FAIRFIELD CITY COUNCIL

20 May 2026

Notice is hereby given that an EXTRAORDINARY MEETING of THE COUNCIL will be held in the ADMINISTRATION CENTRE, AVOCA ROAD WAKELEY on **Tuesday 26 May 2026** at **7.00pm** for consideration of the following business:

1. APOLOGIES

2. REPORTS

1: Adoption of the 2026-2027 Projects and Major Programs

2: Adoption of the 2026-2027 Operational Plan including the 2026-2027 Pricing Policy, Fees and Charges

3: Making of the Rates and Charges for 2026-2027

_____

BRADLEY CUTTS
GENERAL MANAGER

Extraordinary Council Meeting

AGENDA

DATE OF MEETING: 26 May 2026
LOCATION: Council Chambers
TIME: 7.00pm

Statement of Ethical Obligations

The Mayor and Councillors are reminded that they remain bound by the Oath/Affirmation of Office made at the start of the council term to undertake their civic duties in the best interests of the people of Fairfield City and to faithfully and impartially carry out the functions, powers, authorities and discretions vested in them under the Local Government Act or any other Act, to the best of their skill and judgement.

The Mayor and Councillors are also reminded of the requirement for disclosure of conflicts of interest in relation to items listed for consideration on the Agenda or which are considered at this meeting in accordance with the Code of Conduct and Code of Meeting Practice.

AGENDA
Extraordinary Council Meeting
Meeting Date: 26 May 2026

ITEM **SUBJECT** **PAGE**

- **APOLOGIES**

- **CONFLICT OF INTEREST**

SECTION A

'Matters referred to Council for its decision'

1: Adoption of the 2026-2027 Projects and Major Programs
File Number: 25/19061 4

2: Adoption of the 2026-2027 Operational Plan including the 2026-2027 Pricing Policy, Fees and Charges
File Number: 25/19061 103

3: Making of the Rates and Charges for 2026-2027
File Number: 26/04887 388

SECTION B

'Matters submitted to the Committee for decision subject to the right of referral'

There are no reports submitted for this section.

Extraordinary Council



SECTION A

'Matters referred to Council for its decision'

EXTRAORDINARY COUNCIL MEETING

Meeting Date 26 May 2026 **Item Number. 1**

SUBJECT: Adoption of the 2026-2027 Projects and Major Programs

FILE NUMBER: 25/19061

REPORT BY: Julie Lien, Acting Co-ordinator Integrated Planning and Reporting

RECOMMENDATION:

That the 2026-2027 Projects and Major Programs, and their associated budgets, as outlined in Attachments A, C and E of the report, be adopted and included in the 2026-2027 Operational Plan.

SUPPORTING DOCUMENTS:

AT-A ⇩	Proposed Amendments to Projects	3 Pages
AT-B ⇩	2026/27 Projects - Final Listing	9 Pages
AT-C ⇩	Proposed Amendments to Major Programs	5 Pages
AT-D ⇩	2026/27 Major Programs - Final Listing	42 Pages
AT-E ⇩	2025/26-2028/29 Delivery Program Amendments by Exception	37 Pages

CITY PLAN

This report is linked to *Theme 5 Good Governance and Leadership* in the Fairfield City Plan.

SUMMARY

During its first year of office, Council developed its 2025/2026-2028/2029 Delivery Program, which outlined how it was going to work towards achieving the community's vision as identified in the 2025-2035 Fairfield City Plan over the next 4 years. The Draft 2026-2027 Operational Plan (Draft Plan) is the second year of the Delivery Program, which is developed to provide the detailed information for that financial year. This report outlines the Projects and Major Programs that are to be included in the adopted 2026-2027 Operational Plan and delivered in the 2026/27 financial year.

Background

The detailed information on the projects, services and major programs contained within the Draft Plan, have already been presented and discussed at a previous Councillor Briefing held in November 2025.

Since this Councillor Briefing, mandatory provisions from the new 2025 Model Code of Meeting Practice for Local Councils in NSW have come into effect from 1 January 2026, resulting in the inability to conduct confidential pre-meeting briefings. Based on this new regulatory requirement, further amendments to the Draft Plan were distributed via memorandum to councillors in February and May.

The outcomes from discussions at these briefings and feedback to the memorandum have been incorporated into the following attachments.

AMENDMENTS TO THE DRAFT 2026-2027 OPERATIONAL PLAN

Proposed Projects and Major Program Amendments (Attachments A and C)

Since the exhibition period of the Draft Plan, there were a number of minor amendments identified by Council officers to the Projects and Major Programs (Attachments A and C). The proposed amendments do not require the document to be re-exhibited.

These proposed amendments have been identified due to councillor memorandum outcomes, grant funding notifications, acceleration of projects, responding to public submissions and postponement of projects to future years due to resourcing constraints.

It is recommended that the 2026-2027 Projects and Major Programs, and their associated budgets, as identified in Attachments A and C, be adopted and included in the 2026-2027 Operational Plan.

Final Listing of Projects and Major Programs (Attachments B and D)

The proposed amendments have been included in the final listing of Projects and Major Programs (Attachments B and D). These attachments outline in detail the Projects and Major Programs, including their revised budgets, that are to be delivered in the 2026/27 financial year.

AMENDMENTS TO 2025/26-2028/29 DELIVERY PROGAM (Attachment E)

The 2025/26-2028/29 Delivery Program (Delivery Program) is Council's response to the community's vision, priorities and goals as identified in the 2025-2035 Fairfield City Plan (City Plan). The Delivery Program identifies the high-level information on the services (including major programs) and projects Council has committed to deliver during its term of office over 4 years.

Council must update the 2025/26-2028/29 Delivery Program to align with changes made during the development of each Operational Plan. Attachment E showcases the revised budgets allocated to individual projects and major programs across multiple financial years. These adjustments have been identified from the newly adopted operational plans and/or Council reports. Consequently, proposing amendments to the Delivery Program aims to enhance Council operations and clarify Council's total budget commitments across all projects and major programs. This, in turn, would refine the procurement planning process, ensuring timely project delivery.

CONCLUSION

This report recommends that the 2026-2027 Projects and Major Programs, and their associated budgets, as outlined in Attachments A, C, and E of the report, be adopted by Council and included in the 2026-2027 Operational Plan.

Julie Lien
Acting Co-ordinator Integrated Planning and Reporting

Authorisation:
Deputy General Manager & CFO

Extraordinary Council Meeting - 26 May 2026

File Name: **EACM26052026_2.DOCX**

***** END OF ITEM 1 *****

2025/26-2028/29 DELIVERY PROGRAM (DRAFT 2026-2027 OPERATIONAL PLAN)
Project Changes Identified Post-Exhibition

ATTACHMENT A

Theme	Suburb	ID No.	Description	Responsible Officer	Funding Type	2026-2027 $
1	Prairiewood	IN271234 ***NEW***	**Fairfield Golf Course – Driving Range Upgrade** Prepare options for upgrading the Driving Range which may include seating, shelter, lighting, technology, drop zone lighting etc.	Manager Showground, Leisure Centres and Golf Course	TBA	TBA
1	Prairiewood	IN271235 ***NEW***	**Fairfield Golf Course – Improvements** Install new toilet facilities and associated footing and works at the Fairfield Golf Course.	Manager Showground, Leisure Centres and Golf Course	General	128,000
~~2~~	~~Cabramatta~~	~~IN251002**~~	~~**Arthur Street Car Park Shade Structure for Major Events**~~ ~~Install a 20 x 20 shade structure over Arthur Street Car Park.~~ ~~Year 2 of a 2 year project~~	~~Manager Design Services~~	~~Town Centre Reserve~~	~~286,502~~
2	Canley Heights	IN271238 ***NEW***	**Open Space Embellishment of Chisholm Park** Add new additional elements to play equipment.	Manager City Assets	TBA	TBA
2	City Wide	IN27639 ***NEW***	**Lighting of Suburb Banners** Install new lighting across suburb banners including external power points and trees. The locations for this year are Mimosa Road and Restwell Road, Bossley Park; The Horsley Drive and Wallgrove Road, Horsley Park; and Canley Vale Road and Cumberland Highway, Canley Heights.	Manager City Assets	General	270,000 ~~TBA~~
~~2~~	~~Fairfield~~	~~IN271193~~	~~**Fairfield Park - Construction**~~ ~~Construction of open space embellishment at Fairfield Park, Fairfield.~~ ~~Note: Council will seek grant funding for this project~~ ~~*Year 2 of a 2 year project*~~	~~Manager City Assets~~	~~Grant~~	~~0~~
2	Lansvale	IN23308 ***NEW***	**Lansvale Park** Install a water bubbler, additional seating, and tree planting at Lansvale Park.	Manager City Assets	General	17,000
2	Prairiewood	IN271237 ***NEW***	**Fairfield Showground – Feasibility** Feasibility study on the conversion of the awning space for multi-purpose use.	Manager Major Projects and Planning	Service Budget	-

2025/26-2028/29 DELIVERY PROGRAM (DRAFT 2026-2027 OPERATIONAL PLAN)
Project Changes Identified Post-Exhibition

Theme	Suburb	ID No.	Description	Responsible Officer	Funding Type	2026-2027 $
2	Prairiewood	SP1230 ***NEW***	**Community Entertainment Centre Multi-storey Car Park – Design** Develop design for a multi-storey car park at the Community Entertainment Centre, Prairiewood. *Year 2 of a 4 year project*	Manager Design Services	Section 7.12	440,000
2	Prairiewood	SP1231 ***NEW***	**Community Entertainment Centre Access Bridge and Overflow Carpark – Design** Develop designs for the access bridge and overflow carpark at the Community Entertainment Centre, Prairiewood. *Year 1 of a 3 year project*	Manager Design Services	Section 7.12	390,000
2	Prairiewood	SP1232 ***NEW***	**Community Entertainment Centre Outdoor Entertainment Corridor – Design** Develop design for the outdoor entertainment corridor (area between Community Entertainment Centre and Market Awning). *Year 1 of a 2 year project*	Manager Design Services	Section 7.12	40,000
2	Smithfield	SP1236 ***NEW***	**Brenan Park Regional Open Space Transformation Project** Develop a toddler focused playground, new dog park with agility equipment, ornamental landscaping, and new pathways and lighting. *Year 1 of a 2 Year Project* *Note: Project is dependent upon successful grant funding.*	Manager City Assets	Grant	1,200,000
2	Smithfield	IN271082-1	**Embellishment of Parks and Open Space – Brenan Park** Construction of new park features, including solar pathway lighting, landscaped garden areas, benches and seating, and the development of a dedicated dog park to enhance community use and amenity.	Manager City Assets	General	482,000 ~~582,000~~
2	Smithfield	SP25758	**Brenan Park - Construction** Construction of a new inclusive district playground including Outdoor fitness station, basketball half court, flying fox, swings, water play, climbing structures, lighting and new car parking.	Manager Major Projects and Planning	Section 7.11	430,000
					WestInvest	3,911,735 ~~5,411,735~~
					Total	**4,341,735** **~~5,841,735~~**
~~2~~	~~Wetherill Park~~	~~IN261082-3~~	~~**Wetherill Park Reserve**~~ ~~Install new playground, fitness equipment, picnic areas and shelters, Exeloo toilets with linked paths.~~	~~Manager City Assets~~	~~General~~	~~450,000~~

2025/26-2028/29 DELIVERY PROGRAM (DRAFT 2026-2027 OPERATIONAL PLAN)
Project Changes Identified Post-Exhibition

Theme	Suburb	ID No.	Description	Responsible Officer	Funding Type	2026-2027 $
4	~~Prairiewood~~	~~SP24913*~~	~~**Community and Events Centre**~~ ~~Develop detailed design and construct the Community and Events Centre at Fairfield Showground.~~	~~Manager Major Projects and Planning~~	~~WestInvest Grant~~	~~3,000,000~~
4	Prairiewood	SP913*	**Fairfield Showground - Community and Event Centre - Construction** Construction of the new community and event facility at Fairfield Showground. *Year 2 of a 3 year project*	Manager Major Projects and Planning	WestInvest Grant	7,825,066 ~~24,224,003~~
					Section 7.11	1,234,834
					Section 7.12	7,301,100
					Infrastructure Reserve	2,639,000
					Total	**19,000,000** **~~35,398,937~~**

2025/26-2028/29 DELIVERY PROGRAM (DRAFT 2026-2027 OPERATIONAL PLAN)
Final Listing of Projects

ATTACHMENT B

Theme	Suburb	ID No.	Description	Responsible Officer	Funding Type	2026-2027 $
1	Bonnyrigg	IN271188	**Aboriginal Artwork – Seek Grant Funding** The project seeks to reinstate a mural that was removed as part of the rebuilding of a wall that had become unstable. The project aims to work with Aboriginal residents, workers and students to develop an artwork to acknowledge the strong ties the Aboriginal community has to Bonnyrigg. Aligns with priorities to enhance neighbourhoods with mural. *Note: Council will seek grant opportunities for this project.* *Year 1 of a 3 year project*	Manager Social Planning and Community Development	Grant	15,000
1	Bonnyrigg	IN271223	**Bonnyrigg Library - Design** Develop design for internal fit-out of Bonnyrigg Library as part of renewal requirements by Bonnyrigg Plaza.	Manager Library and Museum Services	General	15,000
1	Cabramatta	IN271156	**Public Domain Public Art Mural - Renewal and commission** Conserve and repair murals in priority locations in town centres and commission new work to improve the appearance of public spaces in commercial areas. This year's location will be Cabramatta Town Centre: Dutton Lane.	Manager Cabramatta Place	Town Centre Reserve	35,000
1	Canley Vale	SP27914	**Cabravale Leisure Centre Health and Wellbeing - Grant Funding** Seek grant funding for the Cabravale Leisure Centre Health and Wellbeing Centre to provide accessible high-quality services and facilities for the community. *Note: Council will seek grant funding.*	Manager Major Projects and Planning	TBA	-
1	City Wide	IN271210	**Free Beach Bus Program** Deliver a schedule of free buses for the community to access and experience Sydney beaches.	Manager Social Planning and Community Development	General	15,000
1	City Wide	IN271056	**Headline Major Events** Provide headline attractions to help raise Fairfield City's profile through key major events by including key celebrities, sporting personalities or teams and performers.	Manager Communications and Marketing	General	50,000
1	Lansvale	IN23308*	**Lansvale Park** Install a water bubbler, additional seating, and tree planting at Lansvale Park.	Manager City Assets	General	17,000
1	Prairiewood	IN271235	**Fairfield Golf Course – Improvements** Install new toilet facilities and associated footing and works at the Fairfield Golf Course.	Manager City Assets	General	128,000

2025/26-2028/29 DELIVERY PROGRAM (DRAFT 2026-2027 OPERATIONAL PLAN)
Final Listing of Projects

Theme	Suburb	ID No.	Description	Responsible Officer	Funding Type	2026-2027 $
1	Prairiewood	IN271023	**Prairiewood Leisure Centre - 24/7 Gym Entry** Construct separate gym entry and path with security lighting, internal gym bathroom, access control, security cameras, lockable shutter to prevent access to pools while in use etc. *Year 2 of a 2 year project*	Manager Design Services	General	50,000
1	Prairiewood	IN271208	**Aquatopia Enhancements – Cabana (Construction)** Construct additional cabanas at Aquatopia. *Year 2 of a 2 year project*	Manager Major Projects and Planning	TBA	-
1	Prairiewood	SP1230*	**Community Entertainment Centre Multi-storey Car Park – Design** Develop design for a multi-storey car park to support community and recreation facilities at the Community Entertainment Centre, Prairiewood. *Year 2 of a 4 year project*	Manager Major Projects and Planning	Section 7.12	440,000
1	Prairiewood	SP1231	**Community Entertainment Centre Access Bridge and Overflow Carpark – Design** Develop designs for the access bridge and overflow carpark to support community and recreation facilities at the Community Entertainment Centre, Prairiewood. *Year 1 of a 3 year project*	Manager Major Projects and Planning	Section 7.12	390,000
1	Prairiewood	SP1232	**Community Entertainment Centre Outdoor Entertainment Corridor – Design** Develop design for the outdoor entertainment corridor (area between Community Entertainment Centre and Market Awning) to support community and recreation facilities at Fairfield Showground. *Year 1 of a 2 year project*	Manager Major Projects and Planning	Section 7.12	40,000
1	Prairiewood	IN271032	**Golf Course Master Plan - Stage 2** Develop a Golf Course Master Plan.	Manager Property Strategy and Services	Service Budget	-
1	Prairiewood	IN271044	**Golf Driving Range Net** Install driving range launch area netting at Fairfield Golf Course. *Year 2 of a 2 year project*	Manager Property Strategy and Services	General	300,000
1	Prairiewood	IN271234	**Fairfield Golf Course – Driving Range Upgrade** Prepare options for upgrading the Driving Range which may include seating, shelter, lighting, technology, drop zone lighting etc.	Manager Showground, Leisure Centres and Golf Course	TBA	-

2025/26-2028/29 DELIVERY PROGRAM (DRAFT 2026-2027 OPERATIONAL PLAN)
Final Listing of Projects

Theme	Suburb	ID No.	Description	Responsible Officer	Funding Type	2026-2027 $
1	Prairiewood	IN271224	**Fairfield Showground - Master Plan** Develop a master plan for the Fairfield Showground.	Manager Showground, Leisure Centres and Golf Course	TBA	-
1	Prairiewood	IN271209	**Spring Activity Program** Deliver a series of free activities at Fairfield Showground for the Fairfield City community.	Manager Showground, Leisure Centres and Golf Course	General	20,000
1	Smithfield	IN271203	**Create NSW - Fairfield City Museum and Gallery Exhibitions** Delivery three exhibitions and one audience engagement program at Fairfield City Museum and Gallery. *Year 2 of a 3 year program*	Manager Library and Museum Services	Grant	150,000
1	Smithfield	IN271045	**FCMG Strategic Plan 2027-2031** Develop and implement a new 5-year Strategic Plan for the Museum and Gallery, 2027-2031 *Year 2 of a 2 year project*	Manager Library and Museum Services	General	5,500
1	Wetherill Park	IN24899**	**Wetherill Park Library - Fit-out** Council will apply for grant funding from the State Library of NSW. This year will include applying for grant funding and construction. *Year 3 of a 3 year project*	Manager Library and Museum Services	General Grant **Total**	101,900 636,233 **738,133**
2	Bossley Park	IN271082-3	**Embellishment of Parks and Open Space – Allambie Park** Construction of new park feature including a half basketball court, to promote active lifestyles within the community.	Manager City Assets	General	150,000
2	Cabramatta	IN271082-2	**Embellishment of Parks and Open Space – Longfield Park** Construction of new park features, including a half basketball court and outdoor gym equipment, to enhance recreational opportunities and promote active lifestyles within the community.	Manager City Assets	General	310,000
2	Canley Heights	IN271238	**Open Space Embellishment of Chisholm Park** Add new additional elements to play equipment.	Manager City Assets	TBA	-
2	Canley Vale	IN261170*	**Avenel Park - Play Equipment** Installation of play piece at Avenel Park. *Year 2 of a 2 year project*	Manager Major Projects and Planning	Section 7.11	550,000

2025/26-2028/29 DELIVERY PROGRAM (DRAFT 2026-2027 OPERATIONAL PLAN)
Final Listing of Projects

Theme	Suburb	ID No.	Description	Responsible Officer	Funding Type	2026-2027 $
2	City Wide	IN271228	**Boat Ramps and Access Maintenance** Undertake maintenance works to boat ramps, pontoons, and wharf infrastructure at Bradbury Wharf, Floyd Bay and Shearer Park *Year 2 of a year 2 project*	Manager City Assets	Service Budget	17,979
2	City Wide	IN271229	**Cooler Streets in Fairfield City** Street Tree Planting in 11 priority suburbs including: Bonnyrigg, Cabramatta, Canley Vale, Edensor Park, Fairfield, Fairfield Heights, Greenfield Park, Prairiewood, Smithfield, Wakeley and Wetherill Park.	Manager City Assets	General Grant **Total**	29,971 131,803 **161,774**
2	City Wide	SP24747**	**Local Roads Round 4 Application Grant** Construction of 7-8 intersection treatments on the road hierarchy supporting access to: • Canley Vale Road and Brisbane Road - 1 roundabout and intersection adjustment Winburndale Road *Year 4 of a 4 year project*	Manager Design Services	Grant	900,000
2	City Wide	IN271181	**First Home Buyers Support** Investigate opportunities to support First Home Buyers in Fairfield City.	Manager Strategic Land Use Planning	Service Budget	-
2	City Wide	IN271225	**School Safety and Infrastructure Needs** Implement school road safety messaging.	Manager Design Services	General	5,000
2	Fairfield	IN251196**	**Traffic Intersection Improvement -Sackville Street and Pevensey Street, Fairfield** Install traffic signals with filter right turns, "No Right Turn" signs, and street lighting at the intersection. *Year 3 of a 3 year project*	Manager Design Services	Grant	1,300,000
2	Fairfield	SP1214	**Barton Street, Smithfield – Design** Develop designs for open space embellishment at Barton Street, Smithfield. *Note: Council will seek grant funding for this project* *Year 1 of a 2 year project*	Manager City Assets	Grant	-
2	Fairfield	SP1213	**Harris Street Park – Design** Develop designs for open space embellishment at Harris Street, Fairfield. *Note: Council will seek grant funding for this project* *Year 1 of a 2 year project*	Manager City Assets	Grant	-

2025/26-2028/29 DELIVERY PROGRAM (DRAFT 2026-2027 OPERATIONAL PLAN)
Final Listing of Projects

Theme	Suburb	ID No.	Description	Responsible Officer	Funding Type	2026-2027 $
2	Fairfield	SP1212	**Frederick Street Park – Design** Develop designs for open space embellishment at Frederick Street, Fairfield. *Note: Council will seek grant funding for this project* *Year 1 of a 2 year project*	Manager City Assets	Grant	-
2	Fairfield West	IN261082-2*	**Endeavour Sports Park** New line marking for courts, fencing and required lighting. *Year 2 of a 2 year project*	Manager City Assets	General	144,000
2	Horsley Park	IN27970	**Rural Fire Service - Detailed Design and Procurement** Improvements to the RFS facility to accommodate plant, equipment, and volunteers.	Manager Major Projects and Planning	Grant	50,000
2	Prairiewood	IN271082-4	**Embellishment of Parks and Open Space – Prairievale Road – Master Plan** Undertake a feasibility study to develop a master plan for potential embellishment such as learn to ride.	Manager City Assets	General	15,000
2	Prairiewood	IN271237	**Fairfield Showground - Feasibility** Feasibility study on the conversion of the awning space for multi-purpose use.	Manager Major Projects and Planning	Service Budget	-
2	Prairiewood	IN271211	**Fairfield Showground Overflow Parking** Surface the grass overflow parking with road base.	Manager Major Projects and Planning	TBA	-
2	Prairiewood	IN271166	**Fairfield Showground – Up Lighting Fig Trees** Extension of the feature lighting on the site with the uplighting of the trees along the main access road through the Showground. *Year 2 of a 2 year project*	Manager Major Projects and Planning	General	115,000
2	Prairiewood	SP913*	**Fairfield Showground - Community and Event Centre - Construction** Construction of the new community and event facility at Fairfield Showground. *Year 2 of a 3 year project*	Manager Major Projects and Planning	Infrastructure Reserve	2,639,000
					Section 7.11	1,234,834
					Section 7.12	7,301,100
					WestInvest	7,825,066
					Total	**19,000,000**

2025/26-2028/29 DELIVERY PROGRAM (DRAFT 2026-2027 OPERATIONAL PLAN)
Final Listing of Projects

Theme	Suburb	ID No.	Description	Responsible Officer	Funding Type	2026-2027 $
2	Smithfield	IN271082-1	**Embellishment of Parks and Open Space – Brenan Park** Construction of new park features, including solar pathway lighting, landscaped garden areas, benches and seating, and the development of a dedicated dog park to enhance community use and amenity.	Manager City Assets	General	482,000
2	Smithfield	SP1236	**Brenan Park Regional Open Space Transformation Project** Develop a toddler focused playground, new dog park with agility equipment, ornamental landscaping, and new pathways and lighting. *Year 1 of a 2 year project* *Note: Project is dependent upon successful grant funding.*	Manager City Assets	Grant	1,200,000
2	Smithfield	SP1215	**Granville Street Park – Design** Develop designs for open space embellishment at Granville Street, Smithfield. *Note: Council will seek grant funding for this project* *Year 1 of a 2 year project*	Manager City Assets	Grant	-
2	Smithfield	SP25758**	**Brenan Park - Construction - Construction of a new inclusive district** playground including Outdoor fitness station, basketball half court, flying fox, swings, water play, climbing structures, lighting and new car parking. *Year 3 of a 4 year project*	Manager Major Projects and Planning	Section 7.11	430,000
					WestInvest	3,911,735
					Total	**4,341,735**
3	Bonnyrigg	SP271202	**Georges River Keeper Program - Brown Reserve** Restore land between Brown Road and Elizabeth Drive, Bonnyrigg, along Henty Creek by reducing weeds, planting native plants, and educating the community. *Year 3 of a 4 year project*	Manager City Assets	Grant	50,550
3	Cabramatta	SP27947	**Flying-fox Habitat Restoration Program** Enhance the Grey-headed flying foxes' survivability in the Cabramatta Creek flying fox camp. *Year 6 of a 9 year program*	Manager City Assets	General	25,460
					Grant	2,000
					Total	**27,460**
3	City Wide	SP27416-1	**NSW Weeds Action Program** Inspect priority weeds on Council and Crown land, and private rural properties to educate landholders as well as controlling priority weeds along Fairfield City's creeklines. *Year 4 of a 6 year program*	Manager City Assets	General	34,650
					Grant	44,984
					Total	**79,634**

2025/26-2028/29 DELIVERY PROGRAM (DRAFT 2026-2027 OPERATIONAL PLAN)
Final Listing of Projects

Theme	Suburb	ID No.	Description	Responsible Officer	Funding Type	2026-2027 $
3	City Wide	IN271175	**Disaster Adaptation Plans - Implementation** Engagement with NSW Reconstruction Authority in developing Disaster Adaptation Plan(s) relevant to Fairfield City and implementation of priority actions *Note: This work is subject to grant funding and available resources.*	Manager Major Projects and Planning	Grant	50,000
3	City Wide	IN271173	**Remote Monitoring for Flood Events - Devices** Provide LOWAN devices to monitor creek depths at 4 key locations across the city.	Manager Major Projects and Planning	General	20,000
3	City Wide	IN271058	**Kerbside Audits Recycling, General and FOGO** Conducting a combined kerbside waste composition audit for garbage and recycling and FOGO bins for all single unit dwellings.	Operations Manager City Services	Waste Reserve	70,000
3	City Wide	IN271055	**School Education Programs** Our School Education Program focuses on teaching primary school students about household waste contamination, promoting responsible waste management practices.	Operations Manager City Services	Waste Reserve	10,000
3	City Wide	IN271054	**Recycling Education Programs** City-wide communication and waste education program for single unit dwellings on the contamination within food organics and garden organics bin and recycling bins.	Operations Manager City Services	Waste Reserve	50,000
3	City Wide	IN271233	**Illegal Dumping Baseline Data** Create a consistent illegal dumping database to establish a clear baseline to improve reporting, guide enforcement and support cleaner, safer public spaces for the community. This includes identifying hotspots, waste types and patterns, align data with RIDonline, and outline brief prevention strategies. *Year 2 of a 2 year project*	Operations Manager City Services	Grant	15,000
3	Edensor Park	IN271134	**National Tree Planting Day** Host National Tree Day activities in Fairfield City by planting 10,000 native indigenous trees and adequate maintenance of the National Tree Day revegetation sites. Location: Angle Vale Park, Edensor Park. *Note: Council will apply for grant funding*	Manager City Assets	General	21,000
					Grant	26,045
					Total	**47,045**

2025/26-2028/29 DELIVERY PROGRAM (DRAFT 2026-2027 OPERATIONAL PLAN)
Final Listing of Projects

Theme	Suburb	ID No.	Description	Responsible Officer	Funding Type	2026-2027 $
4	Cabramatta	IN271190	**Cabramatta Town Centre – Pai Lau Gateway** Maintenance work and minor upgrades to Pai Lau Gateway. *Year 1 of a 3 year project*	Manager Cabramatta Place	Service Budget	-
4	City Wide	IN271122	**Investment Prospectus** Create a Fairfield LGA Investment Prospectus to attract new businesses to the region.	Manager Economic Development	Service Budget	-
4	City Wide	IN271118	**Business Occupancy Audit - Implementation** Council to undertake occupancy audits at major commercial centres. The designated study areas would be the ground floor of Cabramatta, Canley Heights, Canley vale, Fairfield, Smithfield, and Fairfield Heights.	Manager Economic Development	Service Budget	-
4	City Wide	IN271076	**Public Domain Presentation - Planter Boxes Upgrade** Progressive upgrade of existing planter boxes in neighbourhood centres with water wells and a rendered colour treatment.	Manager Cabramatta Place	Town Centre Reserve	30,000
4	City Wide	IN27639	**Lighting of Suburb Banners** Install new lighting across suburb banners including external power points and trees. The locations for this year are Mimosa Road and Restwell Road, Bossley Park; The Horsley Drive and Wallgrove Road, Horsley Park; and Canley Vale Road and Cumberland Highway, Canley Heights.	Manager City Assets	General	270,000
4	City Wide	IN271086	**Fairfield City Welcome Signs Update - Concept and Design** Develop a concept and design for the replacement of Fairfield City Welcome Signs, including lighting and landscaping where appropriate, as well as development of a strategy outlining all agreed signage options for Fairfield City.	Manager Communications and Marketing	General	20,000
4	City Wide	IN271073	**Public Domain - Public Art Decal Utility Infrastructure** Art wraps on public utilities.	Manager Fairfield and Parks Place	Town Centre Reserve	25,000
4	Canley Heights	IN271141	**Canley Heights Town Centre - Master Plan Design - Stage 4** Develop a detailed and costed Public Domain Upgrade Plan (Derby Street, Peel Street, and Ascot Street between Torrens Street and Canley Vale Road - southside).	Manager Cabramatta Place	Service Budget	-
4	Fairfield	IN271046	**Fairfield City Centre Upgrades - Barbara Street and Nelson Street, Fairfield - Construction** Public Domain Upgrade - Barbara Street (Nelson Street to Hamilton Road) and Nelson Street (between 22 Nelson and Smart Street). *Year 2 of a 4 year project*	Manager Major Projects and Planning	Section 7.11	650,000

2025/26-2028/29 DELIVERY PROGRAM (DRAFT 2026-2027 OPERATIONAL PLAN)
Final Listing of Projects

Theme	Suburb	ID No.	Description	Responsible Officer	Funding Type	2026-2027 $
4	Fairfield	IN271084	**Fairfield City Centre Upgrade - Thomas Ware Plaza - Design** Thomas Ware Plaza public domain upgrade to include wrap around seating against existing mature trees, uplighting, and upgrade to the children's play area.	Manager Design Services	Service Budget	-
4	Prairiewood	IN271125	**Healthcare Precinct - Investigation** Identify investment and scope capacity for the creation of a healthcare precinct.	Manager Economic Development	Service Budget	-
4	Prairiewood	IN271191	**Fairfield Showground AFL Field – New Stage (Construction)** Construct a raised stage to the Fairfield Showground AFL Field to allow for multi-purpose events to be held. *Year 2 of a 3 year project.*	Manager Major Projects and Planning	TBA	-
4	Smithfield and Wetherill Park	IN271077	**Industrial Estate Beautification Program - Implementation** To provide attractive colourful shrubs and small trees along road corridors in high traffic areas across the Smithfield - Wetherill Park Industrial Estate. This year will focus on Cowpasture Road near Horsley Drive.	Manager Design Services	Town Centre Reserve	120,000
4	Villawood	IN271140	**Villawood Town Centre - Master Plan Design** Develop a detailed and costed Public Domain Upgrade Plan (whole of centre including Villawood Place Precinct (stage 1) and periphery including Kamira Avenue (stage 2).	Manager Cabramatta Place	Service Budget	-
5	City Wide	IN271016	**Digitisation of Historical Files** Digitisation of historical Council hard copy files and records.	Chief Information Officer	General	90,000
5	City Wide	SP271219	**Fresh Start Program** Employ and train recruits as part of the Fresh Start for Local Government Apprentices, Trainees and Cadets Grant Program, which will create positive social outcomes by generating local education, training, and employment opportunities. *Year 2 of a 5 year program*	Operations Manager People and Culture	Grant	-
5	Wetherill Park	IN271013	**Sustainable Resource Centre - Feasibility** Undertake a feasibility study to determine the Highest and Best Use for Council's Sustainable Resource Centre.	Manager Property Strategy and Services	Property Development Fund	-

2025/26-2028/29 DELIVERY PROGRAM (DRAFT 2026-2027 OPERATIONAL PLAN)
Major Program Changes Identified Post-Exhibition

ATTACHMENT C

Building and Facilities Renewal Major Program

Suburb	ID No.	Description	Funding Type	2026-2027 ($)
Cabramatta ~~and Wakeley~~	MPBAR2730 ~~MPBAR2915~~	**~~Brian Wunsch Community Centre and~~ Whitlam Library** Renewal of UPS batteries at ~~(Brian Wunsch and~~ Whitlam Library.~~)~~	General	35,000 ~~60,000~~
City Wide	MPBAR2705	**Forward Planning** Various condition audits, structural and architectural planning for renewal program roll out.	General	150,000 ~~392,882~~
City Wide	MPBAR2707	**Fire Renewal** Rectification works on fire service assets that arise from the Annual Fire Safety Statement (AFSS) audits.	General	70,000 ~~100,000~~
City Wide	MPBAR2708	**Electrical Distribution Board Renewals** Renewal of ~~Fairfield Showground's Parklands Function Centre,~~ Cabramatta Leisure Centre and Fairfield Preschool.	General	45,000 ~~100,000~~
~~Fairfield~~	~~MPBAR2727~~	~~**50 Harris Street, Fairfield**~~ ~~Renewal of timber flooring with concrete and vinyl throughout the property (165m2), cabinetry renewal and wall remediation works.~~	~~General~~	~~217,500~~
~~Smithfield~~	~~MPBAR2720~~	~~**Fairfield Museum Stein Gallery**~~ ~~Renewal of flooring substructure in the Stein gallery (300m2).~~	~~General~~	~~105,000~~
Wakeley	MPBAR2721	**Administration Centre** Monitor and repair Administration Centre roof. **~~– Stage 2 Roofing~~** ~~Renewal of the Administration Centre Roofing (1,275m2) - Stage 2~~	General	60,000 ~~376,700~~

2025/26-2028/29 DELIVERY PROGRAM (DRAFT 2026-2027 OPERATIONAL PLAN)
Major Program Changes Identified Post-Exhibition

New Bus Shelter Major Program

Suburb	ID No.	Description	Funding Type	2026-2027 ($)
Old Guildford	MPBS2701	**42 Broughton Street** Install New Bus Shelter	General	37,000 ~~55,000~~

Bus Shelter Renewal Major Program

Suburb	ID No.	Description	Funding Type	2026-2027 ($)
Greenfield Park	MPBSR2710	**Smithfield Road Greenfield Park Bus Shelter - House Number 602** Repair, Replace the Damaged Roof and seats of the existing Bus Shelters and associated works	General	20,000 ~~2,000~~

Street Light Upgrade Major Program

Suburb	ID No.	Description	Funding Type	2026-2027 ($)
~~City Wide~~	~~MPSL2701~~	~~**Street Light Upgrade**~~ ~~Upgrade of street lights at various locations after investigation warrants.~~	~~General~~	~~150,000~~

2025/26-2028/29 DELIVERY PROGRAM (DRAFT 2026-2027 OPERATIONAL PLAN)
Major Program Changes Identified Post-Exhibition

Open Space Asset Renewal Major Program

Suburb	ID No.	Description	Funding Type	2026-2027 ($)
~~Bonnyrigg~~	~~MPOSR2723~~	~~**Lalich Park – Play Equipment Upgrade**~~ ~~Renewal and upgrade of existing play equipment to provide a safer, more engaging, and accessible play environment for children and families.~~	~~General~~	~~100,000~~
Bonnyrigg	MPOSR2603	**Lalich Park** Playground equipment, rubber softfall, timber bollard replacement.	General	262,000 ~~162,000~~
			Grant	25,000
			Total	**287,000** **~~187,000~~**
Bossley Park	~~MPOSR2718~~	~~**Burramy Park**~~ ~~Rubber Softfall Renewal.~~	~~General~~	~~25,000~~
Cabramatta	MPOSR2728 ***New***	**Don Dawson Oval** Cricket revitalisation at Don Dawson Oval.	General	10,000
City Wide	MPOSR2710	**Unplanned Asset Renewal and Forward Planning** Open space infrastructure renewal to enable investigations and concept plans to be developed for projects and assist with grant funding applications.	General	100,000 ~~670,591~~
Fairfield West	MPOSR2726	**AFL Nets at Avery Park** Install AFL nets at Avery Park. ~~**Future Needs and Open Space Review**~~ ~~Delivery readiness of priority infrastructure projects aligned with current and future needs for open space.~~	General	94,650 ~~60,000~~
			Grant	50,000
			Total	**144,650** **~~60,000~~**
Prairiewood	MPOSR2729 ***New***	**Aquatopia Wave Rider** Renewing the membrane of the Wave Rider at Aquatopia.	General	300,000
Smithfield	MPOSR2730 ***New***	**Brenan Park** Renewal of two cricket pitches at Brenan Park, Smithfield.	General	20,000
Smithfield	~~MPOSR2725~~	~~**Rosford Park**~~ ~~Floodlight with Steel Pole, Goal Post.~~	~~General~~	~~400,000~~
Wakeley	MPOSR2721	**King Park** Alloy Bench, Goal Post, Timber Bench, Timber Bollard, ~~Concrete Cricket Pitch~~ Replacement	General	14,622 ~~24,622~~

2025/26-2028/29 DELIVERY PROGRAM (DRAFT 2026-2027 OPERATIONAL PLAN)
Major Program Changes Identified Post-Exhibition

Black Spot Major Program

Suburb	ID No.	Description	Funding Type	2026-2027 ($)
~~Canley Vale~~	~~MPBP2701~~	~~**Avenel Street, Canley Vale**~~ ~~Installation of two raised thresholds.~~	~~Grant~~	~~190,000~~

Pedestrian Access and Mobility Plan Major Program

Suburb	ID No.	Description	Funding Type	2026-2027 ($)
TBA ~~Bossley Park~~	MPPAM2701	**Pedestrian Access and Mobility Plan Program** ~~Mimosa Road, Bossley Park~~ ~~Reconstruct pedestrian refuge island.~~ Develop an integrated network of pedestrian pathways with strategically located pedestrian facilities. The location for this year is to be identified.	General	150,000
Fairfield	MPPAM2702 ***New***	**The Horsley Drive – Pedestrian Fencing at Fairfield Street** Provide new pedestrian fencing along The Horsley Drive and off ramp.	General	100,000
City Wide	MPPAM2703 ***New***	**Active Transport Scoping – Brenan Park** Scope new active transport proposals to support the upgrade to Brenan Park. Consideration will be given to pedestrian/cyclist connections and/or paths to the park to encourage active transport.	Service Budget	-

Flood Mitigation Major Program

Suburb	ID No.	Description	Funding Type	2026-2027 ($)
~~City Wide~~	~~MPFMP2601~~	~~**Central Floodplain Risk Management Study and Plan**~~ ~~Seek grant funding to develop a Floodplain Risk Management Study and Plan to identify, assess and recommend measure to reduce flood risk.~~ ~~*Note: Council will seek grant opportunities for this project.*~~	~~Grant~~	-

2025/26-2028/29 DELIVERY PROGRAM (DRAFT 2026-2027 OPERATIONAL PLAN)
Major Program Changes Identified Post-Exhibition

Fleet Renewal Major Program				
Suburb	**ID No.**	**Description**	**Funding Type**	**2026-2027 ($)**
City Wide	MPFR2701	**Replace Council's Light Vehicles** Replacement of light vehicles which have reached the policy's requirement of 95,000km or 4 years of operation.	General	1,004,300 ~~1,590,000~~

Plant and Equipment Replacement Major Program				
Suburb	**ID No.**	**Description**	**Funding Type**	**2026-2027 ($)**
City Wide	MPWPER2701	**Waste Plant and Equipment** Replacement of plant and equipment that is used for the residential waste management service.	Waste Reserve	5,078,600 ~~7,868,600~~
City Wide	MPCPER2701	**Construction and Maintenance Plant and Equipment** Replacement of plant and equipment that is used for the construction of roads, and trade equipment to maintain buildings.	General	1,286,600 ~~1,905,000~~

2025/26-2028/29 DELIVERY PROGRAM (DRAFT 2026-2027 OPERATIONAL PLAN)
Final Listing of Major Programs

ATTACHMENT D

Leisure Centres Renewal			Total	$163,300
Suburb	**ID No.**	**Description**	**Funding Type**	**2026-2027 ($)**
Cabramatta	MPLPER2701	**Cabravale Leisure Centre - Pool and Plant Equipment Renewal** Upgrade pool and plant equipment to operate the aquatic services at Council's Cabravale Leisure Centre.	General	51,500
Fairfield	MPLPER2702	**Fairfield Leisure Centre - Pool and Plant Equipment Renewal** Upgrade pool and plant equipment to operate the aquatic services at Council's Fairfield Leisure Centre.	General	50,000
Prairiewood	MPLPER2703	**Prairiewood Leisure Centre - Pool and Plant Equipment Renewal** Upgrade pool and plant equipment to operate the aquatic services at Council's Prairiewood Leisure Centre.	General	61,800

Library Services			Total	$60,000
Suburb	**ID No.**	**Description**	**Funding Type**	**2026-2027 ($)**
Wetherill Park	MPLS2701	**Local Priority Grant 2026-2027** This is a non-competitive annual grant provided by the State Library of NSW. Location for works this year will be Wetherill Park Library.	Grant	60,000

Showground Renewal			Total	$50,000
Suburb	**ID No.**	**Description**	**Funding Type**	**2026-2027 ($)**
Prairiewood	MPSR2701	**Fairfield Showground Minor Equipment Replacement** Upgrade of small equipment/plant at Fairfield Showground for the sporting field zones, event arena, amenities building and Pavilion, such as goal posts, nets, flags, scorers, ice baths and small equipment.	General	50,000

2025/26-2028/29 DELIVERY PROGRAM (DRAFT 2026-2027 OPERATIONAL PLAN)
Final Listing of Major Programs

Golf Course Renewal			Total	$55,000
Suburb	**ID No.**	**Description**	**Funding Type**	**2026-2027 ($)**
Prairiewood	MPGR2701	**Fairfield Golf Course Minor Equipment Replacement** Upgrade of small equipment/plant at Fairfield Golf Course.	General	55,000

Social Planning and Community Development			Total	$92,000
			General	$45,000
			Service Budget	$47,000
Suburb	**ID No.**	**Description**	**Funding Type**	**2026-2027 ($)**
City Wide	MPSPCD2701	**Social Planning and Community Development (SP&CD) Implementation** Implementation of actions identified in Council's adopted SPCD strategies, including initiatives across the full range of focus groups/areas including older people, youth, healthy lifestyles, ATSI community, alcohol & drug awareness, gambling harm and creative arts.	Service Budget	35,000
City Wide	MPSPCD2702	**Youth Mentoring** Mayor's Youth Awards and initiatives to support, develop and acknowledge opportunities available for young people	General	20,000
City Wide	MPSPCD2703	**Thrive Grants** Provide grants to grass roots organisations that are primarily volunteer run by residents, that focus on local community.	Service Budget	12,000
City Wide	MPSPCD2710	**Grandparents Day** Host Grandparents Day events to celebrate the valuable contribution grandparents provide towards their families and grandchildren.	General	25,000

Disability Inclusion Action Plan			Total	Service Budget
Suburb	**ID No.**	**Description**	**Funding Type**	**2026-2027 ($)**
City Wide	MPDIAP2702	**Inclusion Enhancements** Implement works to improve inclusion as per audit recommendations of Accessible Public Spaces	Service Budget	-
City Wide	MPDIAP2704	**Training** Conduct training with Council staff to enhance inclusion awareness	Service Budget	-

2025/26-2028/29 DELIVERY PROGRAM (DRAFT 2026-2027 OPERATIONAL PLAN)
Final Listing of Major Programs

Asset Management Strategy			Total	Service Budget
Suburb	**ID No.**	**Description**	**Funding Type**	**2026-2027 ($)**
City Wide	MPAMS2701	**Asset Maintenance Review for Key Facilities** Conduct an asset review of key locations (e.g., Aquatopia, Cabravale Leisure Centre) to ensure all programmed maintenance and inspection responsibilities are captured and optimise whole-of life costs.	Service Budget	-
City Wide	MPAMS2702	**Financial Reporting Framework for Asset Costs** Establish a methodology and process within Council's financial system (PeopleSoft) to report on operational costs, clearly separating planned maintenance, compliance, and operational expenses for physical assets; undertake financial analysis.	Service Budget	-
City Wide	MPAMS2703	**Road Safety Integration in Asset Planning** Integrate road safety as a core component of the Transport Asset Plans, ensuring it informs planning and resource allocation; incorporate traffic considerations into road and transport funding decisions during asset renewal and upgrade planning.	Service Budget	-
City Wide	MPAMS2704	**Stormwater and Catchment Renewal Coordination** Develop a coordinated process to align renewal and maintenance schedules across stormwater and catchment management functions.	Service Budget	-
City Wide	MPAMS2705	**Catchment Funding Integration Process** Implement a funding filter process that channels Catchment Planning funds through the Asset Management framework.	Service Budget	-
City Wide	MPAMS2706	**Building Asset Performance Analysis** Develop and leverage performance data to enable detailed financial analysis; apply this analysis to strengthen decision-making, including developing a benefit-cost ratio for each building asset and using findings to guide renewal and retirement decisions.	Service Budget	-
City Wide	MPAMS2707	**Advance Asset Management Maturity** Advance asset management maturity in line with IPWEA guidelines for all key asset classes.	Service Budget	-

2025/26-2028/29 DELIVERY PROGRAM (DRAFT 2026-2027 OPERATIONAL PLAN)
Final Listing of Major Programs

Disability Upgrades – Access Improvement			Total	$192,000
			General	$42,000
			Grant	$20,000
			Section 7.12	$130,000
Suburb	**ID No.**	**Description**	**Funding Type**	**2026-2027 ($)**
Greenfield Park	MPDU2701	**Disability Upgrades – Access Improvements** Undertake access improvements at Greenfield Park Community Centre.	Section 7.12	100,000
Prairiewood	MPDU2702	**Accessible Pool Steps – Prairiewood Leisure Centre** Install tiered accessible pool entry steps to replace existing ladder.	Section 7.12	25,000
Smithfield	MPDU2602	**Development of Sensory Space** Develop a sensory space for the Tasman Parade Early Learning Centre by opening the wall between the preschool room and the current kitchen and remove all the fittings within the kitchen space and non-functioning.	General	42,000
			Grant	20,000
			Section 7.12	5,000
			Total	**67,000**

Building and Facilities Renewal			Total	$2,484,243
Suburb	**ID No.**	**Description**	**Funding Type**	**2026-2027 ($)**
Bonnyrigg	MPBAR2726	**Bonnyrigg Youth and Community Centre** Concrete foot path works, storm water drainage, landscaping, down pipes, masonry and footing remedial works for the building.	General	147,600
Cabramatta	MPBAR2704	**SES HQ** Rectification works including repainting on walls (400m2), shade screens, and garage doors.	General	105,000
Cabramatta	MPBAR2724	**2 McBurney Road Cabramatta** Renewal of timber with concrete and vinyl flooring throughout the property 170m2, wall remediation works and cabinetry renewals.	General	225,300
Canley Vale	MPBAR2725	**Cardwell Street Depot** To demolish the existing damaged awning and replace with new to support current service levels.	General	124,770

2025/26-2028/29 DELIVERY PROGRAM (DRAFT 2026-2027 OPERATIONAL PLAN)
Final Listing of Major Programs

Building and Facilities Renewal				
Suburb	**ID No.**	**Description**	**Funding Type**	**2026-2027 ($)**
Canley Vale	MPBAR2728	**Cabramatta Leisure Centre - HVAC Renewals** Renewal of Cabramatta Leisure Centre VSDs and air-cooled screw chillers.	General	36,134
City Wide	MPBAR2626*	**Electrical Distribution Board Renewal** Administration Centre, Prairiewood Leisure Centre Canteen, SRC portable shower and toilet block and Brian Wunsch Centre. *Year 2 of a 2 year project*	General	75,000
City Wide	MPBAR2690	**Leisure Centres – Shower and bathroom toilet renewals** Installation of partitions with doors in showers and change rooms (Fairfield Leisure, Cabramatta Leisure, and Prairiewood Leisure Centres.) and renewal of partitions to accommodate ambulant access in the toilets.	General	150,000
City Wide	MPBAR2702	**Height safety compliance** Whitlam Library (Safety pathway, barrier for the side of the first level roof, anchor points along the side of the building), Fairfield Library (Raise the walking platforms higher to stop rubbish and debris getting trapped under the platforms) and Fairfield Hub (Anchor points and ladders).	General	110,000
City Wide	MPBAR2705	**Forward Planning** Various condition audits, structural and architectural planning for renewal program roll out.	General	150,000
City Wide	MPBAR2707	**Fire Renewal** Rectification works on fire service assets that arise from the Annual Fire Safety Statement (AFSS) audits.	General	70,000
City Wide	MPBAR2708	**Electrical Distribution Board Renewals** Renewal of Cabramatta Leisure Centre and Fairfield Preschool.	General	45,000
City Wide	MPBAR2710	**Leisure Centre Plant Room Renewals - Renewal of Fairfield Leisure Centre** HVAC Plant and Prairiewood Leisure Centre Electrical Plant.	General	100,000
City Wide	MPBAR2711	**Lift Parts Replacement** - Whitlam Library, Dutton Plaza, Fisher Street Carpark, Downey Lane Carpark and Nelson Street Carpark.	General	50,000
City Wide	MPBAR2730	**Whitlam Library** Renewal of UPS batteries at Whitlam Library.	General	35,000

2025/26-2028/29 DELIVERY PROGRAM (DRAFT 2026-2027 OPERATIONAL PLAN)
Final Listing of Major Programs

Building and Facilities Renewal				
Suburb	**ID No.**	**Description**	**Funding Type**	**2026-2027 ($)**
Edensor Park	MPBAR2620*	**Dutton Lane Carpark** Sika flex all cracks from the top and bottom of the slab, apply structural fibre glass above cracks and seal with terrafuse structural concrete cover. 2,300m2. *Year 2 of a 2 year project*	General	90,000
Fairfield	MPBAR2709	**Fairfield Leisure Centre - Steam Room** Renewal of the steam room including rebuilding structural supports of the room and installing a modular steam room unit.	General	300,000
Fairfield	MPBAR2712	**Downey Lane Carpark** Renewal of internal stairwell, masonry, handrail repairs and columns surface.	General	35,000
Prairiewood	MPBAR2717	**Prairiewood Leisure Centre - Indoor Pool Area** Rectification of Internal walls in the indoor pool hall area including repainting and bathroom/change room renewals. (tiling, fittings, electrical)	General	150,439
Prairiewood	MPBAR2718	**Prairiewood Leisure Centre - Cabanas** Renewal of cabanas barge boards, turnstile renewals (x3) and security fencing renewals along the perimeter of the site.	General	175,000
Prairiewood	MPBAR2719	**Prairiewood Leisure Centre** Renewal of the roof access ladder - safer system.	General	150,000
Wakeley	MPBAR2721	**Administration Centre** Monitor and repair Administration Centre roof.	General	60,000
Wakeley	MPBAR2729	**Administration Centre** Sub soil drainage, submersible pump and pest treatment.	General	100,000

2025/26-2028/29 DELIVERY PROGRAM (DRAFT 2026-2027 OPERATIONAL PLAN)
Final Listing of Major Programs

Drainage Renewal			Total	$770,000
Suburb	**ID No.**	**Description**	**Funding Type**	**2026-2027 ($)**
City Wide	MPDR2601*	**Drainage Renewal** Upgrade drainage sites across the city in response to poor asset condition and community requests. *Year 2 of a 2 year project*	General	50,000
City Wide	MPDR2701	**Drainage Renewal** Upgrade drainage sites across the city in response to poor asset condition and community requests.	General	300,000
Wakeley	MPVDR2371*	**King Park Detention Basin, Outlet Control Structure** Repairs to concrete segmental retaining crib wall and box culvert.	General	150,000
Wetherill Park	MPDR2207***	**The Horsley Drive** Between rear of Castlereagh Street house number 53 to house number 73 Southern side of Embankment- To modify the embankment and provide a suitable retaining wall to control the erosion (200m) *Year 4 of a 4 year project*	General	270,000

Emergency Asset Failure			Total	$250,000
Suburb	**ID No.**	**Description**	**Funding Type**	**2026-2027 ($)**
City Wide	MPEAF2701	**Emergency Asset Failure** This program is intended for unplanned renewal of all built asset classes that may arise throughout the year. There are no set projects for this major program. These funds are for any assets that have an emergency requirement to be fixed during the 2026-2027 financial year.	General	250,000

2025/26-2028/29 DELIVERY PROGRAM (DRAFT 2026-2027 OPERATIONAL PLAN)
Final Listing of Major Programs

Footpath Renewal Program			Total	$1,712,784
Suburb	**ID No.**	**Description**	**Funding Type**	**2026-2027 ($)**
Bonnyrigg	MPFRP2604	**Cabramatta Road West** Right side from Elizabeth Drive to Tarlington Parade (50m)	General	19,500
Bonnyrigg	MPFRP2605	**Humphries Road** Right side from Cabramatta Road to Salecich Place (40m)	General	15,600
Bonnyrigg	MPFRP2606	**Elizabeth Drive** Right side from Cabramatta Road to Montgomery Road (40m)	General	15,600
Bonnyrigg	MPFRP2702	**Edensor Road** Both sides from Bonnyrigg Avenue to LP Tway (60m)	General	25,000
Bonnyrigg Heights	MPFRP2703	**Aplin Road** Right side from Dowland Street to Elizabeth Drive (150m)	General	40,000
Bossley Park	MPFRP2608	**Gambier Street** Both sides from Mulligan Street to Garnet Street (100m)	General	30,000
Bossley Park	MPFRP2704	**Murrumbidgee Street** Both sides from Dead End to Serpentine Street (140m)	General	45,000
Bossley Park	MPFRP2705	**Candlewood Street** Right side from Restwell Road to Manna Place (20m)	General	7,000
Cabramatta	MPFRP2706	**Railway Parade** Left side from Boundary Lane to John Street (35m)	General	28,000
Cabramatta	MPFRP2707	**Old Cabramatta Road** Both sides from Cabramatta Road to Railway Parade (80m)	General	46,000
Canley Vale	MPFRP2708	**Sackville Street** Both sides from Canley Vale Road to The Grove (390m)	General	129,000
Canley Vale	MPFRP2709	**Canley Vale Road** Both sides from Railway Parade to Sackville Street (45m)	General	26,000
Canley Vale	MPFRP2710	**Railway Parade** Left side from Canley Vale Road to Stuart Street (45m)	General	23,000
Canley Vale	MPFRP2711	**Curtin Street** Left side from Melville Avenue to Cumberland Street (40m)	General	10,000
Canley Vale	MPFRP2712	**Curtin Street** Right side from Broomfield Street to Melville Avenue (30m)	General	9,000

2025/26-2028/29 DELIVERY PROGRAM (DRAFT 2026-2027 OPERATIONAL PLAN)
Final Listing of Major Programs

Footpath Renewal Program				
Suburb	**ID No.**	**Description**	**Funding Type**	**2026-2027 ($)**
City Wide	MPFRP2701	**City Wide** City Wide Renewal	General	100,000
City Wide	MPFRP2713	**CBD Town Centre** Replace cracked or damaged pavers (50sqm)	General	52,500
Edensor Park	MPFRP2628	**Fitzgerald Avenue** Both sides from Smithfield Road to Smithfield Road (200m)	General	18,750
Edensor Park	MPFRP2715	**Hillier Street** Both sides from Cuthbert Crescent to Treloar Place (90m)	General	35,880
Edensor Park	MPFRP2716	**Eldershaw Road** Left side from Swan Road to Edensor Road (95m)	General	38,000
Edensor Park	MPFRP2717	**Swan Road** Left side from Eldershaw Road to Markovina Street (20m)	General	8,000
Fairfield	MPFRP2588*	**The Crescent** - Both sides from The Crescent to cul-de-sac (30m).	General	32,200
Fairfield	MPFRP2718	**Fairfield Street** Left side from Fairfield Street Access to The Horsley Drive (50m)	General	25,000
Fairfield	MPFRP2719	**The Horsley Drive** Walkway Right side from The Horsley Drive to Fairfield Street (40m)	General	25,000
Fairfield	MPFRP2720	**Ware Street** Right side from Cunninghame Street to Sackville Street (45m)	General	15,000
Fairfield	MPFRP2721	**Sackville Street** Both sides from Hamilton Road to Joyce Street (20m)	General	13,000
Fairfield East	MPFRP2723	**Fairfield Street** Both sides from Bridge to Vine Street (50m)	General	19,500
Fairfield West	MPFRP2724	**Hamilton Road** Both sides from Corona Road to Sullivan Street (100m)	General	42,900
Fairfield West	MPFRP2725	**McCarthy Street** Both sides from Kenny Place to McGee Place (40m)	General	19,000
Fairfield West	MPFRP2726	**Margaret Street** Right side from Maud Street to The Boulevarde (25m)	General	14,000

2025/26-2028/29 DELIVERY PROGRAM (DRAFT 2026-2027 OPERATIONAL PLAN)
Final Listing of Major Programs

Footpath Renewal Program				
Suburb	**ID No.**	**Description**	**Funding Type**	**2026-2027 ($)**
Fairfield West	MPFRP2727	**Lenton Avenue Reserve** Walkway from **Lenton** Avenue to Hamilton Road (25m)	General	15,000
Fairfield West	MPFRP2728	**Smithfield Road** Walkway from Polding Street to Smithfield Road (20m)	General	13,000
Fairfield West	MPFRP2729	**Lynesta Avenue** Left side from Dyson Place to Corona Road (30m)	General	14,000
Greenfield Park	MPFRP2639	**Mimosa Road** Both sides from Smithfield Road to Powhatan Street (220m)	General	12,000
Greenfield Park	MPFRP2730	**Hornet Street** Both sides from Smithfield Road to Mimosa Road (150m)	General	42,000
Lansvale	MPFRP2731	**Eastbank Avenue** Both sides from Harrow Avenue to Silverwater Crescent (90m)	General	45,000
Mt Pritchard	MPFRP2732	**Hamel Road** Both sides from Bindea Street to Meadows Road (115m)	General	35,880
Mt Pritchard	MPFRP2733	**Phyllis Street** Both sides from Edna Avenue to Townview Road (65m)	General	27,000
Mt Pritchard	MPFRP2734	**Bannister Place** Both sides from Edna Avenue to Cul-De-Sac (115m)	General	39,000
Old Guildford	MPFRP2735	**Whitaker Street** Left side from Broughton to Junction Street (15m)	General	12,480
Prairiewood	MPFRP2643	**Prairie Vale Road** Both sides from Polding Street to Restwell Road (40m)	General	15,600
Prairiewood	MPFRP2736	**Polding Street** Both sides from Bourke Street to Waverley Street (80m)	General	40,000
Prairiewood	MPFRP2737	**Prairie Vale Road** Both sides from Christie Street to Moonlight Road (110m)	General	47,000
Smithfield	MPFRP2738	**Victoria Street** Right side from Justin Street to Hart Street (125m)	General	67,000
Smithfield	MPFRP2740	**Hinkler Street** Both sides from Kingsford Street to Cul-De-Sac (40m)	General	18,000

2025/26-2028/29 DELIVERY PROGRAM (DRAFT 2026-2027 OPERATIONAL PLAN)
Final Listing of Major Programs

Footpath Renewal Program				
Suburb	**ID No.**	**Description**	**Funding Type**	**2026-2027 ($)**
St Johns Park	MPFRP2741	**Edensor Road** Both sides from Melbourne Road to Bonnyrigg Avenue (60m)	General	29,000
St Johns Park	MPFRP2742	**Torwood Place** Both sides from Ironside Street to Cul-De-Sac (80m)	General	22,500
St Johns Park	MPFRP2743	**Geelong Crescent** Both sides from Melbourne Road to Melbourne Road (110m)	General	30,000
St Johns Park	MPFRP2744	**Hawthorn Park** Loop to Loop (20m)	General	7,560
Villawood	MPFRP2745	**Villawood Place** Right side from Villawood Road to HN1 Villawood Rd (Cul-De-Sac) (35m)	General	15,000
Wakeley	MPFRP2746	**Burns Road** Left side from Iluka Place to Kembla Street (50m)	General	14,000
Wakeley	MPFRP2748	**Bulls Road** Both sides from Canley Vale Road to Box Road (140m)	General	13,500
Wakeley	MPFRP2749	**Newcastle Street** Both sides from Bulls Road to Kembla Street (115m)	General	58,000
Wetherill Park	MPFRP2751	**Elizabeth Street** Both sides from The Horsley Drive to Victoria Street (145m)	General	63,834
Wetherill Park	MPFRP2752	**Victoria Street** Both sides from Canley Vale Road to Newton Road (65m)	General	30,000
Wetherill Park	MPFRP2753	**Dickens Road** Left side from Goldsmith Close to Swift Place (65m)	General	24,000
Wetherill Park	MPFRP2754	**Hopkins Street** Both sides from Vidal Street to Locke Street (100m)	General	35,000

2025/26-2028/29 DELIVERY PROGRAM (DRAFT 2026-2027 OPERATIONAL PLAN)
Final Listing of Major Programs

New Footpath Construction			Total	$640,300
Suburb	**ID No.**	**Description**	**Funding Type**	**2026-2027 ($)**
Canley Vale	MPNF2611	**First Avenue** Left side from Carcoola Street to First Lane (102m)	General	21,000
Canley Vale	MPNF2612	**Carcoola Street** Right side from First Avenue to West Street (92m)	General	20,000
City Wide	MPNF2701	**New Footpath Program - City Wide** Pedestrian footpath program to implement new footpaths (as identified during 2026-2027 by internal and external customers).	General	500,000
Fairfield	MPNF2613	**Hedges Street** Right side from Polding Street North to Loscoe Street (100m)	General	21,000
Greenfield Park	MPNF2616	**Fitzgerald Avenue** Right side from Smithfield Road to House Number 16 (115m)	General	24,000
Greenfield Park	MPNF2617	**Moorina Close** Right side from Ryder Road to Cul-De-Sac (100m)	General	21,000
Greenfield Park	MPNF2618	**Smithfield Road** Left side from House Number 672 to Fitzgerald Avenue (45m)	General	14,300
Smithfield	MPNF2621	**Donato Street** Right side from Oxford Street to Cul-De-Sac (92m)	General	19,000

2025/26-2028/29 DELIVERY PROGRAM (DRAFT 2026-2027 OPERATIONAL PLAN)
Final Listing of Major Programs

Roads and Transport (including Kerb and Gutter)			Total	$18,091,938
			General	$14,092,617
			Grant	$3,999,321
Suburb	**ID No.**	**Description**		
Abbotsbury	MPRR2701	**Roony Avenue** From Stockdale Crescent to Condor Close Darling Street Repair pavement failures and resurfacing with hot mix asphalt (400m)		
Abbotsbury	MPRR2702	**Comin Place** From Heysen Street to Cul-De-Sac Repair pavement failures and resurfacing with hot mix asphalt (172m)		
Bonnyrigg	MPRR2715	**Kincumber Road** From Lalich Avenue to Wearne Road Repair pavement failures and resurfacing with hot mix asphalt (242m)		
Bonnyrigg Heights	MPRR2704	**Bach Place** From Handel Street to Cul-De-Sac Repair pavement failures and resurfacing with hot mix asphalt (160m)		
Bonnyrigg Heights	MPRR2705	**Bimbi Place** From Mongomery Road to Cul De Sac Repair pavement failures and resurfacing with hot mix asphalt (177m)		
Bonnyrigg Heights	MPRR2706	**Bindea Street** From Hamel Road to Welling Place Repair pavement failures and resurfacing with hot mix asphalt (115m)		
Bonnyrigg Heights	MPRR2707	**Gillen Close** From Childers St to Cul-De-Sac Base replacement and asphalt overlay Repair pavement failures and resurfacing with hot mix asphalt(83m)		
Bonnyrigg Heights	MPRR2708	**Middlehope Street** From Raleigh Place to Borojevic Street Raleigh Place (House Number 22) Repair pavement failures and resurfacing with hot mix asphalt (112m)		
Bonnyrigg Heights	MPRR2709	**Northumberland Street** From Georgina Street to Middlehope Street Repair pavement failures in multiple locations (250m)		
Bonnyrigg Heights	MPRR2710	**Penna Place** From Mount Street to Cul-De-Sac Repair pavement failures and resurfacing with hot mix asphalt (267m)		

2025/26-2028/29 DELIVERY PROGRAM (DRAFT 2026-2027 OPERATIONAL PLAN)
Final Listing of Major Programs

Roads and Transport		
Suburb	**ID No.**	**Description**
Bonnyrigg Heights	MPRR2711	**Petersham Street** From Auckland Street to Georgina Street Repair pavement failures and resurfacing with hot mix asphalt (176m)
Bonnyrigg Heights	MPRR2720	**Argyle Close** From Middlehope Street to Cul-De-Sac Repair pavement failures and resurfacing with hot mix asphalt (113m)
Bonnyrigg Heights	MPRR2777	**Hornsey Close** From Northumberland Street to Cul-De-Sac Repair pavement failures and resurfacing with hot mix asphalt (95m)
Bonnyrigg Heights	MPRR2782	**North Liverpool Road** Section 1 - From Wilson Road to House Number 279A Section 2 - From House Number 136B to 217 Mill and re-sheet with hot mix asphalt along travel lane for two sections (500m)
Bonnyrigg Heights	MPRR2786	**Cowra Close** From Georgina Street to Cul-Ds-Sac Repair pavement failures and resurfacing with hot mix asphalt (38m)
Bonnyrigg Heights	MPRR2787	**Farrar Place** From Childers Street to Cul-Ds-Sac Repair pavement failures and resurfacing with hot mix asphalt (238m)
Bossley Park	MPRR2712	**Ona Close** From Dakota Drive to Cul-De-Sac Repair pavement failures and resurfacing with hot mix asphalt (46m)
Bossley Park	MPRR2778	**Marina Close** From Salter Road to Cul-De-Sac Repair pavement failures and resurfacing with hot mix asphalt (112m)
Cabramatta	MPRR2623*	**Chatham Street** From Derria Street to Arbutus Street Repair pavement failures and resurfacing with hot mix asphalt (101m) *Year 2 of a 2 year project*
Cabramatta	MPRR2780	**Gladstone Street** From St Johns Road to Mc Burney Road Repair pavement failures and resurfacing with hot mix asphalt (145m)

2025/26-2028/29 DELIVERY PROGRAM (DRAFT 2026-2027 OPERATIONAL PLAN)
Final Listing of Major Programs

Roads and Transport		
Suburb	**ID No.**	**Description**
Cabramatta	MPRR2713	**Lasa Street** From Cabramatta Road West to Boundary Lane Repair pavement failures and resurfacing with hot mix asphalt (186m)
Cabramatta West	MPRR2714	**Di Salvo Close** From Cumberland Highway to Cul-De-Sac Repair pavement failures and resurfacing with hot mix asphalt (113m)
Cabramatta West	MPRR2716	**Lister Avenue** From Deller Avenue to Pepler Avenue Repair pavement failures and resurfacing with hot mix asphalt (207m)
Cabramatta West	MPRR2717	**Pepler Road** From Unwin Road to John Street Repair pavement failures and resurfacing with hot mix asphalt (150m)
Cabramatta West	MPRR2785	**John** Street From Abercrombie Street to Cumberland Highway Repair pavement failures and resurfacing with hot mix asphalt (171m)
Cabramatta and Cabramatta West	MPRR2781	**John Street - Roundabouts along John Street intersection with Bold Street, Lord Street, Water Street, High Street, Gladstone Street and Coventry Road** Reinstate central island where required and mill and re-sheet with hot mix asphalt in multiple locations (205m)
Canley Heights	MPRR2703	**Parklea Parade** From Chelsea Drive to Glenlea Street Repair pavement failures and resurfacing with hot mix asphalt (225m)
Canley Heights	MPRR2718	**Adolphus Street** From George Street to Prince Street Repair pavement failures and resurfacing with hot mix asphalt (129m)
Canley Heights	MPRR2719	**Adolphus Street** From Torrens Street to Canley Vale Road Repair pavement failures and resurfacing with hot mix asphalt (76m)
Canley Heights	MPRR2721	**Duke** Street From Salisbury Street to Gladstone Street Repair pavement failures and resurfacing with hot mix asphalt (107m)
Canley Heights	MPRR2722	**Queen Street** From Adolphus Street to Burdett Street Repair pavement failures and resurfacing with hot mix asphalt (145m)

2025/26-2028/29 DELIVERY PROGRAM (DRAFT 2026-2027 OPERATIONAL PLAN)
Final Listing of Major Programs

Roads and Transport		
Suburb	**ID No.**	**Description**
Carramar	MPRR2724	**Matthews Street** From Bland Street to Mitchell Street Repair pavement failures and resurfacing with hot mix asphalt (198m)
Carramar	MPRRP2723	**Cooma Street** From River Avenue to Mitchell Street Repair pavement failures and resurfacing with hot mix asphalt (183m)
Cecil Park	MPRR2725	**Alaine Place** From Wallgrove Road to Cul-De-Sac Repair pavement failures and resurfacing with hot mix asphalt (354m)
Cecil Park	MPRRP2765	**Selkirk Avenue** From Cecil Road to Coreen Avenue Repair pavement failures and resurfacing with hot mix asphalt (345m)
City Wide	MPRR2734	**Pavement Investigations 2026**-2027 Investigations for Road Renewal Program 2026-2027 and design requiring projects.
City Wide	MPRR2735	**Unplanned Heavy Patching Works** City Wide unplanned heavy patching works.
City Wide	MPUR2671*	**Restoration Works** - **Brine Pipe Line** Permanent restoration works in multiple locations for the Brine Pipe Line Project. *Year 2 of a 2 year project*
Edensor Park	MPRMS32728	**Edensor Road** - **Eastbound Lanes** From Smithfield Road to House Number 172 Base replacement with Mill and fill (90m)
Edensor Park	MPRR2667	**Moorhouse Crescent** From Weeroona Road to Rhys Place Repair pavement failures and resurfacing with hot mix asphalt (205m)
Edensor Park	MPRR2669	**Rothbury Street** From Markovina Street To Swan Road Provide sub soil drainage, repair pavement failures and resurfacing with hot mix asphalt(315m)
Edensor Park	MPRR2727	**Cusak Close** From Eldershaw Road to Cul-De-Sac Repair pavement failures and resurfacing with hot mix asphalt (57m)

2025/26-2028/29 DELIVERY PROGRAM (DRAFT 2026-2027 OPERATIONAL PLAN)
Final Listing of Major Programs

Roads and Transport		
Suburb	**ID No.**	**Description**
Edensor Park	MPRR2729	**Eldershaw Road** From Edensor Road To Cusak Close Repair pavement failures and resurfacing with hot mix asphalt(101m)
Edensor Park	MPRR2730	**Gwandalan Road** From Swan Road to Weeroona Road Provide subsoil drainage system, repair pavement failures and resurfacing with hot mix asphalt (645m)
Edensor Park	MPRR2731	**Hillier Street** From Cuthbert Crescent to Treloar Place Repair pavement failures and resurfacing with hot mix asphalt (255m)
Edensor Park	MPRR2732	**Mccrea Close** From Dransfield Road to Cul-De-Sac Repair pavement failures and resurfacing with hot mix asphalt (60m)
Edensor Park	MPRR2736	**Treloar Place** From Cuthbert Crescent to Hillier Street Repair pavement failures and resurfacing with hot mix asphalt (250m)
Edensor Park	MPRR2737	**Zappia Place** From Moorhouse Crescent to Cul-De-Sac Repair pavement failures and resurfacing with hot mix asphalt (233m)
Fairfield	MPRR2775	**Lawson Street / Vine Street** From Vine Street To Driveway Of Property Number 57 Repair pavement failures and resurfacing with hot mix asphalt (410m)
Fairfield Heights	MPRR2739	**Hazel Lane** From Karabar Street to Bodalla Street Repair pavement failures and resurfacing with hot mix asphalt (80m)
Fairfield West	MPRR2641	**Hamilton Road** From Scarfe Street to Cambridge Street Repair pavement failures and resurfacing with hot mix asphalt (450m)
Fairfield West	MPRR2668	**King Road** From Polding Street To Smithfield Road Kerb and gutter replacement, repair pavement failures, mill and Re-sheeting(433m)
Fairfield West	MPRR2740	**Corona Road** From Kendall Street to Julius Street Repair pavement failures and resurfacing with hot mix asphalt (102m)

2025/26-2028/29 DELIVERY PROGRAM (DRAFT 2026-2027 OPERATIONAL PLAN)
Final Listing of Major Programs

Roads and Transport		
Suburb	**ID No.**	**Description**
Fairfield West	MPRR2745	**Stacey Street** From Noelene Street to Saba Street Repair pavement failures and resurfacing with hot mix asphalt (315m)
Fairfield West	MPRR2779	**Goodacre Street** From Chadwick Crescent to House Number 51 Repair pavement failures and resurfacing with hot mix asphalt (187m)
Fairfield West	MPRRP2742	**Kimberley Crescent** From Hamersley Street to Hamersley Street Repair pavement failures and resurfacing with hot mix asphalt (391m)
Fairfield West	MPRRP2744	**Lombard Street** From The Boulevarde to Maud Street Repair pavement failures and resurfacing with hot mix asphalt (491m)
Greenfield Park	MPRRP2746	**Hornet Street** From Smithfield Road to Mimosa Road Repair pavement failures and resurfacing with hot mix asphalt (504m)
Horsley Park	MPRBG2749	**Ferrers Road** From Chandos Road to 400m towards Council's Boundary Repair pavement failures and resurfacing with hot mix asphalt (440m)
Horsley Park	MPRR2747	**Abbotsbury Drive** From Koala Way to Koala Way Repair pavement failures and resurfacing with hot mix asphalt (883m)
Horsley Park	MPRR2748	**Felton Street** From The Horsley Drive-East End to House Number 93 Improve shoulder, insitu stabilisation and resurfacing with hot mix asphalt (522m)
Horsley Park	MPUR2670*	**Milner Avenue and Old Wallgrove Road** From Oakdale Close to Council's Boundary Permanent Restoration works - Replacement of affected footpath and median followed by full width for Milner Avenue and lane width for Old Wallgrove Road for asphalt resurfacing *Year 2 of a 2 year project*
Lansvale	MPRR2750	**Bindaree Street** From Hollywood Drive to Dead End Repair pavement failures and resurfacing with hot mix asphalt (90m)

2025/26-2028/29 DELIVERY PROGRAM (DRAFT 2026-2027 OPERATIONAL PLAN)
Final Listing of Major Programs

Roads and Transport		
Suburb	**ID No.**	**Description**
Lansvale	MPRR2752	**Old Liverpool Road** From Hume Highway to Junction Street Repair pavement failures and resurfacing with hot mix asphalt (119m)
Lansvale	MPRR2783	**Day Street Including Roundabout at The Intersection with Hollywood Drive** From House Number 40 to Hollywood Drive Repair pavement failures and resurfacing with hot mix asphalt (322m)
Lansvale	MPRRP2751	**Kurrara Street** From Cutler Road to Georges River Road Repair pavement failures and resurfacing with hot mix asphalt (372m)
Mount Pritchard	MPRR2753	**Mccubbin Place** From Oliphant Street to Cul-De-Sac Repair pavement failures and resurfacing with hot mix asphalt (86m)
Mount Pritchard	MPRR2754	**Tedwin Street** From Jones Place to Elizabeth Drive Repair pavement failures and resurfacing with hot mix asphalt (125m)
Mount Pritchard	MPRR2755	**Tobys Boulevarde** From House Number 12 to Hitter Avenue Repair pavement failures and resurfacing with hot mix asphalt (141m)
Prairiewood	MPRR2743	**Caesar Close** From O'Meally Street to Cul-De-Sac Repair pavement failures and resurfacing with hot mix asphalt (138m)
Prairiewood	MPRR2756	**Kavenagh Close** From Curran Street to Cul-De-Sac Repair pavement failures and resurfacing with hot mix asphalt (80m)
Smithfield	MPRR2733	**Hart Street** From Moir Street to Hinkler Street Repair pavement failures and resurfacing with hot mix asphalt (186m)
Smithfield	MPRR2760	**Showground** Access Road From Smithfield Road to Showground middle Car Park Insitu stabilisation and resurfacing with hot mix asphalt (450m)
Smithfield	MPRRP2758	**Galton Street** From Dublin Street to Hassall Street Repair pavement failures and resurfacing with hot mix asphalt (294m)

2025/26-2028/29 DELIVERY PROGRAM (DRAFT 2026-2027 OPERATIONAL PLAN)
Final Listing of Major Programs

Roads and Transport		
Suburb	**ID No.**	**Description**
Smithfield	MPRRP2759	**Granville Street** From The Horsley Drive to Siandra Avenue Repair pavement failures and resurfacing with hot mix asphalt (175m)
St Johns Park	MPRR2726	**Drummoyne Crescent** From Humphries Road to Glebe Close Repair pavement failures and resurfacing with hot mix asphalt (92m)
St Johns Park	MPRR2762	**Bowtell Avenue** From Canley Vale Road to Wheatley Street Repair pavement failures and resurfacing with hot mix asphalt (160m)
St Johns Park	MPRR2763	**Chalmer Close** From Ironside Street to Cul De Sac Repair pavement failures and resurfacing with hot mix asphalt (57m)
St Johns Park	MPRR2764	**Drummoyne Crescent** From Humphries Road to Flemington Street Repair pavement failures and resurfacing with hot mix asphalt (92m)
St Johns Park	MPRR2766	**Essendon Street** From House Number 29 to Melbourne Road Repair pavement failures and resurfacing with hot mix asphalt including shoulder (130m)
St Johns Park	MPRR2767	**Strathfield Close** From Drummoyne Crescent to Cul-De-Sac Repair pavement failures and resurfacing with hot mix asphalt (155m)
Wakeley	MPRBG2768	**Bulls Road Including Roundabout at the Intersection at Richards Road** From Bathurst Street to Shoalhaven Street Repair pavement failures and resurfacing with hot mix asphalt (500m)
Wakeley	MPRR2769	**Hay Place** From Shoalhaven Street to Cul-De-Sac Repair pavement failures and resurfacing with hot mix asphalt (41m)
Wakeley	MPRR2770	**Leicester and Marsh Streets** From East Cul-De-Sac to West Cul-De-Sac Repair pavement failures and resurfacing with hot mix asphalt (429m)
Wetherill Park	MPRR2772	**Housman Street** From Bunyan Street to Cul-De-Sac Repair pavement failures and resurfacing with hot mix asphalt (145m)

2025/26-2028/29 DELIVERY PROGRAM (DRAFT 2026-2027 OPERATIONAL PLAN)
Final Listing of Major Programs

Roads and Transport

Suburb	ID No.	Description
Wetherill Park	MPRR2773	**Lamb Close** From Langland Street to Cul-De-Sac Repair pavement failures and resurfacing with hot mix asphalt (66m)
Wetherill Park	MPRR2776	**Wyatt Close** From Du marrier Street to Cul-De-Sac Repair pavement failures and resurfacing with hot mix asphalt (112m)
Wetherill Park	MPRR2784	**Intersection of Polding Street and Lily Street** Section 1 - From Price Street and Polding Street (34m) Section 2 - Eastbound approach to Lily Street (40m) Number Base replacement with mill and fill (74m)
Wetherill Park	MPRRP2771	**Conrad Street** From Vidal Street to Polding Street Repair pavement failures and resurfacing with hot mix asphalt (232m)

Kerb and Gutters

Suburb	ID No.	Description
Abbotsbury	MPKG2702	**Comin Place** Both sides from Heysen Street to Cul-De-Sac (35m)
Abbotsbury	MPKG2703	**Roony Avenue** Both sides from Stockdale Crescent to Condor Close (10m)
Abbotsbury	MPKG2704	**Stockdale Crescent** Both sides From Cowpasture Road to Seidel Place to House Number 44 (100m)
Bonnyrigg	MPKG2710	**Bimbi Place** Both sides From Montgomery Road to Cul De Sac (10m)
Bonnyrigg	MPKG2761	**Brown** Road Both sides from Gemalla Street to Montgomery Road (75m)
Bossley Park	MPKG2705	**Avalon Close** Both sides from Glen Logan Road to Cul-De-Sac (10m)
Bossley Park	MPKG2706	**Garrison Road** Both sides from Saltbush Close to Zadro Avenue (55m)

2025/26-2028/29 DELIVERY PROGRAM (DRAFT 2026-2027 OPERATIONAL PLAN)
Final Listing of Major Programs

Kerb and Gutters		
Suburb	**ID No.**	**Description**
Cabramatta	MPKG2708	**Lasa Street** Both sides From Cabramatta Road West to Boundary Lane (95m)
Cabramatta	MPKG2763	**Dutton Lane - From 105-107 John Street to 48-50 Hill Street** Realign kerb and gutter, reconstruct asphalt and brick footpath, install 2 stormwater pits with associated pipe (80m)
Cabramatta West	MPKG2709	**Lister Avenue** Left side from Deller Avenue to Pepler Avenue (20m)
Canley Heights	MPKG2711	**Queen Street - Both sides from Adolphus Street to Burdett Street (100m)**
Canley Heights	MPKG2758	**Gladstone Street and Torrens Street** Construct dish drain at intersection (30m)
Canley Vale	MPKG2712	**Togil Street** Both sides from Vincent Crescent - House Number 12 to Ada Street (15m)
City Wide	MPKG2701	**City Wide Renewal** City Wide
Edensor Park	MPKG2716	**Gwandalan Road** Both sides from Swan Road to Weeroona Road (140m)
Edensor Park	MPKG2717	**Kalang Road** Right side from Angle Vale Road to Hollydene Crescent (25m)
Fairfield	MPKG2639*	**Loscoe Street** Left side from Jervis Street to Cul-De-Sac (40m) *Year 2 of a 2 year project*
Fairfield East	MPKG2719	**Lisbon Street** Both sides From Mandarin Street to Woodville Road (130m)
Fairfield Heights	MPKG2722	**Marlborough Street** Both sides From Ware Street to Station Street (20m)
Fairfield Heights	MPKG2762	**Karabar Street** Both sides from Ann Street to Hazel Lane (40m)
Fairfield West	MPKG2720	**Hamilton Road** Both sides from Tasman Parade to House Number 415 (60m)
Fairfield West	MPKG2723	**Corona Road** Both sides from Kendall Street to Julius Street (20m)

2025/26-2028/29 DELIVERY PROGRAM (DRAFT 2026-2027 OPERATIONAL PLAN)
Final Listing of Major Programs

Kerb and Gutters		
Suburb	**ID No.**	**Description**
Fairfield West	MPKG2724	**Kimberley Crescent** Both sides From Hamersley Street to Hamersley Street (100m)
Fairfield West	MPKG2726	**Parklea Parade** Both sides From Chelsea Drive to Glenlea Street (55m)
Fairfield West	MPKG2727	**Stacey Street** Both sides from Noelene Street to Girra (45m)
Fairfield West	MPKG2759	**Bramley Street** Both sides from Brentwood Street to Brabyn Street (60m)
Greenfield Park	MPKG2728	**Hornet Street** Both sides from Smithfield Road to Mimosa Road (30m)
Greenfield Park	MPKG2729	**Inca Close** Both sides from Cherokee Avenue to Cul-De-Sac (20m)
Lansvale	MPKG2731	**Kurrara Street** Both sides From Cutler Road to Georges River Road (120m)
Mt Pritchard	MPKG2732	**Bindea Street** Both sides from Hamel Road to Welling Place (10m)
Mt Pritchard	MPKG2734	**North Liverpool Road** Right side from Horton Street to Eucumbene Crescent (15m)
Mt Pritchard	MPKG2735	**Tedwin Street** Both sides From Jones Place to Elizabeth Drive (90m)
Old Guildford	MPKG2737	**Taralga Street** Both sides From The Promenade to South Parade (170m)
Smithfield	MPKG2741	**Brenan Street** Both sides from Stimson Street to Morris Street (20m)
Smithfield	MPKG2742	**Galton Street** Both sides from Dublin Street to Cul-De-Sac (180m)
Smithfield	MPKG2743	**Granville Street** Both sides from The Horsley Drive to Siandra Avenue (10m)
Smithfield	MPKG2745	**Rose Street** Both sides From Dublin Street to Gipps Street (180m)

2025/26-2028/29 DELIVERY PROGRAM (DRAFT 2026-2027 OPERATIONAL PLAN)
Final Listing of Major Programs

Kerb and Gutters		
Suburb	**ID No.**	**Description**
Smithfield	MPKG2746	**Rowley Street** Both sides from Market Street to Bourke Street (25m)
St Johns Park	MPKG2747	**Bardon Close** Both sides from Yeronga Street to Cul-De-Sac (10m)
St Johns Park	MPKG2748	**Chalmer Close** Both sides from Ironside Street to Cul-De-Sac (10m)
St Johns Park	MPKG2749	**Drummoyne Crescent** Both sides from Humphries Road to Glebe Close (10m)
St Johns Park	MPKG2750	**Drummoyne Crescent** Both sides from Humphries Road to Flemington Street (35m)
St Johns Park	MPKG2751	**Essendon Street** Both sides from Melbourne Road to House Number 29 (25m)
St Johns Park	MPKG2752	**Ivanhoe Street** Both sides from Humphries Road to Melbourne Road (40m)
St Johns Park	MPKG2753	**Strathfield Close** Both sides from Drummoyne Crescent to Cul-De-Sac (20m)
Wakeley	MPKG2754	**Leicester Street** Both sides from East Cul-De-Sac to West Cul-De-Sac (30m)
Wetherill Park	MPKG2667	**Hassall Street** Left side from House Number 122 to Widemere Road (25m)
Wetherill Park	MPKG2755	**Conrad Street** Both sides From Vidal Street to Polding Street (10m)
Wetherill Park	MPKG2756	**Herrick Street** Both sides from Cobbett Street to Newmen Close (15m)
Wetherill Park	MPKG2757	**Housman Street** Both sides From Bunyan Street to Cul-De-Sac (50m)

2025/26-2028/29 DELIVERY PROGRAM (DRAFT 2026-2027 OPERATIONAL PLAN)
Final Listing of Major Programs

Car Park Renewal			Total	$775,112
Suburb	**ID No.**	**Description**	**Funding Type**	**2026-2027 ($)**
Cabramatta	MPCPR2702	**Cabramatta Sportsground Car Park** Repair pavement failures and resurfacing (1250m2)	General	97,500
Carramar	MPCPR2602	**Carrawood Park Access** and **Car Park** Strengthen base where required and resurface with hot mix asphalt overlay (1104m2)	General	93,615
City Wide	MPCPR2701	**City Wide Renewal** Reline marking for various car parks	General	75,997
Edensor Park	MPCPR2703	**Allambie Reserve Car Park** Rebuild the base and resurface with hot mix asphalt overlay (1100m2)	General	148,000
Fairfield	MPCPR2704	**Fairfield Showground Markets Awning Car Park in front Function Centre - Stage** 2 Repair pavement failures and resurface with hot mix asphalt overlay (3500m2)	General	325,000
Greenfield Park	MPCPR2606	**Wylde Park/Devenish Reserve Car Park** Replacement of kerbs (20m), repair median and concrete joints, joint sealing and reline marking.	General	35,000

2025/26-2028/29 DELIVERY PROGRAM (DRAFT 2026-2027 OPERATIONAL PLAN)
Final Listing of Major Programs

Road Bridge Renewal			Total	$832,690
			General	$807,690
			Grant	$25,000
Suburb	**ID No.**	**Description**	**Funding Type**	**2026-2027 ($)**
City Wide	MPRBR2701	**City Wide Renewal** To provide steel rung ladders on concrete lined channel to facilitate bridge inspections for various bridges where required	General	30,000
Edensor Park	MPRBR2702	**Swan Pipe Culvert**, **Moonlight Pipe Culvert**, and **Newton Road Box Culvert** Reinstate the damaged barriers	General	15,000
Horsley Park	MPRBR2703	**Delaware Road From Horsley Road To Burley Road pipe Culverts** To widen the existing four culverts to have standard width of shoulder and associated road and shoulder works	General	350,000
Horsley Park	MPRBR2704	**Lincoln Road Bridge** To provide guard rails and hands rails to current standards (60m)	General	37,690
Lansvale	MPRBR2606*	**Hollywood Drive** (**Chipping Norton Lakes**) **Jetty** To provide steel capping for timber piers and replace cross beams and girders where affected and required or replace existing jetty. *Year 2 of a 2 year project*	General	250,000
Lansvale	MPRBR2607*	**Silverwater Crescent** (**Georges River**) To investigate and find a solution and implement the solution to extend the height of the supporting column to avoid gangway moving along vertically escaping from column. *Year 1 of a 2 year project*	General	75,000
			Grant	25,000
			Total	**100,000**
Mt Pritchard	MPRBR2705	**Townview** (**Conder Avenue**) **Box Culvert** - **Scouring beneath headwall** To provide rip rap drain at the downstream end below scoring of box culvert foundation	General	50,000

2025/26-2028/29 DELIVERY PROGRAM (DRAFT 2026-2027 OPERATIONAL PLAN)
Final Listing of Major Programs

Street Furniture Renewal			Total	$107,000
Suburb	**ID No.**	**Description**	**Funding Type**	**2026-2027 ($)**
Bonnyrigg	MPSFR2701	**275 Humphries Road**, **Mount Pritchard** Replace damaged guard rail at the intersection of Rose Avenue and Humphries Road 12m length.	General	20,000
City Wide	MPSFR2704	**City Wide** Unplanned fence and road safety barrier renewal works.	General	5,000
Fairfield	MPSFR2702	**Spencer Street and Ware Street**, **Fairfield** Replace the old type bollards.	General	20,000
Fairfield	MPSFR2703	**Lawson Street from Barbara Street to Vine Street at Fairfield Overpass Bridge**, **Fairfield** Repaint two overhead gantries and replace all green information and directional signs.	General	20,000
Horsley Park	MPSFR2708	**Lincoln Road**, **Road Safety Barrier in front of property number 54-72**. Replace damaged Road safety barrier (18m)	General	15,000
Mt Pritchard	MPSFR2705	**8 Dorothy Street**, **Mount Pritchard** Replace damaged timber bollards and replace the reflective tapes (02Nos).	General	5,000
Smithfield	MPSFR2606	**The Crescent** Next to the Railway Station pedestrian crossing, Fairfield Replace faulty Big Belly Bin with standard bin.	General	4,000
Smithfield	MPSFR2706	**The Crescent (outside The Crescent Plaza) and Spencer Street (outside Fairfield Chase Medical Centre)** Replace Big Belly Bins.	General	8,000
St Johns Park	MPSFR2707	**Edensor Road from Humphries Road** to **Bunker Parade**, **Edensor Park** Replace steel fence (10m)	General	10,000

2025/26-2028/29 DELIVERY PROGRAM (DRAFT 2026-2027 OPERATIONAL PLAN)
Final Listing of Major Programs

Traffic Facilities Renewal			Total	$606,421
Suburb	**ID No.**	**Description**	**Funding Type**	**2026-2027 ($)**
Bossley Park	MPTFR2701	**Mimosa Road**, **Pedestrian Refuges between Navaho Street** and **Pleasant Street** Reconstruct existing pedestrian refuges to current standards near House Number 165	General	100,000
Cabramatta	MPTFR2603	**John Street**, **Raised Pedestrian Crossing between Hill Street and Park Road (near Shop 76)** - Replace pedestrian crossing with concrete and strengthening of road pavement approaches	General	40,000
Cabramatta	MPTFR2604	**John Street**, **Raised Pedestrian Crossing between Park Road and Cabramatta Road (outside Commonwealth Bank)** - Replace pedestrian crossing with concrete and strengthening of road pavement approaches	General	45,000
Cabramatta	MPTFR2702	**National Street**, **Rubber Cushions Speed Hump, Median and Kerb Blister between Sussex Street and Liverpool Street** Replace rubber cushion speed hump and median island	General	24,000
Cabramatta	MPTFR2703	**Roundabout at the intersection of McBurney Road and Park Road** Reconstruct existing pedestrian refuges to current standard and realign the pram ramps in line with pedestrian refuges and associated adjustment to footpaths	General	138,421
Edensor Park	MPTFR2715	**Edensor Road from Humphries Road to Bunker Parade, Edensor Park** Replacement of kerb to provide gutter bridge and to replace pedestrian crossing with concrete or hot mix asphalt (50m2)	General	95,000
Fairfield	MPTFR2606*	**The Crescent, Speed Hump Rubber Cushion between Hamilton Road and Ware Street** - Replace the damaged rubber cushions at 5 The Crescent Fairfield *Year 2 of a 2 year project*	General	5,000
Fairfield West	MPTFR2706	**Baragoola Street, Speed Hump between Barara Place and Kambala Crescent** Replace the damaged Watts Profile speed hump near House Number 29 to strengthen road pavement approaches	General	24,000
Old Guildford	MPTFR2707	**Broughton Street, Speed Hump between Orchid Road and Shackle Avenue** Replace the damaged Watts Profile speed hump near House Number 18	General	24,000

2025/26-2028/29 DELIVERY PROGRAM (DRAFT 2026-2027 OPERATIONAL PLAN)
Final Listing of Major Programs

Traffic Facilities Renewal				
Suburb	**ID No.**	**Description**	**Funding Type**	**2026-2027 ($)**
Old Guildford	MPTFR2708	**Broughton Street, Speed Hump between Waratah Street and Springfield Street** Replace the damaged Watts Profile speed hump near House Number 39	General	24,000
Old Guildford	MPTFR2709	**Broughton Street, Speed Hump between Waratah Street and Springfield Street** Replace the damaged Watts Profile speed hump near House Number 50	General	24,000
Old Guildford	MPTFR2711	**Larra Street, Speed Hump between The Promenade and Junction Street** Replace the damaged Watts Profile speed hump near House Number 15 to strengthen road pavement approaches	General	24,000
Old Guildford	MPTFR2712	**Larra Street, Speed Hump between The Promenade and Junction Street** Replace the damaged Watts Profile speed hump near House Number 29 to strengthen road pavement approaches	General	24,000
Old Guildford	MPTFR2714	**Broughton Street, Speed Hump between Whitaker Street and The Promenade** Replace the damaged Watts Profile speed hump near House Number 85, The Promenade	General	15,000

Bus Shelter Renewal			Total	$175,858
Suburb	**ID No.**	**Description**	**Funding Type**	**2026-2027 ($)**
Canley Vale	MPBSR2702	**Sackville Street from Avenel Street to Cardwell Street - House Number 195** Replace Existing Bus Shelter	General	37,000
Edensor Park	MPBSR2707	**Edensor Road from Sweethaven Road to Boomerang Road - House Number 123** Replace existing Bus Shelter	General	37,000
Fairfield	MPBSR2704	**Hamilton Road from Rawson Road to Nangar Street - House Number 316** Replace existing Bus Shelter	General	37,000
Greenfield Park	MPBSR2710	**Smithfield Road Greenfield Park Bus Shelter - House Number 602** Repair, Replace the Damaged Roof and seats of the existing Bus Shelters and associated works	General	20,000

2025/26-2028/29 DELIVERY PROGRAM (DRAFT 2026-2027 OPERATIONAL PLAN)
Final Listing of Major Programs

Bus Shelter Renewal				
Suburb	**ID No.**	**Description**	**Funding Type**	**2026-2027 ($)**
Lansvale	MPBSR2709	**Day Street Lansvale Bus Shelter - House Number 51** Repair, Replace the Damaged Roof and seats of the existing Bus Shelter and associated works	General	10,858
Old Guildford	MPBSR2705	**Broughton Street from Springfield Street to Orchid Road - House Number 28** Replace existing Bus Shelter	General	34,000

New Bus Shelter and Seats			Total	$37,000
Suburb	**ID No.**	**Description**	**Funding Type**	**2026-2027 ($)**
Old Guildford	MPBS2701	**42 Broughton Street** Install New Bus Shelter	General	37,000

New Bus Stops			Total	$102,000
Suburb	**ID No.**	**Description**	**Funding Type**	**2026-2027 ($)**
City Wide	MPBST2701	**Bus Stop Renewal** Construction of concrete pads and tactile indicator at various bus stops to meet DDA requirements.	General	102,000

Pram Ramp Replacement			Total	$150,000
Suburb	**ID No.**	**Description**	**Funding Type**	**2026-2027 ($)**
City Wide	MPPRR2600*	**Pram Ramp Replacement** This program will upgrade pram ramps city wide to meet current standards. *Year 2 of a 2 year project*	General	50,000
City Wide	MPPRR2701	**Pram Ramp Replacement** Replacement of pram ramps at 40 locations to meet current standards.	General	100,000

2025/26-2028/29 DELIVERY PROGRAM (DRAFT 2026-2027 OPERATIONAL PLAN)
Final Listing of Major Programs

Street Light Upgrade			Total	$165,960
Suburb	**ID No.**	**Description**	**Funding Type**	**2026-2027 ($)**
City Wide	MPSL2601*	**Street Light Upgrade** Upgrade of street lights at various locations after investigation warrants.	General	165,960

Town Centre Minor Renewal Works			Total	$100,000
Suburb	**ID No.**	**Description**	**Funding Type**	**2026-2027 ($)**
City Wide	MPTCM2701	**Town Centre Minor Renewal Works** Undertake minor renewal works in Town Centres across Fairfield City.	General	100,000

Open Space Asset Renewal			Total	$3,317,139
			General	$3,257,029
			Grant	$60,110
Suburb	**ID No.**	**Description**	**Funding Type**	**2026-2027 ($)**
Bonnyrigg	MPOSR2603*	**Lalich Park** Playground Equipment, Rubber Softfall, Timber Bollard Replacement	General	287,000
Bonnyrigg	MPOSR2604*	**Bonnyrigg Town Centre Park** Synthetic Softfall Renewal, Sealed Surface Court, Cable Ride (Flying Fox), Steel Bollard, Steel Seat, Bark Softfall, Rubber Softfall, Park Warning Sign Renewal, Art Works, Bin, Playground Equipment, Steel Fence, Steel Shelter Renewal *Year 2 of a 2 year project*	General	450,000
Bossley Park	MPOSR2715	**Wheller Park** Rubber Softfall Replacement.	General	25,000
Cabramatta	MPOSR2701	**McBurney Park** Rubber Softfall, Playground Equipment, Fitness Equipment, Access Gate Renewal	General	300,000
Cabramatta	MPOSR2728	**Don Dawson Oval** Cricket revitalisation at Don Dawson Oval.	General	10,000

2025/26-2028/29 DELIVERY PROGRAM (DRAFT 2026-2027 OPERATIONAL PLAN)
Final Listing of Major Programs

Open Space Asset Renewal				
Suburb	**ID No.**	**Description**	**Funding Type**	**2026-2027 ($)**
Canley Vale	MPOSR2714	**Hartleys Oval** Goal Post, Mesh sight screen, Alloy Bench Replacement	General	56,757
City Wide	MPOSR2710	**Unplanned Asset Renewal and Forward Planning** Open space infrastructure renewal to enable investigations and concept plans to be developed for projects and assist with grant funding applications.	General	100,000
Edensor Park	MPOSR2724	**Bosnjak Park – Gym Equipment and Seating Upgrade** Upgrade of outdoor gym equipment and installation of new seating to improve park usability and encourage active lifestyles.	General	160,000
Fairfield	MPOSR2606*	**Fairfield Adventure Park** Playground Equipment Replacement, Fountain Small, BBQ, Rubber Softfall Renewal. *Year 2 of a 2 year project*	General	300,000
Fairfield West	MPOSR2726	**AFL Nets at Avery Park** Renewal of AFL nets at Avery Park. *Note: Project is dependent upon successful grant funding.*	General	94,650
			Grant	50,000
			Total	**144,650**
Fairfield West	MPOSR2702	**Avery Park** Playground Equipment, Steel Fence, Access Gate, Concrete Cricket Pitch, Park Name Sign, Rubber Softfall Renewal	General	210,000
			Grant	10,110
			Total	**220,110**
Fairfield West	MPOSR2719	**Sadlier Park** Bark Softfall Renewal	General	10,000
Greenfield Park	MPOSR2708	**Hornet Park** Playground Equipment, Steel Seat, Rubber Softfall, Timber Bollard Replacement	General	300,000
Prairiewood	MPOSR2729	**Aquatopia Wave Rider** Renewing the membrane of the Wave Rider at Aquatopia.	General	300,000
Smithfield	MPOSR2722	**Smithfield Park** Goal Post, Park Name Sign, Timber Seat, Timber Table Replacement	General	60,000
Smithfield	MPOSR2727	**Rosford Park - Concept Plan and Feasibility** Review Rosford Park to identify additional sporting field opportunities.	General	50,000
Smithfield	MPOSR2730	**Brenan Park** Renewal of two cricket pitches at Brenan Park, Smithfield.	General	20,000
St Johns Park	MPOSR2610*	**Chisholm Park** Playground Equipment Replacement, Rubber Softfall	General	134,000

2025/26-2028/29 DELIVERY PROGRAM (DRAFT 2026-2027 OPERATIONAL PLAN)
Final Listing of Major Programs

Open Space Asset Renewal				
Suburb	**ID No.**	**Description**	**Funding Type**	**2026-2027 ($)**
St Johns Park	MPOSR2703	**Chisholm Park** Floodlight with Steel Pole and Goal Post	General	300,000
St Johns Park	MPOSR2711	**Homebush Park** Rubber Softfall Renewal	General	55,000
Villawood	MPOSR2709	**Hilwa** Park - **Design Only** Design development for the upgrade of playground equipment, rubber softfall and bollards.	General	20,000
Wakeley	MPOSR2721	**King Park** Alloy Bench, Goal Post, Timber Bench, Timber Bollard Replacement	General	14,622

Strategic Land Use Planning			**Total**	**$120,000**
Suburb	**ID No.**	**Description**	**Funding Type**	**2026-2027 ($)**
City Wide	MPSLUP2512*	**Car Parking Study** Develop a car parking study to consider car parking rates and local infrastructure contribution rates for car parking.	Local Infrastructure Contributions - Administration Account	120,000

Black Spot Program			**Total**	**$330,000**
			General	$100,000
			Grant	$230,000
Suburb	**ID No.**	**Description**	**Funding Type**	**2026-2027 ($)**
City Wide	MPBP2711	**Black Spot Program** Urgent Road Safety Works Implement city wide urgent safety works.	General	100,000
Fairfield	MPBP2600	**Black Spot Program** Joyce Street, Fairfield – Installation of two watts profile road humps and lighting upgrade.	Grant	120,000
Mt Pritchard	MPBP2700	**Black Spot Program** Pritchard Street, Mount Pritchard Installation of two watts profile road humps.	Grant	110,000

2025/26-2028/29 DELIVERY PROGRAM (DRAFT 2026-2027 OPERATIONAL PLAN)
Final Listing of Major Programs

Local Area Traffic Management			Total	$790,000
			General	$250,000
			Grant	$540,000
Suburb	**ID No.**	**Description**	**Funding Type**	**2026-2027 ($)**
City Wide	MPLTM2702	**Renewal of Signs and Lines** City wide renewal of signs and lines.	General	30,000
			Grant	540,000
			Total	**570,000**
Edensor Park	MPLTM2700	**Local Area and Traffic Management Program** Kalang Road, Edensor Park – Installation of two raised thresholds.	General	220,000

Pedestrian Access and Mobility Plan			Total	$250,000
Suburb	**ID No.**	**Description**	**Funding Type**	**2026-2027 ($)**
City Wide	MPPAM2701	**Pedestrian Access and Mobility Plan Program** Develop an integrated network of pedestrian pathways with strategically located pedestrian facilities. The location for this year is to be identified.	General	150,000
Fairfield	MPPAM2702	**The Horsley Drive – Pedestrian Fencing at Fairfield Street** Provide new pedestrian fencing along The Horsley Drive and off ramp.	General	100,000
Smithfield	MPPAM2703	**Active Transport Scoping – Brenan Park** Scope new active transport proposals to support the upgrade to Brenan Park. Consideration will be given to pedestrian/cyclist connections and/or paths to the park to encourage active transport.	Service Budget	-

2025/26-2028/29 DELIVERY PROGRAM (DRAFT 2026-2027 OPERATIONAL PLAN)
Final Listing of Major Programs

Existing Stormwater Management			Total	$1,190,000
Suburb	**ID No.**	**Description**	**Funding Type**	**2026-2027 ($)**
Bonnyrigg Heights	MPESP2726	**Wilson Creek Rehabilitation Works - Construction** Upgrade works along Wilson Creek. *Year 1 of a 2 year program*	Grant	TBA
City Wide	MPESP2701	**Stormwater Management Program** Investigate, design and construct stormwater management works to address stormwater drainage issues, stormwater quality and waterway stability across the City.	General	500,000
Fairfield Heights	MPESP2319***	**Throsby Street Drainage Upgrade - Construction** Upgrade drainage. *Year 4 of a 4 year project*	General	240,000
Horsley Park	MPESP2614*	**Rural Area Culvert Upgrades Construction - Lincoln Road** Upgrade works along Lincoln Road. *Year 2 of a 2 year project*	General	450,000

2025/26-2028/29 DELIVERY PROGRAM (DRAFT 2026-2027 OPERATIONAL PLAN)
Final Listing of Major Programs

Flood Mitigation Program			Total	$570,000
			General	$190,000
			Grant	$380,000
Suburb	**ID No.**	**Description**	**Funding Type**	**2026-2027 ($)**
Cabramatta	MPFMP2734	**Cabramatta Creek Floodplain Risk Management Study and Plan** Develop a Floodplain Risk Management Study and Plan to identify, assess and recommend measures to reduce flood risk *Year 3 of a 3 year program*	General	40,000
			Grant	80,000
			Total	**120,000**
City Wide	MPFMP2750	**Rural Area Floodplain Risk Management Study and Plan (including future development scenario)** Seek grant funding to develop a Floodplain Risk Management Study and Plan to identify, assess and recommend measure to reduce flood risk. *Note: Council will seek grant opportunities for this project.*	Grant	TBA
Prairiewood	MPFMP2635	**Three Tributaries Floodplain Risk Management Study and Plan - Review** Seek grant funding to develop a Floodplain Risk Management Study and Plan to identify, assess and recommend measure to reduce flood risk *Note: Council will seek grant opportunities for this project.*	Grant	TBA
Wakeley	MPFMP2711	**Flood detention basin upgrade, King Park** Seek grant funding opportunities for the construction basin upgrade works. *Note: Council will seek grant opportunities for this project.*	Grant	TBA
Wetherill Park	MPFMP2749	**Hassall Street Detention Basin Upgrade - Detailed Design** Seek grant funding to develop a detailed design of basin upgrade works for Hassall Street. *Note: Council will seek grant opportunities for this project.*	General	150,000
			Grant	300,000
			Total	**450,000**
Wetherill Park	MPFMP2751	**Emerson Detention Basin Upgrade - Detailed Design** Seek grant funding to develop a detailed design of basin upgrade works for Emerson Park. *Note: Council will seek grant opportunities for this project.*	Grant	TBA

2025/26-2028/29 DELIVERY PROGRAM (DRAFT 2026-2027 OPERATIONAL PLAN)
Final Listing of Major Programs

Stormwater Levy Program			Total	$1,535,000
Suburb	**ID No.**	**Description**	**Funding Type**	**2026-2027 ($)**
Abbotsbury	MPSLP2629	**Stockdale wetland** Investigations into wetland system improvements	Stormwater Levy Reserve	30,000
Cabramatta	MPSLP2725	**Cabramatta Creek Bank Stabilisation** Monitoring and maintenance.	Stormwater Levy Reserve	10,000
City Wide	MPSLP2627	**Basin telemetry system** Maintenance of existing water depth gauges and installation of new gauge in Hassall Street Detention Basin, Wetherill Park.	Stormwater Levy Reserve	10,000
City Wide	MPSLP2628*	**GPT construction - one site** Construction of Gross Pollutant Trap (GPT) at Maggiotto Place, Mt Pritchard.	Stormwater Levy Reserve	390,000
City Wide	MPSLP2701	**Stormwater Education** Deliver education programs designed to raise community awareness about stormwater issues and solutions.	Stormwater Levy Reserve	20,000
City Wide	MPSLP2702	**Stormwater gully pit maintenance** Clean stormwater gully pits at various hot spot locations to reduce the risk of localised stormwater flooding.	Stormwater Levy Reserve	20,000
City Wide	MPSLP2703	**Water quality monitoring** Monitor and analyse the water quality at a minimum of 15 sample testing locations across the City.	Stormwater Levy Reserve	60,000
City Wide	MPSLP2704	**Maintenance major stormwater systems** Maintain major stormwater systems such as wetlands, ponds and rain gardens.	Stormwater Levy Reserve	440,000
City Wide	MPSLP2705	**Catchment officers** Contractors helping to implement the Stormwater Levy Program.	Stormwater Levy Reserve	215,000
City Wide	MPSLP2718	**Dam Safety Reporting** Prepare safety reports on the Declared dams in the Fairfield Local Government Area.	Stormwater Levy Reserve	240,000
Smithfield	MPSLP2731	**Prospect Creek Rehabilitation** Investigations for detailed design	Stormwater Levy Reserve	100,000

2025/26-2028/29 DELIVERY PROGRAM (DRAFT 2026-2027 OPERATIONAL PLAN)
Final Listing of Major Programs

Waste Management			Total	$140,000
Suburb	**ID No.**	**Description**	**Funding Type**	**2026-2027 ($)**
City Wide	MPWM2701	**Spring Clean Drop-Off Day** Provide residents with an annual opportunity to responsibly dispose of bulky household items.	Waste Reserve	110,000
City Wide	MPWM2702	**Chemical Collection Promotion and Traffic Control** Chemical Collection and E-Waste Event to facilitate the safe disposal of hazardous materials and electronic waste.	Waste Reserve	30,000

Town Centre Improvement (Minor and Neighbourhood)			Total	$250,000
Suburb	**ID No.**	**Description**	**Funding Type**	**2026-2027 ($)**
Fairfield East	MPTCI2702	**Minor Town Centre Improvement – Fairfield East Shops – Corner Hamilton and The Boulevarde** Footpath restoration and spray treatment.	General	85,000
Villawood	MPTCI2701	**Minor Town Centre Improvement – Villawood** Remove trip hazards by asphalt pavement upgrade and replace and enhance street trees.	General	165,000

Open Space Land Acquisition			Total	$4,250,000
Suburb	**ID No.**	**Description**	**Funding Type**	**2026-2027 ($)**
City Wide	MPOSA2701	**Open Space Land Acquisition** This is part of an ongoing program of open space land acquisition using development contributions (Section 7.11 funds). Sites are purchased as adequate contribution funds are received and these sites will be subsequently developed as new parks.	Section 7.11	4,000,000
City Wide	MPOSA2702	**Open Space Property Demolition** Conduct investigations and demolish acquired properties for open space.	Section 7.11	250,000

2025/26-2028/29 DELIVERY PROGRAM (DRAFT 2026-2027 OPERATIONAL PLAN)
Final Listing of Major Programs

Business Continuity and Insurance			Total	Service Budget
Suburb	**ID No.**	**Description**	**Funding Type**	**2026-2027 ($)**
City Wide	MPBCI2702	**Continuous Improvement Pathway** Implement the Continuous Improvement Pathway Program for identified risk areas as allocated by Council's insurance provider. *Year 2 of a 4 year project*	Service Budget	-
City Wide	MPBCI2705	**Investigate alignment of Property Insurance Schedule to Conquest** Investigate the capacity and potential alignment of Conquest to Council's Property Insurance schedule to have one source of asset-related information including building and content insured values.	Service Budget	-

Long Term Financial Plan			Total	Service Budget
Suburb	**ID No.**	**Description**	**Funding Type**	**2026-2027 ($)**
City Wide	MPLTFP2701	**Continuous Improvement Program** Undertake a Continuous Improvement Program to identify savings, efficiencies and opportunities. Review service levels and core versus optional services as well as assessing cost effective information technology initiatives that will provide streamlined solutions and make Council more accessible (24x7) and easier for residents to deal with.	Service Budget	-
City Wide	MPLTFP2702	**Manage Leave Entitlements** Reduce overall leave entitlements by 1% using Staff leave management including Christmas shutdowns and productivity improvements from structure alignments and technology.	Service Budget	-
City Wide	MPLTFP2703	**Structure Savings** Rationalise organisational structure and positions.	Service Budget	-
City Wide	MPLTFP2704	**Investment Policy Review** Review of investment policy to achieve a return on investment of 0.5% p.a. above the bank bill benchmark.	Service Budget	-

2025/26-2028/29 DELIVERY PROGRAM (DRAFT 2026-2027 OPERATIONAL PLAN)
Final Listing of Major Programs

Fleet Renewal			Total	$1,004,300
Suburb	**ID No.**	**Description**	**Funding Type**	**2026-2027 ($)**
City Wide	MPFR2701	**Replace Council's Light Vehicles** Replacement of light vehicles which have reached the policy's requirement of 95,000km or 4 years of operation.	General	1,004,300

Plant and Equipment Replacement			Total	$7,329,160
			General	$1,665,560
			SRC Plant Reserve	$585,000
			Waste Reserve	$5,078,600
Suburb	**ID No.**	**Description**	**Funding Type**	**2026-2027 ($)**
City Wide	MPCPER2701	**Construction and Maintenance Plant and Equipment** Replacement of plant and equipment that is used for the construction of roads, and trade equipment to maintain buildings.	General	1,286,600
City Wide	MPPPER2701	**Parks and Gardens Plant and Equipment** Replacement of plant and equipment that is used for maintenance of parks and gardens.	General	316,960
City Wide	MPSPER2701	**Sustainable Resource Centre** Replacement of plant and equipment that is used in the recycling of concrete and road materials to sell and use construction activities.	SRC Plant Reserve	585,000
City Wide	MPWPER2701	**Waste Plant and Equipment** Replacement of plant and equipment that is used for the residential waste management service.	Waste Reserve	5,078,600
City Wide	MPWSPR2701	**Work Shop** Replacement of plant and equipment that is used in the work shop.	General	62,000

2025/26-2028/29 DELIVERY PROGRAM (DRAFT 2026-2027 OPERATIONAL PLAN)
Final Listing of Major Programs

Governance			Total	Service Budget
Suburb	**ID No.**	**Description**	**Funding Type**	**2026-2027 ($)**
City Wide	MPGOV2701	**Legislative Compliance Program** To develop and implement electronic processes and structure to ensure that legislative requirements are complied with and integrated into the daily operations of Council. The current system is not fully integrated with Council IT systems. *Year 2 of a 4 year program*	Service Statement Budget	-
City Wide	MPGOV2702	**Good Governance Guide** Complete Good Governance Guide to provide additional assistance to Council officials when carrying out their roles including identifying and addressing the administrative obligations of Council. *Year 2 of a 4 year program*	Service Statement Budget	-

CCTV Camera Renewal			Total	$70,000
Suburb	**ID No.**	**Description**	**Funding Type**	**2026-2027 ($)**
City Wide	MPCCTV2701	**CCTV Camera Renewal** Renew CCTV Throughout Fairfield LGA.	General	70,000

Information and Communication Technology			Total	$645,000
Suburb	**ID No.**	**Description**	**Funding Type**	**2026-2027 ($)**
City Wide	MPICT2703	**Booking Application\Community Facilities** Development of automated keyless bookings of Community facilities and centres.	Service Budget	-
City Wide	MPICT2703-1	**Booking Application\Community Facilities - Capital** Development of automated keyless bookings of Community facilities and centres.	General	40,000
City Wide	MPICT2709	**Department of Planning Integrations** This project will deliver integrations from the Civica Authority System into the Department of Planning Portal to update and facilitate Development Applications workflow	General	100,000

2025/26-2028/29 DELIVERY PROGRAM (DRAFT 2026-2027 OPERATIONAL PLAN)
Final Listing of Major Programs

Information and Communication Technology				
Suburb	**ID No.**	**Description**	**Funding Type**	**2026-2027 ($)**
City Wide	MPICT2717	**Enhance Data Storage** Enhance data storage availability and security across non structured data, for example file and photo storage and CCTV footage.	General	125,000
City Wide	MPICT2719	**Network Access – Update** Implement network access control platform to unify network access and add security layer to network device access.	General	30,000
City Wide	MPICT2721	**24 hr Security Centre – Implementation** Implement 24-7 managed security operations centre monitoring across whole Council network and systems.	General	100,000
City Wide	MPICT2722	**Unified Service Infrastructure** Implement unified LDAP and single sign on across council core server infrastructure.	General	50,000
City Wide	MPICT2724	**Cyber Security Scanning** Implement cyber security scanning on websites and web browsing from all devices.	General	40,000
City Wide	MPICT2726	**Critical Database Maintenance** Implement support and maintenance for critical databases currently unsupported.	General	15,000
City Wide	MPICT2729	**Mayor's Crime Prevention Committee** – **Mobile CCTV** Cameras Relocate mobile CCTV cameras to identified hot spots as approved by the Mayor's Crime Prevention Committee.	General	15,000
City Wide	MPICT2734	**Purchase** of **New Devices** Purchase of new IT devices for new starters and as required.	General	130,000

Workforce Management Strategy			Total	Service Budget
Suburb	**ID No.**	**Description**	**Funding Type**	**2026-2027 ($)**
City Wide	MPWMS2701	**Digital Transformation and Capability** Identify and implement opportunities for digital transformation to enhance and improve workforce capability.	Service Budget	-

Attachment E: Proposed Amendments to the 2025/26-2028/29 Delivery Program

Theme 1 - Community Wellbeing Projects							
ID No	**Project Name and Description**	**Responsible Officer**	**Funding Type**	**2025/26 $**	**2026/27 $**	**2027/28 $**	**2028/29 $**
Goal 1: A safe City that feels more secure.							
Strategy 2: Improve lighting in key locations that provide public access to amenities and facilities.							
IN1159	**Whitlam Library - Access Lighting** Install two lighting sources to illuminate the staff access to the building and the carpark area closest to the building access.	Manager Libraries and Museum	General	3,000	-	-	-
IN1158	**Fairfield Showground - Gate Way and Car Park Lighting** Install one high posted lighting sources to illuminate Gate 14 entry way and immediate surrounds.	Manager City Assets	General	20,000	-	-	-
IN1166	**Fairfield Showground – Up Lighting Fig Trees** Extension of the feature lighting on the site with the uplighting of the trees along the main access road through the Showground.	Manager Major Projects and Planning	General	15,000 ~~130,000~~	115,000 ~~0~~	-	-
		Manager Showground, Leisure Centres and Golf Course	Maintenance	3,000	3,000	3,000	3,000
MPCI03	**Community and Infrastructure Priorities - Safe Community Parks and Facilities** Provide lighting, CCTV systems and remote access to parks and community facilities to support their use. Location this year is Endeavour Park.	Manager City Assets	Infrastructure Reserve	60,000 ~~0~~	-	-	-
IN906	**Mobile CCTV Cameras to Monitor Illegal Dumping** Hire mobile CCTV system with long range cameras and video analytics to monitor various illegal dumping hotspots in rural and industrial areas including Wetherill Park, Smithfield, Old Guildford, Yennora, Horsley Park and Cecil Park.	Operations Manager City Services	Waste Reserve	40,000	-	-	-
IN1227	**Fairfield Local Drug Action Team Community Action Plan** Implement actions from the Fairfield Local Drug Action Team Community Action Plan 2025/2026.	Manager Social Planning and Development	Grant	12,010	-	-	-

Theme 1 - Community Wellbeing Projects							
ID No	**Project Name and Description**	**Responsible Officer**	**Funding Type**	**2025/26 $**	**2026/27 $**	**2027/28 $**	**2028/29 $**
Goal 2: A healthy and active community through reliable services and opportunities.							
Strategy 2: Increase medical centres, local specialists, and wellness centres within the City.							
IN1125	**Healthcare Precinct - Scope, Design and Implementation** Creation of a Prairiewood healthcare precinct. To identify investment and scope capacity to create the precinct. *Year 1 - Scope* *Year 2 - Design*	Manager Economic Development and Major Events	Service Budget	Year 1	Year 2	-	-
Strategy 3: Expand and promote access to affordable fitness programs and physical activities.							
IN1023	**Prairiewood Leisure Centre - 24/7 Gym Entry** Construct separate gym entry and path with security lighting, internal gym bathroom, access control, security cameras, lockable shutter to prevent access to pools while in use etc. *Year 1 - Design and DA* *Year 2 - Implementation*	Manager Design Services	General	130,000 ~~50,000~~	50,000	-	-
IN1031	**Aquatopia Enhancements** Amenities Upgrade - Stage 1 Provide new and extended activities at Aquatopia, including water chillers, BBQs, drinking fountains, party blinds and coffee machines.	Manager Property Strategy and Services	General	85,000	-	-	-
IN1208	**Aquatopia Enhancements** – New Cabana - Stage 2 Construct additional cabanas at Aquatopia. *Year 1: Design and approvals* *Year 2: Construction*	Manager Major Projects and Planning	Section 7.11	30,000	TBA	-	-
IN1044	**Fairfield Golf Course - Driving Range Net** Install driving range launch area netting at Fairfield Golf Course.	Manager Property Strategy and Services	General	20,000 ~~320,000~~	300,000 ~~0~~	-	-
		Manager Showground, Leisure Centres and Golf Course	Maintenance	5,000	5,000	5,000	5,000

Theme 1 - Community Wellbeing Projects							
ID No	**Project Name and Description**	**Responsible Officer**	**Funding Type**	**2025/26 $**	**2026/27 $**	**2027/28 $**	**2028/29 $**
SP914	**Cabravale Leisure Centre Health and Wellbeing - Seek Grant Funding** Develop the Cabravale Leisure Centre Health and Wellbeing Centre to provide accessible high-quality services and facilities for the community. *Year 1 - Feasibility* *Year 2 - Grant Funding* *Year 3 - Procurement* *Year 4 - Construction* *Note: Council will seek grant funding.*	Manager Major Projects and Planning	Section 7.11	Year 1	Year 2	Year 3	Year 4
IN1209	**Spring Activity Program** Deliver a series of free activities at Fairfield Showground for the Fairfield City community.	Manager Showground, Leisure Centres and Golf Course	General	10,000	20,000 ~~10,000~~	10,000	10,000
IN1032	**Golf Course Master Plan – Concept Design - Stage 2** Develop concept and detailed design based on the Golf Course Master Plan.	Manager Economic Development and Major Events	Service Budget	Year 1	Year 2	-	-
Goal 3: A proud diverse community that is celebrated.							
Strategy 1: Promote awareness and appreciation of cultural traditions through events such as multicultural festivals, art exhibitions, and food fairs.							
IN1022	**Museum and Gallery Digital Equipment Upgrade** Renewal of digital assets used for exhibitions and programs. *Note: Council will apply for grant funding.*	Manager Libraries and Museum	Grant	-	-	-	37,323
IN1045	**FCMG Strategic Plan 2027-2031** Develop and implement a new 5-year Strategic Plan for the Museum and Gallery, 2027-2031.	Manager Libraries and Museum	General	12,000 ~~15,000~~	5,500 ~~2,500~~	-	-
IN1056	**Headline Major Events** Provide headline attractions to help raise Fairfield City's profile through key major events by including key celebrities, sporting personalities or teams and performers.	Manager Communications and Marketing	General	348,775 ~~50,000~~	50,000	50,000	50,000

Theme 1 - Community Wellbeing Projects							
ID No	Project Name and Description	Responsible Officer	Funding Type	2025/26 $	2026/27 $	2027/28 $	2028/29 $
IN984	**Showground Marketing Strategy** Develop a Showground Marketing Strategy to increase activities and events at the Fairfield Showground Precinct.	Manager Showground, Leisure Centres and Golf Course	Service Budget	Year 1	-	-	-
IN1203	**Create NSW** - Fairfield City Museum and Gallery Exhibitions Delivery three exhibitions and one audience engagement program at Fairfield City Museum and Gallery.	Manager Libraries and Museum	Grant	270,000 ~~210,000~~	150,000	150,000	-
Strategy 2: Develop murals, sculptures, and monuments that celebrate the community's diverse cultural heritage.							
IN1188	**Aboriginal Artwork – Seek Grant Funding** The project seeks to reinstate a mural that was removed as part of the rebuilding of a wall that had become unstable. The project aims to work with Aboriginal residents, workers and students to develop an artwork to acknowledge the strong ties the Aboriginal community has to Bonnyrigg. Aligns with priorities to enhance neighbourhoods with mural. *Note: Council will seek grant opportunities for this project.*	Manager Social Planning and Development	Grant	-	15,000 ~~0~~	Year 2	Year 3
IN1156	**Public Domain Public Art Mural - Renewal and Commission - Faces of Fairfield** Conserve and repair murals in priority locations in town centres and commission new work to improve the appearance of public spaces in commercial areas.	Manager Parks and Fairfield Place	Town Centre Reserve	35,000	35,000	35,000	35,000
IN967	**Dyurali Community Garden at The Hub@ Bonnyrigg** Enhance the Dyurali Community Garden with on-site shed, greenhouse and a sheltered workspace for community gardeners.	Manager Social Planning and Development	Grant	75,000	-	-	-

Theme 1 - Community Wellbeing Projects							
ID No	**Project Name and Description**	**Responsible Officer**	**Funding Type**	**2025/26 $**	**2026/27 $**	**2027/28 $**	**2028/29 $**
Strategy 3: Collaborate with cultural and faith-based organisations to co-design initiatives fostering inclusivity.							
IN1216	**Committed to Cohesion** Development of films and virtual tours of places of worship, interfaith guided tours for young people at local places of worship and a social cohesion e-portal offering ongoing support and resources for the community.	Manager Social Planning and Development	Grant	91,248	-	-	-
Goal 4: An inclusive City with access to opportunities and facilities.							
Strategy 3: Provide diverse and affordable lifelong learning opportunities for community members.							
IN1210	**Free Beach Bus Program** Deliver a schedule of free buses for the community to access and experience Sydney beaches.	Manager Social Planning and Community Development	General	15,000	15,000	15,000	15,000
IN1108	**Fairfield Showground - Portable Ramp for Stage Access** Purchase a portable accessibility ramp, which can be used for events and activations to meet accessibility requirements.	Manager Showground, Leisure Centres and Golf Course	General	-	-	-	35,000
Strategy 4: Enhance childcare centres and facilities by providing extensive learning opportunities and interactive amenities.							
IN885 IN885-1 IN885-2 IN885-3 IN885-4 IN885-5 IN885-6 IN885-7 IN885-8 IN885-9	**Sustainability Support - 10 Early Learning Centres** Implement changes to business practices, identify innovative solutions, develop resources such as translated information and promotion of services. Early Learning Centres: - Bonnyrigg -1 Bonnyrigg Heights -2 Cabramatta -3 Canley Vale -4 Janice Crosio -5 St Johns Park -6 Tasman Parade -7 Wakeley -8 Wetherill Park -9 Family Day Care	Manager Children and Family Services	Grant	1,140,580 ~~622,729~~	-	-	-

Theme 1 - Community Wellbeing Projects							
ID No	**Project Name and Description**	**Responsible Officer**	**Funding Type**	**2025/26 $**	**2026/27 $**	**2027/28 $**	**2028/29 $**
IN1015 IN1015-1 IN1015-4 IN1015-7	**Early Learning Centre Upgrades - Bonnyrigg, Bonnyrigg Heights, Bossley Park and Wakeley** Upgrades to Early Learning Centres around the City. - Bonnyrigg -1 Bonnyrigg Heights -4 Janice Crosio -7 Wakeley *Year 2 of a 2 year project.*	Manager Children and Family Services	General	54,833 ~~21,736~~	-	-	-
			Grant	114,644 ~~86,944~~	-	-	-
			Total	**169,477** ~~**108,680**~~	-	-	-
IN1030	**Intercom at Early Learning Centres - 10 Services** Install intercoms at Early Learning Centres, Family Day Care administration centre and Fairstart Early Intervention Centre (10 services) across Fairfield City to ensure child safety standards.	Manager Children and Family Services	General	40,500	-	-	-
IN1221-1 IN1221-2 IN1221-3 IN1221-4	**Preschool Attendance Boosting Project** Implement attendance boosting activities with the aim to increase preschool attendance.	Manager Children and Family Services	Grant	296,292	-	-	-
IN889	**Implementation of National Child Safe Standards** Implement the ten child safe standards through the development of policies, procedures, staff training modules and monitoring..	Manager Children and Family Services	General	20,000 ~~80,000~~	-	-	-

Communications and Marketing Major Program

ID No.	Description	Responsible Officer	Funding Type	2025/26 $	2026/27 $	2027/28 $	2028/29 $
MPCM	**Communications and Marketing** Identify projects or deliverables for events, programs, and action plans within the communications and marketing service area.	Manager Communications and Marketing	Grant	10,000	Year 2	Year 3	Year 4

Leisure Centres Major Program

ID No.	Description	Responsible Officer	Funding Type	2025/26 $	2026/27 $	2027/28 $	2028/29 $
MPLPER	**Leisure Centres Renewal** *(All sites including Aquatopia)* Provide ongoing refurbishment / upgrade of Leisure Centre assets and minor equipment (minor plant including filtration, disinfection, heating, various equipment etc).	Manager Showground Leisure Centres and Golf Course	General	160,000	163,300	166,650	170,000

Library Services Major Program

ID No.	Description	Responsible Officer	Funding Type	2025/26 $	2026/27 $	2027/28 $	2028/29 $
MPLS	**Library Services** Identify capital projects or deliverables for events, programs, and action plans within the library service area.	Manager Library and Museum Services	Grant	0 ~~68,000~~	60,000 ~~68,000~~	68,000	68,000

Showground and Golf Course Major Programs

ID No.	Description	Responsible Officer	Funding Type	2025/26 $	2026/27 $	2027/28 $	2028/29 $
MPGR	**Fairfield Golf Course Minor Equipment Replacement** Upgrade of small equipment / plant at Fairfield Golf Course	Manager Showground, Leisure Centres and Golf Course	General	55,000 ~~0~~	55,000 ~~0~~	55,000 ~~0~~	55,000 ~~0~~
MPSR	**Showground Renewal** To maintain Fairfield Showground assets at an acceptable level to be operational and hired out, i.e., goal posts, nets, flags, scorers, ice baths and small equipment.	Manager Showground, Leisure Centres and Golf Course	General	50,000	50,000	50,000	50,000
MPSP	**Showground Planning** Forward planning for the development of the Fairfield Showground.	Manager Showground, Leisure Centres and Golf Course	General	-	-	-	65,000

Social Planning and Community Development Major Programs

ID No.	Description	Responsible Officer	Funding Type	2025/26 $	2026/27 $	2027/28 $	2028/29 $
MPSPCD	**Social Planning and Community Development** This program outlines initiatives the Social Planning and Community Development team will undertake in the Delivery Program such as Grandparents Day and Health Alliance.	Manager Social Planning and Community Development	Grant	7,500 ~~0~~	-	-	-
			General	45,000	45,000	45,000	45,000
			Service Budget	35,000	47,000 ~~35,000~~	59,000 ~~35,000~~	35,000 ~~35,000~~
			Total	**87,500** ~~**80,000**~~	**92,000** ~~**80,000**~~	**104,000** ~~**80,000**~~	**80,000** ~~**80,000**~~
MPDIAP	**Disability Inclusion Action Plan** Implement disability inclusion projects through Council's facilities and services to create a more inclusive City for all to participate in.	Manager Social Planning and Community Development	General	30,000 ~~0~~	Year 2	Year 3	Year 4 ~~30,000~~

Theme 2 - Places and Infrastructure							
ID No	**Project Name and Description**	**Responsible Officer**	**Funding Type**	**2025/26 $**	**2026/27 $**	**2027/28 $**	**2028/29 $**
Goal 1: An accessible City with connected and reliable transport.							
Strategy 3: Increase and improve traffic controls and road safety through additional speed humps and roundabouts to reduce speed.							
IN1176	**Review and Update Pedestrian Access and Mobility Plan** Review and update of the 4 Year Pedestrian Access and Mobility Plan for 2029-2034.	Manager Design Services	General	-	-	-	75,000
SP747	**Local Roads Round 4 Application Grant** Construction of 7-8 intersection treatments on the road hierarchy supporting access several locations.	Manager Major Projects and Planning	Grant	1,329,533 ~~1,300,000~~	900,000 ~~0~~	-	-
IN1196	**Traffic Intersection Improvement - Sackville Street and Pevensey Street, Fairfield** Install traffic signals with filter right turns, "No Right Turn" signs, and street lighting at the intersection.	Manager Design Services	Grant	255,870 ~~1,384,150~~	1,300,000 ~~0~~	-	-
IN1225	**School Safety and Infrastructure Needs** Implement school road safety messaging.	Manager Design Services	General	-	5,000	5,000	5,000
Goal 2: A sustainable and liveable city through affordable housing, vibrant urban spaces, and amenities							
Strategy 1: Ensure a range of affordable housing options are available to all residents, promoting inclusivity and reducing housing stress.							
IN1181	**First Home Buyers Support - Extended Trial** Investigate opportunities to support First Home Buyers in Fairfield City.	Manager Strategic Land Use Planning	Contributions	Year 1	Year 2	Year 3	Year 4
Strategy 2: Develop and maintain vibrant and welcoming urban spaces through assets that encourage social interaction, recreational activities, and community events.							
IN1086	**Fairfield City Welcome Signs Update - City Wide** Replacement of Fairfield City Welcome Signs with agreed updated design, including lighting and landscaping where appropriate. *Year 2 - Design Year 3 and 4 - Construction*	Manager Communication and Marketing	General	-	20,000 ~~200,000~~	150,000 ~~100,000~~	150,000 ~~100,000~~

Theme 2 - Places and Infrastructure							
ID No	**Project Name and Description**	**Responsible Officer**	**Funding Type**	**2025/26 $**	**2026/27 $**	**2027/28 $**	**2028/29 $**
IN1224	**Fairfield Showground - Master Plan** Develop a master plan for the Fairfield Showground.	Manager Showground Leisure Centres and Golf Course	TBA	-	TBA	-	-
Strategy 3: Promote sustainable, high-quality development that enhances the City's unique character through thoughtful design and strategic planning.							
~~IN1126~~	~~**Building Development and Cultural / Community Hub – Scope and Design** Develop a cultural / community hub in Fairfield Town Centre to include high rise office buildings, and a new Fairfield City HQ located as a tenant within the office building.~~	~~Manager Property Strategy and Services~~	~~General~~	~~40,000~~	~~Year 2~~	-	-
IN1218	**Local Contributions Plan Implementation** Implementation of the 2023 Local Contributions Plan, including setting up systems to capture contributions and training staff in new procedures.	Manager Strategic Land Use Planning	Development Contributions	60,000	-	-	-
IN959	**NSW Planning Portal API Grant Program** Integrate the NSW Planning Portal with Council's system to streamline efficiencies and productivity improvements.	Manager Development Planning	Grant	80,000	-	-	-
Goal 3: Community assets and infrastructure are well managed into the future.							
Strategy 1: Upgrade and maintain infrastructure such as roads, kerb and gutter, drainage, footpaths, bridges etc.							
IN1211	**Fairfield Showground Overflow Parking** Surface the grass overflow parking with road base.	Manager Showground, Leisure Centres and Golf Course	General	-	TBA	-	-
IN1012	**Fairfield Golf Course Alterations** Complete course modification works to allow for future car parking.	Manager Property Strategy and Services	General	40,508	-	-	-
IN931	**Community Centres - Garden Beds** Maintain beds at 22 community facilities through rubbish collection and quarterly re-planting.	Manager City Assets	General	8,800	-	-	-

Theme 2 - Places and Infrastructure							
ID No	**Project Name and Description**	**Responsible Officer**	**Funding Type**	**2025/26 $**	**2026/27 $**	**2027/28 $**	**2028/29 $**
IN1228	**Boat Ramps and Access Maintenance** Undertake maintenance works to boat ramps, pontoons, and wharf infrastructure at Bradbury Wharf, Floyd Bay and Shearer Park	Manager City Assets	Grant	53,870 ~~0~~	-	-	-
			Service Budget	-	17,979 ~~0~~	-	-
			Total	**53,870 ~~0~~**	**17,979 ~~0~~**	-	-
Strategy 2: Develop and modernise community facilities and technologies.							
IN998	**Event Square Security / Entry Gates – Fairfield Showground** - Installing new security / entry sliding gates to separate the events square from the main awning area.	Manager Showground, Leisure Centres and Golf Course	General	56,000	-	-	-
IN1027	**Fairfield Showground - Pedestrian Path around the Event Arena** Pedestrian Path around the outside of the Event Arena at Fairfield Showground.	Manager Major Projects and Planning	General	200,000	-	-	-
IN1192	**Fairfield Showground – Exhibition Hall – Investigation / Design** Upgrade and refurbish of the exhibition hall including a new kitchen, toilets, floorings, doors, shutters and outdoor entertainment area. *Note: Council will seek grant funding for construction.* *Year 1 - Design* *Year 2 - Seeking grant funding* *Year 3 - Construction*	Manager Major Projects and Planning	General	10,000	-	-	-
		Manager Showground, Leisure Centres and Golf Course	Operating	15,000	15,000	15,000	15,000
			Maintenance	20,000	20,000	20,000	20,000
IN273	**Community Centre/ Halls - Installation of Air-conditioning** Install new air-conditioning at Cabramatta Community Centre.	Manager City Assets	General	192,592	-	-	-

Theme 2 - Places and Infrastructure							
ID No	**Project Name and Description**	**Responsible Officer**	**Funding Type**	**2025/26 $**	**2026/27 $**	**2027/28 $**	**2028/29 $**
IN1223	**Bonnyrigg Library - Design** Develop design for internal fit-out of Bonnyrigg Library as part of renewal requirements by Bonnyrigg Plaza.	Manager Libraries and Museum	General	-	15,000	-	-
IN970	**Rural Fire Service - Building Upgrades** Improvements to the RFS facility to accommodate plant, equipment, and volunteers.	Manager Major Projects and Planning	Grant	12,500 ~~136,535~~	50,000	350,000	-
IN1186	**Fairfield Leisure Centre Master Plan** Finalise the Fairfield Leisure Centre Master Plan.	Manager Leisure Centres, Showground and Golf Course	Service Budget	Year 1	-	-	-
IN1157	**Sustainable Resource Centre Office Layout Changes and Additional Workstation** Minor adjustments to the existing space to better accommodate staff and ensure that administration resources are effectively covered in a central location.	Operations Manager City Services	General	15,000	-	-	-
IN899	**Wetherill Park Library - Fit-out** Council will apply for grant funding from the State Library of NSW. This year will include applying for grant funding and construction.	Manager Libraries and Museum	Grant	110,000	636,233	-	-
			General	-	101,900	-	-
			Total	**110,000**	**738,133**	-	-
Goal 4: Inviting and well used open space.							
Strategy 1: Open spaces are well utilised for entertainment, leisure, and recreation opportunities for all, such as playground, community picnic areas, and events.							
IN1170	**Avenel Park - Play Equipment** Installation of play piece at Avenel Park.	Manager Major Projects and Planning	Section 7.11	0 ~~550,000~~	550,000 ~~0~~	-	-
~~IN1193~~	~~**Fairfield Park – Open Space Embellishment** Develop designs for open space embellishment at Fairfield Park, Fairfield. Year 1 - Design Year 2 - Construction~~	~~Manager City Assets~~	~~Service Budget~~	~~Year 1~~	~~TBA~~	-	-

Theme 2 - Places and Infrastructure							
ID No	**Project Name and Description**	**Responsible Officer**	**Funding Type**	**2025/26 $**	**2026/27 $**	**2027/28 $**	**2028/29 $**
IN1082-1 IN1082-2 ~~IN1082-3~~ IN1082-4	**Open Space Embellishment - 10 Locations** Facilitates the addition of new features that address community needs for open spaces throughout the City.	Manager City Assets	General	461,000 ~~1,100,000~~	1,101,000 ~~1,100,000~~	960,000 ~~810,000~~	810,000
		Manager Infrastructure Services	Maintenance	-	10,000	15,000	20,000
IN1042	**Property Purchase - Community Space, Smithfield** Purchase property at 93 Oxford Street, Smithfield.	Manager Property Strategy and Services	Section 7.11	-	-	-	1,500,000
~~IN1002~~	~~**Arthur Street Car Park Shade Structure for Major Events**~~ ~~Install a 20 x 20 shade structure over Arthur Street Car Park.~~	~~Manager Design Services~~	~~Town Centre Reserve~~	~~280,000~~	~~0~~	-	-
IN1234	**Fairfield Golf Course – Driving Range Upgrade** Prepare options for upgrading the Driving Range which may include seating, shelter, lighting, technology, drop zone lighting etc.	Manager Showground, Leisure Centres and Golf Course	TBA	-	Year 2	-	-
IN308	**Lansvale Park** Install a water bubbler, additional seating, and tree planting at Lansvale Park.	Manager City Assets	General	-	17,000 ~~0~~	-	-
SP1236	**Brenan Park Regional Open Space Transformation Project** Develop a toddler focused playground, new dog park with agility equipment, ornamental landscaping, and new pathways and lighting.	Manager City Assets	General	-	-	100,000 ~~0~~	-
			Grant	-	1,200,000 ~~0~~	800,000 ~~0~~	-
			Total	-	**1,200,000** ~~0~~	**900,000** ~~0~~	-
SP628-1	**Endeavour Sports Hub - Construction** Delivery of the Endeavour Park Sports Hub	Manager Major Projects and Planning	WestInvest Grant	4,500,000	-	-	-
			Section 7.11	700,000 ~~0~~	-	-	-
			Total	**5,200,000** ~~4,500,000~~	-	-	-
IN628	**Endeavour Sports Park Electricity Upgrade** Design and construct a new substation to support current and future equipment requirements for Endeavour Sports Park.	Manager City Assets	General	30,269	-	-	-

Theme 2 - Places and Infrastructure							
ID No	**Project Name and Description**	**Responsible Officer**	**Funding Type**	**2025/26 $**	**2026/27 $**	**2027/28 $**	**2028/29 $**
IN795	**Open Space Embellishment - Nelson Park - New Playground** Enables new embellishments to be implemented that are responsive to community needs for open spaces throughout the City. These may include playground/fitness equipment, seating, pathways, etc. This year works will be completed at Nelson Park. *Year 2 of a 2 year project*	Manager Major Projects and Planning	Grant	230,263	-	-	-
			General	480,000 ~~180,000~~	-	-	-
			Section 7.11	159,718 ~~0~~	-	-	-
			Total	869,981 ~~410,263~~	-	-	-
SP1011	**Open Space Embellishment- Prout Park Construction - New Playground** Upgrade of playground, seating and pathways at Prout Park. *Year 2 of a 2 year Project*	Manager Major Projects and Planning	Grant	248,000 ~~104,000~~	-	-	-
			General	252,000	-	-	-
			Section 7.11	176,848 ~~0~~			
			Total	**676,848 ~~356,000~~**	-	-	-
SP758	**Brenan Park - Construction of New Playground** Construction of a new inclusive district playground including Outdoor fitness station, basketball half court, flying fox, swings, water play, climbing structures, lighting and new car parking.	Manager Major Projects and Planning	WestInvest Grant	804,358 ~~6,000,000~~	3,911,735 ~~0~~	1,500,000 ~~0~~	-
			Section 7.11	-	430,000 ~~0~~	-	-
			Total	**804,358 ~~6,000,000~~**	**4,341,735 ~~0~~**	**1,500,000 ~~0~~**	-
MPCI04-1	**Open Space - New Fitness Equipment Wetherill Park Reserve and Lalich Park** Install fitness equipment at parks throughout Fairfield City. Locations this year include Wetherill Park Reserve and Lalich Park	Manager City Assets	Infrastructure Reserve	132,201 ~~0~~	-	-	-
SP1212	**Frederick Street Park** Develop open space embellishment at Frederick Street, Fairfield. *Note: Council will seek grant funding for this project*	Manager City Assets	Grant	-	Year 1	Year 2	-

Theme 2 - Places and Infrastructure							
ID No	Project Name and Description	Responsible Officer	Funding Type	2025/26 $	2026/27 $	2027/28 $	2028/29 $
SP1213	**Harris Street Park** Develop open space embellishment at Harris Street, Fairfield. *Note: Council will seek grant funding for this project*	Manager City Assets	Grant	-	Year 1	Year 2	-
SP1214	**Barton Street Park** Develop open space embellishment at Barton Street, Smithfield. *Note: Council will seek grant funding for this project*	Manager City Assets	Grant	-	Year 1	Year 2	-
SP1215	**Granville Street Park** Develop open space embellishment at Granville Street, Smithfield. *Note: Council will seek grant funding for this project*	Manager City Assets	Grant	-	Year 1	Year 2	-
SP760	**Avenel Park - Construction** Construction of a sports/exercise playground at Avenel Park, which includes a pump track, ninja obstacle, walking and sprint tracks as well as exercise equipment.	Manager Major Projects and Planning	General	9,203	-	-	-
			WestInvest Grant	312,058	-	-	-
			Total	**321,261**	-	-	-
IN1235	**Fairfield Golf Course – Improvements** Install new toilet facilities and associated footing and works at the Fairfield Golf Course.	Manager Showground, Leisure Centres and Golf Course	General	-	128,000 ~~0~~	-	-
IN1238	**Open Space Embellishment of Chisholm Park** Add new additional elements to play equipment.	Manager City Assets	TBA	-	TBA	-	-

Strategic Asset Management - Civil and Built Major Programs

ID No.	Description	Responsible Officer	Funding Type	2025/26 $	2026/27 $	2027/28 $	2028/29 $
MPAMS	**Asset Management Strategy** Identify deliverables from the Asset Management Strategy Action Plan to ensure the continued improvement of Council's asset management planning.	Manager City Assets	Service Budget	Year 1	Year 2	Year 3	Year 4
MPDU	**Disability Upgrades - Access Improvement Program** Undertake modification to Council's community facilities and amenities to improve access for people with disabilities to comply with current Australian Standards.	Manager City Assets	Section 7.12	53,000 ~~100,000~~	130,000 ~~125,000~~	130,000	135,000
			General	-	42,000 ~~0~~	-	-
			Grant	0 ~~20,000~~	20,000 ~~0~~	-	-
			Total	**53,000 ~~120,000~~**	**192,000 ~~125,000~~**	**130,000**	**135,000**
MPBAR	**Building and Facilities Renewal** Upgrade of Council's building and facilities that are not meeting the current service levels as identified in Council's Asset Management Plan.	Manager City Assets	General	2,192,189 ~~3,387,770~~	2,484,243 ~~2,976,555~~	3,041,041	3,215,125 ~~3,275,125~~
			Grant	15,000 ~~0~~	-	-	-
			Property Development Fund	40,000 ~~80,000~~	-	-	-
			Total	**2,247,189 ~~3,387,770~~**	**2,484,243 ~~2,976,555~~**	**3,041,041**	**3,215,125 ~~3,275,125~~**
MPDR	**Drainage Renewal** Upgrade of drainage and stormwater pits, which have deteriorated below the condition rating of 'poor' and 'very poor' in Council's Asset Management Plan.	Manager City Assets	General	455,688 ~~750,000~~	770,000 ~~300,000~~	300,000	300,000
MPEAF	**Emergency Asset Failure** Minimise Council's risk for asset failures with funding set aside to be available for any asset with an unplanned failure during the year.	Manager City Assets	General	250,000	250,000	250,000	250,000
			Grant	1,194,500 ~~0~~	-	-	-
			Total	**1,444,500 ~~250,000~~**	**250,000**	**250,000**	**250,000**

ID No.	Description	Responsible Officer	Funding Type	2025/26 $	2026/27 $	2027/28 $	2028/29 $
MPFRP	**Footpath Renewal Program** Upgrade of footpaths, including walkways and cycleways, which have deteriorated below the condition rating of 'poor' and 'very poor' in Council's Asset Management Plan.	Manager City Assets	General	1,901,625 ~~2,028,675~~	1,712,784 ~~1,553,534~~	1,558,457	1,721,259
MPNFC	**New Footpath Construction** Construction of new footpaths to achieve Council's goal to provide access to footpaths on at least one side of every street in the City and improve connectivity to Town Centres.	Manager City Assets	General	983,900 ~~1,124,200~~	640,300 ~~200,000~~	200,000	200,000
MPRR MPRMS3 MPRBG MPRRP MPKG MPUR	**Roads and Transport Program** Upgrade of local and regional roads that includes kerbs and gutters, which have deteriorated below the condition rating of 'poor' and 'very poor' in Council's Asset Management Plan. Funding for these works are from various sources including local, state, and federal funding.	Manager City Assets	General	9,759,167 ~~11,065,488~~	14,092,617 ~~13,311,592~~	12,830,718 ~~12,973,457~~	13,328,791 ~~13,336,111~~
			Grant	1,117,901 ~~0~~	1,189,514 ~~0~~	-	-
			3x3 Levy	137,000	137,000	137,000	137,000
			Block Grant	448,978 ~~589,000~~	614,000 ~~586,841~~	504,872	589,000
			Roads to Recovery	1,609,296 ~~1,733,730~~	2,058,807 ~~2,058,807~~	2,167,164	2,127,164
			Total	**13,072,342 ~~13,525,220~~**	**18,091,938 ~~16,094,240~~**	**15,639,754 ~~15,782,493~~**	**16,181,955 ~~16,189,275~~**
MPCPR	**Car Park Renewal** Upgrade of car parks, which have deteriorated below the condition rating of 'poor' and 'very poor' in Council's Asset Management Plan.	Manager City Assets	General	495,885 ~~629,500~~	775,112 ~~646,497~~	663,952	620,215
			Section 7.11	180,000 ~~0~~	-	-	-
			Total	**675,885 ~~629,500~~**	**775,112 ~~646,497~~**	**663,952**	**620,215**
MPRBR	**Road Bridge Renewal** Upgrade of road bridges, which have deteriorated below the condition rating of 'poor' or 'very poor' in Council's Asset Management Plan.	Manager City Assets	General	145,000 ~~470,000~~	807,690 ~~482,690~~	495,723	508,611
			Grant	50,000 ~~0~~	25,000 ~~0~~	-	-
			Total	**195,000 ~~470,000~~**	**832,690 ~~482,690~~**	**495,723**	**508,611**

ID No.	Description	Responsible Officer	Funding Type	2025/26 $	2026/27 $	2027/28 $	2028/29 $
MPSFR	**Street Furniture Renewal** Upgrade of street furniture, which have deteriorated below the condition rating of 'poor' and 'very poor' in Council's Asset Management Plan.	Manager City Assets	General	100,000 ~~104,000~~	107,000 ~~103,000~~	106,100	110,000
MPTFR	**Traffic Facilities Renewal** Upgrade of traffic facilities, which have deteriorated below the condition rating of 'poor' and 'very poor' in Council's Asset Management Plan.	Manager City Assets	General	425,500 ~~501,020~~	606,421 ~~516,421~~	446,150	457,750
MPBSR	**Bus Shelter Renewal** Upgrade of bus shelters city wide to meet current standards as identified in the Asset Management Plan.	Manager City Assets, and Manager Property Strategy and Services	General	150,000	175,858 ~~157,858~~	50,000	50,000
MPBS	**New Bus Shelter and Seats** Install new bus shelter and seats city wide as required.	Manager City Assets	General	55,000	37,000 ~~55,000~~	55,000	50,000
MPBST	**New Bus Stops** Construction of concrete pads and tactile indicators at various bus stops.	Manager City Assets	General	50,000 ~~100,000~~	102,000	105,000	108,000
MPPRR	**Pram Ramp Replacement** Upgrade of pram ramps city wide to meet current standards.	Manager City Assets	General	50,000 ~~100,000~~	150,000 ~~100,000~~	100,000	100,000
MPSL	**Street Light Upgrade** Upgrade of street lights city wide as required.	Manager City Assets	General	81,771 ~~365,960~~	165,960 ~~150,000~~	150,000	150,000
MPLRR	**Landscaping of Road Reserves** Delivery ongoing maintenance and upkeep of Landscape Road Rerserve sites across Fairfield City.	Manager City Assets	General	100,000 ~~0~~	-	-	-
MPUR	**Restoration Works - City Wide** Permanent restoration works in various locations across the City.	Manager City Assets	Grant	332,793 ~~0~~	Year 2	Year 3	Year 4

Strategic Asset Management - Open Space Major Program

ID No.	Description	Responsible Officer	Funding Type	2025/26 $	2026/27 $	2027/28 $	2028/29 $
MPOSR	**Open Space Asset Renewal** Upgrade of Open Space Assets not meeting current service levels as identified in Council's Asset Management Plan.	Manager City Assets	General	2,675,626 ~~2,604,550~~	3,257,029 ~~2,586,970~~	3,077,860 ~~2,677,860~~	2,769,670
			Grant	0	60,110 ~~0~~	-	-
			Section 7.11	277,903 ~~0~~	-	-	-
			Total	**3,361,626** ~~2,604,550~~	**3,317,139** ~~2,586,970~~	**3,077,860** ~~2,677,860~~	**2,769,670**
MPTCM	**Town Centre Maintenance** Undertake maintenance in Town Centres across Fairfield City.	Manager City Assets	General	50,000 ~~100,000~~	100,000	100,000	100,000

Theme 2
Places and Infrastructure

Strategic Land Use Planning Major Program

ID No.	Description	Responsible Officer	Funding Type	2025/26 $	2026/27 $	2027/28 $	2028/29 $
MPSLUP	**Strategic Land Use Planning** Identified high level deliverables for strategic plans and reviews within the strategic land use service area.	Manager Strategic Land Use Planning	Local Infrastructure Contributions 2023 - Administration Account	-	120,000 ~~0~~	-	-

Traffic and Transport Major Programs

ID No.	Description	Responsible Officer	Funding Type	2025/26 $	2026/27 $	2027/28 $	2028/29 $
MPBP	**Black Spot Program** Enhance road safety by addressing black spot locations to minimise crashes. *Note: Council is seeking grant funding from Transport for NSW for this project.*	Manager Design Services	General	50,000 ~~0~~	100,000 ~~0~~	100,000 ~~0~~	100,000 ~~0~~
			Grant	822,111 ~~610,000~~	230,000 ~~300,000~~	1,000,000	900,000
			Total	**872,111** ~~**610,000**~~	**330,000** ~~**300,000**~~	**1,100,000** ~~**1,000,000**~~	**1,000,000** ~~**900,000**~~
			Operating	1,000	1,500	2,000	2,500
			Maintenance	5,000	5,500	6,000	6,500
MPBP	**Local Area Traffic Management Program** Develop and install traffic calming devices and road enhancements to improve road safety and public amenity in Fairfield City.	Manager Design Services	General	302,617 ~~300,000~~	250,000 ~~220,000~~	270,000 ~~240,000~~	1,152,617 ~~300,000~~
			Grant	882,640 ~~25,000~~	540,000 ~~25,000~~	540,000 ~~25,000~~	2,502,640 ~~25,000~~
			Total	**1,185,257** ~~**325,000**~~	**790,000** ~~**245,000**~~	**810,000** ~~**265,000**~~	**3,655,257** ~~**325,000**~~
			Operating	1,000	1,500	2,000	2,500
			Maintenance	5,000	5,500	6,000	6,500
MPBP	**Pedestrian Access and Mobility Plan** This program develops an integrated network of pedestrian pathways with strategically located pedestrian facilities which is expected to provide a safe and efficient network people will be able to use.	Manager Design Services	General	220,000	250,000 ~~150,000~~	200,000	200,000
			Total	**220,000**	**250,000** ~~**150,000**~~	**200,000**	**200,000**
			Operating	1,000	1,500	2,000	2,500
			Maintenance	5,000	5,500	6,000	6,500

Theme 3 - Environmental Sustainability							
ID No	Project Name and Description	Responsible Officer	Funding Type	2025/26 $	2026/27 $	2027/28 $	2028/29 $
Goal 1: A sustainable natural environment.							
Strategy 1: Enhanced environmental health and sustainability through improved air, water, and soil quality, alongside conservation efforts to protect biodiversity.							
IN1134	**National Tree Planting Day** Host National Tree Day activities in Fairfield City by planting 10,000 native indigenous trees and adequate maintenance of the National Tree Day revegetation sites. *Note: Council will apply for grant funding*	Manager City Assets	General	14,000 ~~25,039~~	21,000 ~~27,083~~	17,083 ~~29,127~~	31,171
			Grant	33,149 ~~0~~	26,045 ~~0~~	35,516 ~~0~~	0
			Total	**47,149** ~~**25,039**~~	**47,045** ~~**27,083**~~	**52,599** ~~**29,127**~~	**31,171**
SP1202	**Georges River Keeper Program - Brown Reserve** Restore land between Brown Road and Elizabeth Drive, Bonnyrigg, along Henty Creek by reducing weeds, planting native plants, and educating the community.	Manager City Assets	Grant	77,900 ~~19,950~~	50,550	68,900	-
SP416	**NSW Weeds Action Program** Inspect priority weeds on Council and Crown land, and private rural properties to educate landholders as well as controlling priority weeds along Fairfield City's creeklines.	Manager City Assets	General	33,000	34,650	36,382	38,059
			Grant	89,350 ~~49,000~~	44,984 ~~51,000~~	49,232 ~~54,000~~	51,485 ~~56,333~~
			Total	**122,350** ~~**82,000**~~	**79,634** ~~**85,650**~~	**85,614** ~~**90,382**~~	**89,544** ~~**94,392**~~
SP947	**Flying-fox Habitat Restoration Program** Enhance the Grey-headed flying foxes' survivability in the Cabramatta Creek flying fox camp.	Manager City Assets	General	47,385 ~~24,385~~	25,460 ~~27,460~~	25,460 ~~27,460~~	25,460 ~~27,460~~
			Grant	17,550 ~~40,550~~	2,000 ~~0~~	2,000 ~~0~~	2,000 ~~0~~
			Total	**64,935**	**27,460**	**27,460**	**27,460**
~~IN729~~	~~**Biodiversity Stewardship Sites-** Establishment and accreditation of biodiversity stewardship sites to offset biodiversity impacts.~~	~~Manager City Assets~~	~~General~~	~~30,000~~	-	-	-
IN1025	**Water Bore. Fairfield Showground Alternate Water Supply** Construct alternate water supply access with bore and base, pump and control, metering, and head works. *Year 2 of a 2 year project*	Manager Showground, Leisure Centres and Golf Course	General	160,000 ~~0~~	-	-	-
			Operations	-	-	(80,000)	(80,000)
IN982	**Water Management Plan** Review and update the Water Management Plan to better understand the current and emerging needs of the community, as well as prioritise a list of capital work projects.	Manager Catchment Planning	General	50,000	-	-	-

ID No	Project Name and Description	Responsible Officer	Funding Type	2025/26 $	2026/27 $	2027/28 $	2028/29 $
Theme 3 - Environmental Sustainability							
IN1229	**Cooler Streets in Fairfield City** Street Tree Planting in 11 priority suburbs including: Bonnyrigg, Cabramatta, Canley Vale, Edensor Park, Fairfield, Fairfield Heights, Greenfield Park, Prairiewood, Smithfield, Wakeley and Wetherill Park.	Manager City Assets	General	-	29,971 ~~0~~	-	-
			Grant	70,971 ~~0~~	131,803 ~~0~~	-	-
			Total	**70,971** ~~**0**~~	**161,774** ~~**0**~~	-	-
Strategy 2: Strengthen Flood Mitigation and Infrastructure Maintenance.							
IN1175	**Disaster Adaptation Plans - Development and Implementation** Engagement with NSW Reconstruction Authority in developing Disaster Adaptation Plan(s) relevant to Fairfield City and implementation of priority actions *Note: This work is subject to grant funding and available resources.*	Director City Delivery	Grant	15,000	50,000	50,000	50,000
IN891	**SRC Dam Management** SRC Dam Management on site weed removal.	Operations Manager City Services	General	10,000	-	-	-
IN979	**Vegetated Swale - Quest Avenue Reserve** Construct a vegetated swale at Quest Avenue Reserve (near Horsley Drive) to slow down and treat stormwater impacts.	Manager City Assets	Grant	34,719	-	-	-
Strategy 3: Enhance Emergency Preparedness and Community Awareness.							
IN1173	**Remote Monitoring for Flood Events - Devices** Provide LOWAN devices to monitor creek depths at 4 key locations across the city.	Manager Major Projects and Planning	General	20,000	20,000	20,000	-
Goal 2: An environmentally aware and active community.							
Strategy 1: Increase community awareness and participation in recycling by providing targeted education programs.							
IN1054	**Recycling Education Programs on Contamination** City-wide communication and waste education program for single unit dwellings on the contamination within food organics and garden organics bin and recycling bins.	Operations Manager City Services	Waste Reserve	100,000 ~~50,000~~	50,000	50,000	50,000

Theme 3 - Environmental Sustainability							
ID No	Project Name and Description	Responsible Officer	Funding Type	2025/26 $	2026/27 $	2027/28 $	2028/29 $
IN1055	**School Education Programs on Responsible Waste Management Practices** Our School Education Program focuses on teaching primary school students about waste contamination, promoting responsible waste management practices.	Operations Manager City Services	Waste Reserve	10,000	10,000	10,000	10,000
Strategy 3: Optimise Waste Disposal Services by improving public access to recycling facilities.							
IN1058	**Kerbside Waste Audits on Recycling, Household and FOGO** Conducting a combined kerbside waste composition audit for garbage and recycling and FOGO bins for all single unit dwellings.	Operations Manager City Services	Waste Reserve	-	70,000	-	70,000
IN995	**Domestic Waste Reserve - Service Roll Out** Support the roll out of the waste services.	Operations Manager City Services	Garbage Service Future Options Reserve	180,000	-	-	-
IN1207	**Litter Prevention Strategy and Litter Prevention Roadmap** To develop a comprehensive Litter Prevention Strategy and Litter Prevention Roadmap aimed at reducing litter, fostering community engagement and promoting responsible waste disposal practices.	Operations Manager City Services	Grant	160,000 ~~80,000~~	-	-	-
IN951	**Book-in Kerbside Clean-up Promotion** Deliver twice annually a leaflet drop off to residents promoting the Book-in Kerbside Clean-up service.	Operations Manager City Services	Waste Reserve	13,000	-	-	-
Goal 3: Environmental compliance standards are met							
Strategy 2: Address illegal dumpipng and litter prevention to promote cleaner street and public areas.							
IN1233	**Illegal Dumping Baseline Data** Create a consistent illegal dumping database to establish a clear baseline to improve reporting, guide enforcement and support cleaner, safer public spaces for the community. This includes identifying hotspots, waste types and patterns, align data with RIDonline, and outline brief prevention strategies	Operations Manager City Services	Grant	5,000 ~~0~~	15,000 ~~0~~	-	-

Catchment Planning Major Programs

ID No.	Description	Responsible Officer	Funding Type	2025/26 $	2026/27 $	2027/28 $	2028/29 $
MPFMP	**Flood Mitigation Program** Identify and reduce the risk to life and property from flooding across the city. This program is funded by grants from the NSW Government on a 2 (grant) to 1 (Council) funding ratio.	Manager Catchment Planning	General	1,283,704 ~~1,458,704~~	190,000 ~~205,333~~	750,000 ~~780,000~~	750,000
			Grant	3,016,204 ~~2,575,000~~	380,000 ~~410,666~~	1,500,000 ~~1,560,000~~	1,500,000
			Stormwater Levy Reserve	486,936 ~~221,296~~	-	-	-
			Total	**4,786,844** ~~**4,255,000**~~	**570,000** ~~**615,999**~~	**2,250,000** ~~**2,340,000**~~	**2,250,000**
			Maintenance	20,000	20,000	20,000	20,000
MPESP	**Existing Stormwater Management** Investigate, design and construct stormwater management works to address stormwater drainage issues, stormwater quality and waterway stability across the city.	Manager Catchment Planning	General	190,000 ~~1,030,000~~	1,190,000 ~~1,400,000~~	500,000	500,000
			Grant	-	- ~~2,000,000~~	1,000,000	-
			Stormwater Levy Reserve	-	- ~~600,000~~	500,000	-
			Total	**190,000** ~~**1,030,000**~~	**1,190,000** ~~**4,000,000**~~	**2,000,000**	**500,000**
			Maintenance	20,000	20,000	20,000	20,000
MPSLP	**Stormwater Levy Program** Extra funding to supplement the Existing Stormwater Management Program to address stormwater drainage and stormwater quality issues and waterway stability in urban areas of the city. It also includes stormwater education and water quality monitoring.	Manager Catchment Planning	Stormwater Levy Reserve	1,014,839 ~~1,500,000~~	1,535,000 ~~915,000~~	1,120,000	1,585,000
			Maintenance	20,000	20,000	20,000	20,000

Waste Management Major Program/s

ID No.	Description	Responsible Officer	Funding Type	2025/26 $	2026/27 $	2027/28 $	2028/29 $
MPWM	**Waste Management Plan - Events** This is the program that outlines initiatives that the Waste Management team will undertake in the Delivery Program such as Spring Clean Drop-Off Day, and Chemical Collection Day.	Operations Manager City Services	Waste Reserve	140,000	140,000	140,000	140,000
MPLCT	**Local Council Transition Fund** This program supports sustainable waste management services that maximise the amount and quality of organices recovered. This program is funded by the NSW Environment Protection Agency.	Operations Manager City Services	Local Council Transition Fund	57,155 ~~0~~	-	-	-

Theme 4 - Strong and Resilient Economy Projects							
ID No	Project Name and Description	Responsible Officer	Funding Type	2025/26 $	2026/27 $	2027/28 $	2028/29 $
Goal 1: A resilient local economy supported by diverse businesses and employment opportunities.							
Strategy 1: Strengthen Employment Skills and Opportunities through targeted training and development programs.							
IN1123	**Micro-credential and Skills Program** Create a job and skills readiness program focused on upskilling Fairfield residents into manufacturing and Western Sydney Airport Jobs.	Manager Economic Development and Major Events	General	-	0 ~~22,000~~	22,000	22,000
Strategy 2: Increase business development and local employment by partnerships with local businesses and workforce training initiatives.							
IN1122	**Investment Prospectus** Create a Fairfield LGA Investment Prospectus to attract new businesses to the region.	Manager Economic Development and Major Events	Service Budget	-	Year 2	-	-
IN1124	**Manufacturing in Fairfield City Prospectus** Develop a prospectus for the Smithfield-Wetherill Park Industrial Estate to support this sector to continue job creation.	Manager Economic Development and Major Events	General	-	-	35,000	-
SP1219	**Fresh Start Program** Employ and train recruits as part of the Fresh Start for Local Government Apprentices, Trainees and Cadets Grant Program, which will create positive social outcomes by generating local education, training, and employment opportunities.	Operations Manager People and Culture	Grant	735,838	Year 2	Year 3	Year 4
IN997	**Strong Start Cadetship Grant Program - Student Planners** Apply for and support the Strong Start Cadetship grant program, which is designed to grow new planners by offering grants to fund tuition fees and encourage more students into the field.	Manager Development Planning	Grant	12,972	-	-	-

Theme 4 - Strong and Resilient Economy Projects							
ID No	**Project Name and Description**	**Responsible Officer**	**Funding Type**	**2025/26 $**	**2026/27 $**	**2027/28 $**	**2028/29 $**
Strategy 3: Enhance retail, hospitality, and infrastructure to drive economic growth by supporting local business revenue.							
IN1118	**Business Occupancy Audit - Design and Implementation** Council to undertake occupancy audits at major commercial centres. The designated study areas would be the ground floor of Cabramatta, Canley Heights, Canley Vale, Fairfield, Smithfield, and Fairfield Heights. *Year 1 - Design* *Year 2 to 4 - Implementation*	Manager Economic Development and Major Events	Service Budget	Year 1	Year 2	Year 3	Year 4
Goal 2: Thriving entertainment precincts with a vibrant and inclusive night-time economy.							
Strategy 1: Promote Vibrant Nightlife and Entertainment scene across our City Centres by implementing initiatives to attract a diverse range of entertainment options and increase foot traffic.							
IN1119	**Special Entertainment Precincts - Canley Heights and Canley Vale** Deliver two Special Entertainment Precincts - one in Canley Heights and one in Canley Vale. They will be interconnected by a weekend Jeepney system, as well as relocate mobile parklets.	Manager Economic Development and Major Events	General	200,000	-	-	-
			Grant	183,308 ~~0~~	-	-	-
			Total	**383,308 ~~200,000~~**	-	-	-
			Operating	57,000	35,000	35,000	35,000
Strategy 2: Foster Tourism and Attractions through enhancing infrastructure and offering new attractions or experiences.							
IN1190	**Cabramatta Town Centre – Pai Lau Gateway** Maintenance work and minor upgrades to Pai Lau Gateway. *Year 2 - Master Plan* *Year 3 - Design* *Year 4 - Construction*	Manager Major Projects and Planning	Town Centre Reserve	-	Year 2	50,000	500,000
IN1191	**Fairfield Showground AFL Field – New Stage** Develop a raised stage to the Fairfield Showground AFL Field to allow for multi-purpose events to be held.	Manager Major Projects and Planning	Infrastructure Reserve ~~General~~	50,000	TBA	TBA	-
			Section 7.12	900,000 ~~0~~	-	-	-
			Total	**950,000 ~~50,000~~**	-	-	-
		Manager Showground, Leisure Centres and Golf Course	Maintenance	6,000	6,000	6,000	6,000

Theme 4 Strong and Resilient Economy

Theme 4 - Strong and Resilient Economy Projects							
ID No	**Project Name and Description**	**Responsible Officer**	**Funding Type**	**2025/26 $**	**2026/27 $**	**2027/28 $**	**2028/29 $**
SP913	**Fairfield Showground - Community and Event Centre** Develop the new community, sports and event facility at Fairfield Showground. *Year 1 - Detailed Design and Procurement* *Year 2 and 3 - Construction*	Manager Major Projects and Planning	General	33,302	-	-	-
			Infrastructure Reserve	-	2,639,000	13,960,000	-
			Section 7.11	265,166 ~~0~~	1,234,834	-	-
			Section 7.12	698,900 ~~5,000,000~~	7,301,100 ~~3,000,000~~	4,540,000	-
			WestInvest Grant	1,786,222 ~~11,265,166~~	7,825,066 ~~13,724,003~~	16,398,937	-
			Total	**2,783,590 ~~16,298,468~~**	**19,000,000 ~~20,597,837~~**	**34,898,937 ~~18,500,000~~**	-
IN1237	**Fairfield Showground - Feasibility** Feasibility study on the conversion of the awning space for multi-purpose use.	Manager Major Projects and Planning	Service Budget	-	Year 1	-	-
SP1230	**Community Entertainment Centre Multi-storey Car Park** Develop a multi-storey car park to support community and recreation facilities at the Community Entertainment Centre, Prairiewood.	Manager Major Projects and Planning	Section 7.12	50,000 ~~0~~	440,000 ~~0~~	TBA	TBA
SP1231	Community Entertainment **Centre Access Bridge and Overflow Carpark** Develop an access bridge and overflow carpark to support community and recreation facilities at the Community Entertainment Centre, Prairiewood.	Manager Major Projects and Planning	Section 7.12	-	390,000 ~~0~~	TBA	TBA
SP1232	**Community Entertainment Centre Outdoor Entertainment Corridor** Develop an outdoor entertainment corridor (area between Community Entertainment Centre and Market Awning) to support community and recreation facilities at Fairfield Showground.	Manager Major Projects and Planning	Section 7.12	-	40,000 ~~0~~	TBA	-

Theme 4 - Strong and Resilient Economy Projects							
ID No	**Project Name and Description**	**Responsible Officer**	**Funding Type**	**2025/26 $**	**2026/27 $**	**2027/28 $**	**2028/29 $**
Goal 3: Vibrant, welcoming and attractive town centres that support community life and commerce.							
Strategy 1: Upgrade and maintain older buildings to improve their appearance, functionality, and safety within City Centres.							
IN1046	**Fairfield City Centre Upgrade - Barbara Street and Nelson Street, Fairfield - Construction** Public Domain Upgrade - Barbara Street (Nelson Street to Hamilton Road) and Nelson St (between 22 Nelson and Smart Street). *Year 1 - Design* *Year 2 to 4: Construction*	Manager Major Projects and Planning	Section 7.11	-	650,000	550,000	550,000
			Town Centre Reserve	20,000	-	-	-
			Total	**20,000 0**	**650,000**	**550,000**	**550,000**
IN1080	**Fairfield City Centre Upgrade - Kenyon Street, Fairfield** Kenyon Street pavement works - From Fruitland to Downey Lane	Manager Major Projects and Planning	Section 7.11	70,000	-	-	-
IN1084	**Fairfield City Centre Upgrade - Thomas Ware Plaza - Construction** Thomas Ware Plaza public domain upgrade to include wrap around seating against existing mature trees, uplighting, and upgrade to the children's play area.	Manager Fairfield and Parks Place	Section 7.11	-	Year 1	300,000	-
		Manager City Assets	Maintenance	-	-	-	10,000
IN1140	**Villawood Town Centre - Master Plan Design** Develop a detailed and costed Public Domain Upgrade Plan (whole of centre including Villawood Place Precinct (stage 1) and periphery including Kamira Avenue (stage 2).	Manager Cabramatta Place	Service Budget	-	Year 2	-	-
IN1141	**Canley Heights Town Centre - Master Plan Design** Develop a detailed and costed Public Domain Upgrade Plan. *Year 1 - Stage 3 Design* *Year 2 - Stage 4 Design* *Year 3 - Stage 5 Design*	Manager Cabramatta Place	Service Budget	Year 1	Year 2	Year 3	-

Theme 4 - Strong and Resilient Economy Projects							
ID No	Project Name and Description	Responsible Officer	Funding Type	2025/26 $	2026/27 $	2027/28 $	2028/29 $
~~IN1147~~	~~**Canley Heights Upgrade - Town Centre Improvements - Stage 3 Implementation - Canley Vale Road** Construct Canley Vale Road (northern side) public domain upgrade between Peel Street and Ascot Street according to Masterplan Design.~~	~~Manager Cabramatta Place~~	~~Section 7.11~~	-	~~500,000~~	-	-
			~~Town Centre Reserve~~	-	~~750,000~~	-	-
			~~Total~~	-	~~1,250,000~~	-	-
IN1152	**Villawood Upgrade - Town Centre and Pedestrian Laneway** - Pedestrian Laneway Upgrade Night Economy Infrastructure - Activated Laneway - Villawood Town Centre	Manager Cabramatta Place	Section 7.11	-	-	50,000	-
			Town Centre Reserve	-	-	50,000	-
			Total	-	-	**100,000**	-
IN845	**Canley Heights Public Domain – Construction Upgrade of the public domain and the refurbishment of the Town Square, with minor works in the car park to create a safer activation space. Year 2 of a 2 year project**	Manager Major Projects and Planning	Section 7.11	100,00	-	-	-
			Town Centre Reserve	900,00	-	-	-
			Total	1,000,000	-	-	-
MPCI06-1	**Community and Infrastructure Priorities - Town Centre Upgrades – Parks** Smithfield Town Centre Signage Upgrade	Manager Fairfield and Parks Place	Infrastructure Reserve	56,262 ~~0~~	-	-	-
MPCI06-2	**Community and Infrastructure Priorities - Small Town Centre Upgrades – Cabramatta Place** Deliver targeted Small Centre Upgrade Program projects, including suitable landscaping, seating and bins, at St Johns Road Shops, Canley Heights.	Manager Fairfield and Parks Place	Infrastructure Reserve	63,615 ~~0~~	-	-	-
IN996	**Voluntary House Raising Property Sales** Sale of properties with proceeds to be returned into the Voluntary House Raising Reserve.	Manager Property Strategy and Services	Voluntary House Raising Reserve	45,034	-	-	-

Theme 4 - Strong and Resilient Economy Projects							
ID No	Project Name and Description	Responsible Officer	Funding Type	2025/26 $	2026/27 $	2027/28 $	2028/29 $
Strategy 3: Beautify town centres with improved planter boxes, landscaping, and seasonal decorations.							
IN1073	**Public Domain - Public Art Decal of Utility Infrastructure** Art wraps on public utilities.	Manager Cabramatta Place	Town Centre Reserve	32,560 ~~25,000~~	25,000	25,000	25,000
IN1089	**Public Domain Upgrade - Faces of Fairfield - Town Centre** Upgrade the Faces of Fairfield totems located across Fairfield City Centre.	Manager Fairfield and Parks Place	Town Centre Reserve	-	-	30,000	-
IN1076	**Public Domain Presentation - Planter Boxes Upgrade - City Wide** Progressive upgrade of existing planter boxes in neighbourhood centres with water wells and a rendered colour treatment.	Manager Cabramatta Place	Town Centre Reserve	30,000	30,000	30,000	30,000
IN1077	**Industrial Estate Beautification Program** To provide attractive colourful shrubs and small trees along road corridors in high traffic areas across the Smithfield - Wetherill Park Industrial Estate. *Year 1 and 2 - Cowpasture Road near Horsley Drive* *Year 3 and 4 - Cumberland Highway (Between Horsley Drive and Victoria Road)*	Manager Design Services	Town Centre Reserve	Year 1	120,000	Year 3	120,000
		Manager Infrastructure Services	Operating	15,000	15,000	15,000	15,000
IN639	**Lighting of Suburb Banners - City Wide** Install new lighting across suburb banners including external power points and trees across 17 sites throughout Fairfield City. Year 2: Elizabeth Drive and Smithfield Road, Edensor Park Edensor Road and Smithfield Road, St John Park Cumberland Highway and Links Ave, Cabramatta Cowpasture Road and Elizabeth Drive, Edensor Park	Manager Cabramatta Place	General	291,099 ~~178,550~~	270,000 ~~0~~	270,000 ~~0~~	-
IN935	**Town Centre Street Trees** Plant appropriate feature species in prominent locations in the town centres of Cabramatta, Fairfield, Canley Vale, Canley Heights, Fairfield Heights, Carramar, Smithfield, Yennora and Villawood.	Manager City Assets	Town Centre Reserve	109,304 ~~189,304~~	-	-	-

Place Management Major Program

ID No.	Description	Responsible Officer	Funding Type	2025/26 $	2026/27 $	2027/28 $	2028/29 $
MPTCI	**Town Centre Improvement (Minor and Neighbourhood)** Deliver targeted town centre improvements across Fairfield City.	Manager Cabramatta Place, and Manager Fairfield and Park Place	General	250,000	250,000	250,000	250,000

Property Strategy and Services Major Program

ID No.	Description	Responsible Officer	Funding Type	2025/26 $	2026/27 $	2027/28 $	2028/29 $
MPOSA	**Open Space Land Acquisition** Purchase of property for open space purposes.	Manager Property Strategy and Services	Section 7.11	4,390,714 ~~4,550,000~~	4,250,000	4,250,000	4,250,000
			Section 7.12	150,000	-	-	-
			Total	**4,540,714** ~~**4,550,000**~~	**4,250,000**	**4,250,000**	**4,250,000**

Theme 4
Strong and Resilient Economy

Theme 5 - Good Governance and Leadership Projects							
ID No	**Project Name and Description**	**Responsible Officer**	**Funding Type**	**2025/26 $**	**2026/27 $**	**2027/28 $**	**2028/29 $**
Goal 1: Decision making process are open and transparent.							
Strategy 2: Information is available and clearly communicated to the diverse community.							
IN1016	**Digitisation of Historical Files** Digitisation of historical Council hard copy files and records.	Chief Information Officer	General	90,000	90,000	90,000	90,000
Strategy 3: Involve the community in the development of strategies and plans, ensuring their input shapes decisions and outcomes.							
IN1162	**Local Government Elections** To conduct the Local Government elections in 2028. *Year 3 - Preparation and Planning* *Year 4 - Implementation*	Executive Manager	General	-	-	200,000	1,200,000
IN1217	**Community Engagement Survey - Strategy and Action Plan**	Manager Integrated Planning and Performance	General	-	-	100,000	-
Goal 2: Fairfield City is financially sustainable and responsible.							
Strategy 4: Deliver financial sustainability and seek diverse investment opportunities.							
IN666	**Road Closure of Council's Surplus Road** Road closure of Council's surplus road bound by Prospect Road, Premier Street and Senior Street, Canley Vale.	Manager Property Strategy and Services	General	89,782	-	-	-
IN890	**Sustainable Resource Centre Expansion - Stage 3** Expand the boundary to the east to accommodate stockpiled material.	Operations Manager City Services	General	300,000	-	-	-
IN1013	**Concept Design of Sustainable Resource Centre - Master Plan** Develop a Master Plan with concept design to develop the Sustainable Resource Centre.	Manager Property Strategy and Services	Property Development Fund	100,000	Year 2	Year 3	Year 4

Theme 5 - Good Governance and Leadership Projects							
ID No	Project Name and Description	Responsible Officer	Funding Type	2025/26 $	2026/27 $	2027/28 $	2028/29 $
Goal 3: Accountability.							
Strategy 1: Implement robust risk management frameworks, ensuring strong corporate governance to minimise risks and enhance decision-making processes.							
~~IN1017~~	~~**Data Discovery/ Management Tool** Implement AI assisted software tool that allows a holistic view and management of all Council's information assets in real time.~~	~~Chief Information Officer~~	~~General~~	~~150,000~~	-	-	-
~~IN903~~	~~**Vehicle Telematics Platform** Introduce vehicles telematics platform for trucks and heavy plant for better fleet management.~~	~~Operations Manager City Services~~	~~Domestic Waste Management Reserve~~	~~100,000~~	-	-	-
IN443	**Integration of Payroll and Timesheets - Implementation** Implement an integrated payroll and timesheet systems that manages, measures and improves workforce productivity across all worksites.	Chief Information Officer	General	158,785	-	-	-
IN994	**MyQ Software Development** Implement a software interface that allows Council Officers to interact in real time with corporate systems such as Peoplesoft Work Order Management System and Authority CRM system.	Chief Information Officer	General	49,542	-	-	-

Business Continuity and Insurance Major Program

ID No.	Description	Responsible Officer	Funding Type	2025/26 $	2026/27 $	2027/28 $	2028/29 $
MPBCI	**Business Continuity and Insurance** Actions that have been developed to ensure Council has a strong risk program in place to align its risk appetite and commitments identified in the Delivery Program and Operational Plans.	Director People and Culture	Service Budget	Year 1	Year 2	Year 3	Year 4

Financial Sustainability Major Program

ID No.	Description	Responsible Officer	Funding Type	2025/26 $	2026/27 $	2027/28 $	2028/29 $
MPLTFP	**Long Term Financial Plan** Identify deliverables from the Long Term Financial Plan working towards ensuring Council remains financially sustainable into the future.	Manager Finance	Service Budget	Year 1	Year 2	Year 3	Year 4

Fleet and Stores Management Major Program

ID No.	Description	Responsible Officer	Funding Type	2025/26 $	2026/27 $	2027/28 $	2028/29 $
MPFR	**Fleet Renewal Program** Renewal of Council operational light passenger fleet required to deliver services to the community.	Manager Infrastructure Services	General	391,000 ~~1,051,000~~	1,004,300 ~~1,452,000~~	1,300,000 ~~1,310,000~~	1,000,000 ~~1,134,000~~
MPWPER	**Waste Plant and Equipment** Replacement of plant and equipment used by Waste and Cleansing to deliver the service.	Manager Infrastructure Services	Waste Reserve	1,064,400 ~~3,721,500~~	5,078,600 ~~4,763,600~~	5,876,000 ~~3,086,000~~	2,928,303
MPCPER	**Construction and Maintenance Plant and Equipment** Replacement of plant and equipment used for the construction of roads, and trade equipment to maintain buildings.	Manager Infrastructure Services	General	70,000 ~~1,545,000~~	1,286,600 ~~838,700~~	888,900 ~~270,500~~	819,000
MPPPER	**Parks and Gardens Plant and Equipment** Replacement of plant and equipment used for maintenance of parks and gardens.	Manager Infrastructure Services	General	994,100 ~~1,187,169~~	316,960 ~~82,000~~	294,100	226,000
MPSPER	**Sustainable Resource Centre** Replacement of plant and equipment used in the recycling of concrete and road materials to sell and use construction activities.	Manager Infrastructure Services	Sustainable Resource Centre Plant Reserve	0 ~~407,000~~	585,000 ~~230,000~~	55,000	-
MPWSPR	**Workshop** Replacement of plant and equipment used in the workshop.	Manager Infrastructure Services	General	172,350 ~~138,450~~	62,000 ~~46,700~~	12,600	27,100

Governance Major Program

ID No.	Description	Responsible Officer	Funding Type	2025/26 $	2026/27 $	2027/28 $	2028/29 $
MPGOV	**Governance** Identify deliverables from the Governance service statement that work towards ensuring Council fulfils its legal, financial, and ethical obligations into the future.	Executive Manager - City Management	Grant	5,000	Year 2	Year 3	Year 4

Information and Communication Technology Major Programs

ID No.	Description	Responsible Officer	Funding Type	2025/26 $	2026/27 $	2027/28 $	2028/29 $
MPICT	**Information and Communication Technology Renewal** Upgrade of the information and communication technology network including assets, systems, and contracts to ensure that they are maintained at the required service levels as identified in the asset plan.	Chief Information Officer	General	1,092,446 ~~1,110,262~~	645,000 ~~620,000~~	515,000 ~~620,000~~	515,000 ~~620,000~~
MPCCTV	**CCTV Camera Renewal** Renew CCTV throughout Fairfield LGA, includes required recording server renewal.	Chief Information Officer	General	107,000	70,000	107,000	107,000

People and Culture Major Program

ID No.	Description	Responsible Officer	Funding Type	2025/26 $	2026/27 $	2027/28 $	2028/29 $
MPWMS	**Workforce Management Strategy** Identify deliverables from the Workforce Management Strategy working towards ensuring Council's workforce continues to meet service needs into the future.	Director People and Culture	Service Budget	Year 1	Year 2	Year 3	Year 4

EXTRAORDINARY COUNCIL MEETING

Meeting Date 26 May 2026 **Item Number. 2**

SUBJECT: Adoption of the 2026-2027 Operational Plan including the 2026-2027 Pricing Policy, Fees and Charges

FILE NUMBER: 25/19061

PREVIOUS ITEMS: 14 - Public Exhibition - Draft 2026-2027 Operational Plan including the Draft 2026-2027 Pricing Policy, Fees and Charges - Outcomes Committee - 10 Mar 2026
41 - Information Report - Adoption of the 2026-2027 Operational Plan including the 2026-2027 Pricing Policy, Fees and Charges - Outcomes Committee - 05 May 2026

REPORT BY: Julie Lien, Acting Co-ordinator Integrated Planning and Reporting

RECOMMENDATION:

That:

1. The 2026-2027 Operational Plan (Attachment A of the report) including the 2026-2027 Pricing Policy, Fees and Charges (Attachment B of the report), including amendments, as outlined in Attachments C, D, E and F of the report, be adopted.

2. Council acknowledge and thank the respondents to the exhibition of the Draft 2026-2027 Operational Plan, including the 2026-2027 Pricing Policy, Fees and Charges, through the provision of a letter advising them of the outcomes of their submissions, as identified in Attachment E of the report.

SUPPORTING DOCUMENTS:

AT-A ⇩	Draft 2026-2027 Operational Plan	135 Pages
AT-B ⇩	Draft 2026-2027 Pricing Policy, Fees and Charges	121 Pages
AT-C ⇩	Proposed Amendments to the 2026-2027 Operating Position	1 Page
AT-D ⇩	Proposed Amendments to Service Statements and General Amendments	1 Page
AT-E ⇩	Community Submissions and Recommendations	18 Pages
AT-F ⇩	Proposed Amendments to Pricing Policy, Fees and Charges	1 Page

CITY PLAN

This report is linked to *Theme 5 Good Governance and Leadership* in the Fairfield City Plan.

SUMMARY

During its first year of office, Council developed its 2025/2026-2028/2029 Delivery Program, which outlined how it was going to work towards achieving the community's vision as identified in the 2025-2035 Fairfield City Plan over the next 4 years. The Draft 2026-2027 Operational Plan (Draft Plan) is the second year of the Delivery Program, which is developed to provide the detailed information for that financial year.

Some of the key highlights identified in the Draft 2026-2027 Operational Plan include:

- Commence construction of the Community Entertainment Centre at Fairfield Showground.
- Construction of a new inclusive district playground at Brenan Park in Smithfield.
- Upgrades to Fairfield City Open Libraries, including fit-out of Wetherill Park Library and development of a design for Bonnyrigg Library.
- Continued expansion of street beautification and landscaping programs to make the city more attractive.
- Upgrading local roads, kerb and gutter ($18.1m).
- Upgrading open spaces such as parks and reserve amenities, sportsgrounds and play equipment ($5.0m).
- Renewing buildings and facilities such as community centres, childcare, libraries and leisure centres ($2.8m).
- Constructing new and upgraded footpaths ($2.4m).
- Renewing of transport assets such as car parks, road bridges, bus shelters, street furniture and traffic facilities ($2.95m).

Council will be able to implement this Draft Plan with a budgeted operating surplus of $2.44m for the year ending 30 June 2027. This surplus will support Council not only in delivering these projects and programs, but also in continuing to undertake capital works investment into major projects and building works while providing affordable services and events for the community.

This report recommends the adoption of the Draft 2026-2027 Operational Plan (Attachment A) including the 2026-2027 Pricing Policy, Fees and Charges (Attachment B), which were publicly exhibited from 27 March 2026 to 29 April 2026 including the amendments (Attachment C, D, E and F) identified in the Report.

Background

The detailed information on the projects, services and major programs contained within the Draft Plan, have already been presented and discussed at a previous Councillor Briefing held in November 2025.

Since this Councillor Briefing, mandatory provisions from the new 2025 Model Code of Meeting Practice for Local Councils in NSW have come into effect from 1 January 2026, resulting in the inability to conduct confidential pre-meeting briefings. Based on this new regulatory requirement, further amendments to the Draft Plan were distributed via memorandum to councillors in February and May.

The outcomes from discussions at these briefings and feedback to the memorandum have been incorporated into the Draft Plan (Attachment A).

Public Exhibition

Council at its March 2026 Ordinary Council Meeting endorsed to place the Draft 2026-2027 Operational Plan including the 2026-2027 Pricing Policy, Fees and Charges on public exhibition for a minimum period of 28 days. The exhibition period commenced on 27 March and concluded on 29 April 2026 to allow for the collation and consideration of submissions received from the community.

A marketing campaign was delivered through a variety of mediums including on social media and online on Council's webpage www.fairfieldcity.nsw.gov.au/draftoperationalplan. In addition, hard copies of the draft documents were displayed at Council's Administration Centre, Libraries, Leisure Centres, Fairfield City Museum and Gallery and Fairfield City HQ.

Community members were encouraged to make submissions through social media, online via Council's webpage, as well as written submissions.

As a result of items raised in submissions, as well as new and updated information being available since the draft documents were placed on exhibition, a range of amendments are proposed through this report.

DRAFT 2026-2027 OPERATIONAL PLAN (Attachment A)

During its first year in office, Council is required to develop the 2025/26–2028/29 Delivery Program, which outlines how it will work towards achieving the community's vision as set out in the 2025–2035 Fairfield City Plan over the next 4 years. The Draft 2026-2027 Operational Plan represents the second year of this Delivery Program. It provides detailed information on how the community's vision, priorities and goals are translated into actions that fall within Council's responsibilities and available resources—time, money, assets and people. The Draft 2026-2027 Operational Plan outlines Council's proposed projects, services, major programs and budgets for the 2026-2027 financial year.

Amendments identified during the exhibition period to the projects, services and major programs contained in the Draft Operational Plan have been distributed via a memorandum to councillors with the following appendices attached:

- Detailed listing of projects and major programs with any additional projects and changes including locations identified during the exhibition period.

- Review of the submissions received during the exhibition period in relation to the Draft 2026-2027 Operational Plan including the 2026-2027 Pricing Policy, Fees and Charges which has been outlined in Attachment E.
- Forecast budget for the Draft 2026-2027 Operational Plan, including any proposed changes, potential impacts and key considerations or external factors that may influence the overall budget in Attachment C.
- Detailed listing of fees and charges with any additional changes in Attachment F.
- Minor adjustments such as the service statement and general amendments (indicator measures, formatting, grammar, etc.) that have limited budget impacts in Attachment D.

The outcomes following the distribution of these appendices have been incorporated into Attachments C, D, E and F of the report. Some of the key considerations are as follows:

1. Draft Long Term Financial Plan –2025/26-2028/29 Delivery Program (Draft 2026-2027 Operational Plan) budget impacts

The Long Term Financial Plan established forecasts for each year of the Draft Delivery Program. Each year Council is required to review these forecasts when developing the next Operational Plan against any changes to these forecasts and their impacts on the budgets for that year.

The forecasts and changes to these were reviewed during the development of the Draft Plan with a number of key considerations and impacts identified as having a positive and/or negative impact on the financial budgets.

These impacts include the following:

- Rate Peg is not keeping pace with salary increases and cost growth.
- Financial Assistance Grants at risk with NSW Grants Commission advising it is likely that Council's allocation will reduce in future.
- Parking enforcement (fine) income has reduced compared to prior years (> $2.0m) due to legislative changes to method of issuing fines by Council since 1 July 2025.
  Council is responsible for managing the financial impact of both revenue reduction and the operational change arising from this State Government legislative change.
- Investment income – there will be a short-term increase as the RBA increases cash rates to manage inflationary pressures, but economists and the Federal Government (May budget papers) expect inflation to normalise by mid-2027. Therefore, likely to reduce during final 2 years of the Delivery Program.
- Cost pressures arising from Middle Eastern conflict, with there being an oil pass through impact on both non-fuel prices and fuel costs.
- Rising costs to maintain and renew Council's $2.7 billion portfolio of infrastructure assets required to support the growing needs of the community.
  There is currently significant pressure on construction costs due to the oil pass through impact on costs, supply chain and workforce management issues in the industry.

- Availability of grant funding and cost shifting from State to Local Government (Emergency Services Levy increased by $1.26m in 2024 (62.8%) and will increase by a further $0.40m (12.7%) in 2027, Dam Safety Levy introduced in 2025-26 financial year, etc).
  In addition, subsidised funding for infrastructure services is growing by less than inflation and the underlying costs incurred to deliver the service (Traffic Lighting subsidy increased by 2.0% in 2026 and 2025, etc).
- Waste disposal costs – rising disposal rates and increases in State Government's S.88 Levy (majority of cost).
- Electricity costs – rising costs with no immediate reduction likely without Federal Government intervention.
- Maintenance and operating costs – increased costs to maintain expanded asset and facilities base.
- Depreciation – impacts of revaluation of park infrastructure assets (2026) and buildings (2028).
- Maintaining Fit for the Future financial benchmarks in order to remain financially sustainable.

2. Financial Overview (Attachment C)

Council will be able to implement this Draft 2026-2027 Operational Plan because it is in a strong financial position with a budgeted operating surplus of $2.44m for the year ending 30 June 2027.

Like every organisation, Council's financial results for the past 3 years have been heavily impacted by inflation and cost increases in materials and supplies. However, a history of prudent financial management means that Council continues to have the financial resources to invest in not only delivering these projects and programs, but also in continuing to undertake capital works investment into major projects and building works while providing affordable services and events for the community. Council will also meet all of the financial benchmarks set by the State Government during the 4 year period of the Delivery Program.

While Council has historically maintained operating surpluses, projections indicate that operating surpluses will not be achieved beyond the next 5 years due to the cumulative impact of increased cost shifting from the NSW Government, less government grant funding and rates income not keeping pace with cost increases. This is addressed in Council's Long Term Financial Plan, which will be submitted for adoption at the June Ordinary Council meeting.

The following tables summarise the source and use of funds in the Draft 2026-2027 Operational Plan including the proposed amendments identified during the exhibition period as detailed in Attachment C.

Source of Funds	Amounts shown in $000's
Rates and Annual Charges	144,182
User Charges and Fees	22,159
Interest and Investment	9,195

Source of Funds	Amounts shown in $000's
Other Revenue	15,028
Other Income	10,239
Grant and Contribution – Operational	30,918
Net Gain from Disposal of Assets	500
Total Operating Income	**232,221**

Use of Funds	Amounts shown in $000's
Employee Costs	99,276
Materials and Contracts	53,589
Other Expenses	31,955
Depreciation	44,836
Debt Servicing – Interest Paid	123
Total Operating Expenditure	**229,779**

Total Operating Surplus	**2,442**

It is recommended that the Draft 2026-2027 Operational Plan be adopted including the revised budget as identified in Attachment C.

3. Other Reports that will impact the 2026-2027 Operational Plan.

For Council's information, the following Council reports have been identified and incorporated into the proposed updates to the 2026-2027 Operational Plan.

Item No	Council Report Name
May 2026 Outcomes Supplementary Report Item No. 45	2025-2026 Operational Plan – Quarterly Report (January to March)
May 2026 Extraordinary Council Meeting Report Item No. 1	Adoption of the 2026-2027 Projects and Major Programs
May 2026 Extraordinary Council Meeting Report Item No. 3	Making of the Rates and Charges for 2026-2027

Council is advised that, as part of the Quarter 3 Report (January to March 2026), a number of preliminary carry forward projects have been identified for inclusion in the 2026-2027 Operational Plan. Carry forward projects refer to initiatives that were not fully completed within the current financial year and require their remaining funds and activities to be carried over into the next year to ensure continuity.

The majority of these projects are scheduled for completion in July—just beyond the current financial year. However, due to legislative requirements and the need to maintain appropriate funding, these projects must be itemised in a formal report.

4. Submissions Received (Attachment E)

During the exhibition period, Council received 120 written submissions in relation to the Draft 2026-2027 Operational Plan. A detailed listing of the issues, questions and responses to these have been provided in Attachment E. In summary these submissions included requests for park improvements, bus stop renewals, traffic flow and pedestrian safety matters, strategic land use planning and footpath construction.

From these submissions, Council has provided 3 recommendations, which are the introduction of 3 new projects to address pedestrian access and mobility, as well as the location of open space upgrades. The remaining requests raised by respondents have already been addressed through the Draft 2026-2027 Operational Plan. Approximately 44.2% of submissions relate to projects that are already programmed for delivery, require further site monitoring to determine appropriate solutions, or fall outside Council's direct responsibilities. In such cases, Council will continue to advocate to the relevant State Government agencies on behalf of the community. The remaining submissions include 20% that will be considered in the next Delivery Program, 10% that have been lodged as Customer Service Requests and the remaining 25.8% noted.

It is recommended that Council acknowledges and thanks the respondents that provided input on the Draft 2026-2027 Operational Plan through the provision of a letter advising them of the outcome of their submission as identified in Attachment E.

DRAFT 2026-2027 PRICING POLICY, FEES AND CHARGES (Attachment B)

Proposed Amendments (Attachment F)

During the exhibition there were 8 submissions received on the Draft 2026-2027 Pricing Policy, Fees and Charges. A detailed listing of the issues, questions and responses to these have been provided in Attachment E. In summary these submissions included requests for subsidised fees and amendments to increase utilisation and affordability. It is recommended that Council acknowledges and thanks the respondents that provided input on the Draft 2026-2027 Pricing Policy, Fees and Charges through the provision of a letter advising them of the outcome of their submission as identified in Attachment E.

From these submissions, Council has recommended no further amendments. However, internal reviews have identified minor amendments, which have been identified in Attachment F. In summary, these amendments include changes to more accurately reflect units of measure and fee inclusions, as well as a statutory fee increase as determined by the Office of Local Government, which are not required to be placed on public exhibition under Section 610F of the Local Government Act 1993.

It is also recommended that the Draft 2026-2027 Pricing Policy, Fees and Charges be adopted including the revised fees as identified in Attachment F.

CONCLUSION

This report recommends that the Draft 2026-2027 Operational Plan (Attachment A), including the Draft 2026-2027 Pricing Policy, Fees and Charges (Attachment B) be adopted by Council including amendments, as outlined in Attachments C, D, E and F of the report.

Julie Lien
Acting Co-ordinator Integrated Planning and Reporting

Authorisation:
Deputy General Manager & CFO

Extraordinary Council Meeting - 26 May 2026

File Name: **EACM26052026_3.DOCX**

***** END OF ITEM 2 *****

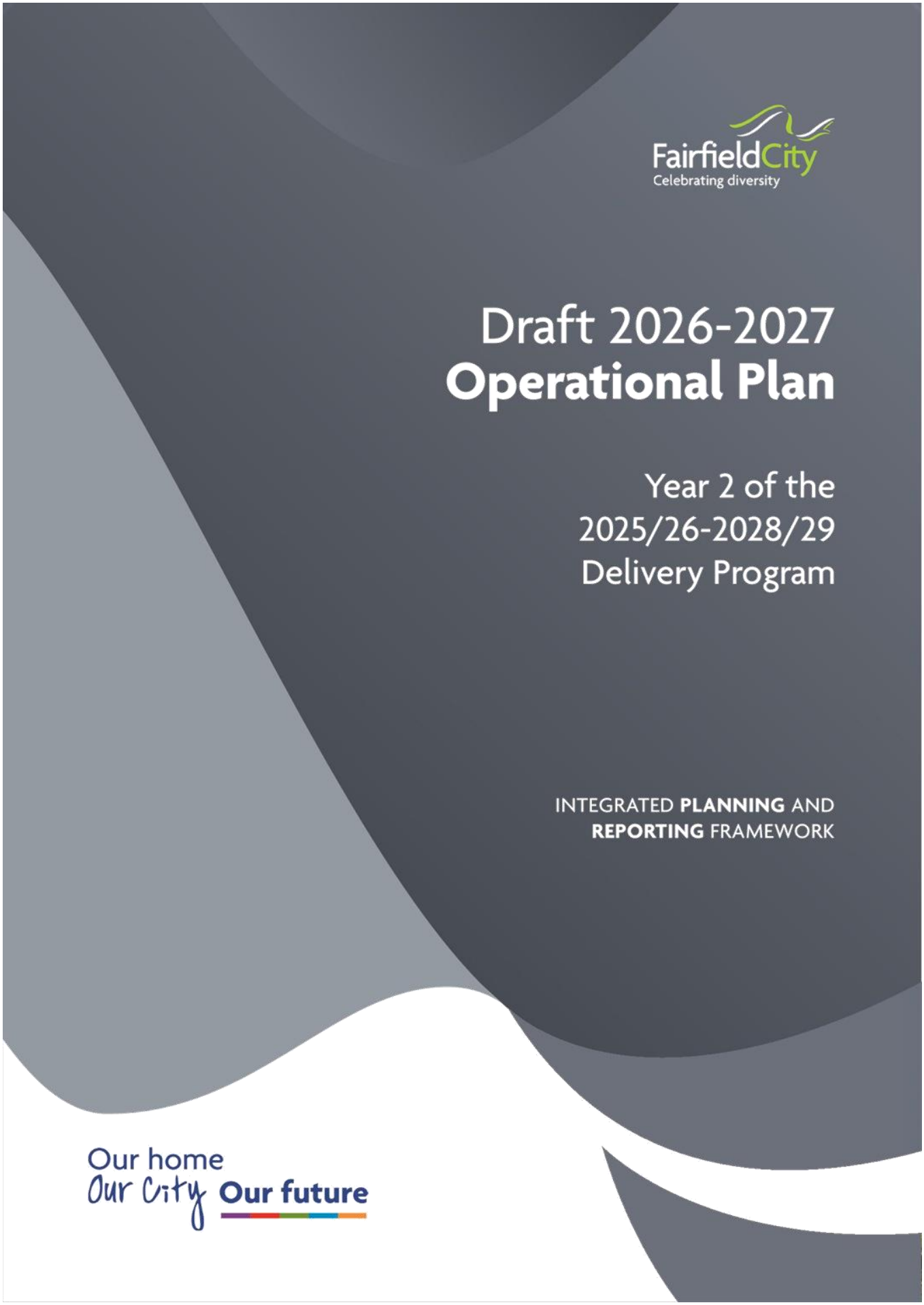
FairfieldCity
Celebrating diversity
Draft 2026-2027
Operational Plan
Year 2 of the
2025/26-2028/29
Delivery Program
INTEGRATED PLANNING AND
REPORTING FRAMEWORK
Our home
Our City Our future

Need help?

This document contains important information. If you do not understand it, please call the Translating and Interpreting Service on 131 450. Ask them to phone 9725 0222 on your behalf. Business hours Monday to Friday 8.30am-5pm.

ARABIC

للحصول على معلومات إضافية، يرجى الاتصال بمركز خدمة العملاء على الرقم ٩٧٢٥ ٠٢٢٢، أو بزيارة موقعنا الإلكتروني www.fairfieldcity.nsw.gov.au
إذا كنت بحاجة إلى مترجم فوري، يرجى الاتصال بخدمات الترجمة الهاتفية (TIS) على الرقم ١٣١ ٤٥٠ سعيا لمساعدتك.

ASSYRIAN

ܐܢ ܨܒܝܬܘܢ ܝܘܬܪ ܚܘܒܪ ܐ. ܙܡܘܪ ܙܘܢ ܥܠ ܡܪܟܙ ܫܘܬܦ ܠܠܩܘܚ ܘܠܡܕ ܒܡܝܠ 9725 0222 ـ ܕܝܠܘܢ. ܫܥ ܥܒ- ܚܡ.
www.fairfieldcity.nsw.gov.au
ܐ. ܫܡܫ ܒܝ. ܫܡ ܕܝܠܘܢ؛ ܐ. ܙܡܘܪ ܙܘܢ. ܡܢ ܥܒ. ܫܡܫ ܒܝܠܘܢ ܫܡܫ. ܒܝ 131 450 ܥܠ ܡܝܠ.

TRADITIONAL CHINESE

了解更多資訊，請聯絡客戶服務中心（電話：9725 0222）或訪問我們的網站
www.fairfieldcity.nsw.gov.au。
如果您需要傳譯員服務，請致電電話傳譯服務處 131 450尋求協助。

ITALIAN

Per ulteriori informazioni siete pregati di contattare il Centro Assistenza Clienti al numero 9725 0222 o di visitare il nostro sito web www.fairfieldcity.nsw.gov.au
Se avete bisogno di un interprete chiamate il Servizio di Interpretariato Telefonico al numero 131 450 per assistenza.

KHMER

ដើម្បីទទួលបានព័ត៌មានបន្ថែម សូមទាក់ទងផ្នែកសេវាកម្មអតិថិជនតាមទូរស័ព្ទលេខ 9725 0222
ឬចូលទៅកាន់គេហទំព័រ www.fairfieldcity.nsw.gov.au
ប្រសិនបើអ្នកត្រូវការអ្នកបកប្រែភាសា សូមទូរស័ព្ទ កិច្ចប្រឹក្សាអតិថិជនតាមទូរស័ព្ទ លេខ 131 450
ដើម្បីសុំជំនួយ។

SPANISH

Para obtener más información, póngase en contacto con el Centro de servicios al cliente llamando al 9725 0222 o visite nuestro sitio web en www.fairfieldcity.nsw.gov.au
Si requiere los servicios de un intérprete, llame al Servicio de Intérpretes Telefónicos al 131 450 para recibir asistencia.

VIETNAMESE

Để biết thêm thông tin, xin liên hệ với Trung Tâm Dịch Vụ Khách Hàng ở số 9725 0222 hoặc truy cập trang mạng của chúng tôi tại www.fairfieldcity.nsw.gov.au
Nếu quý vị cần thông dịch viên, xin gọi Dịch Vụ Thông Dịch Viên Qua Điện Thoại ở số 131 450 để được giúp đỡ.

National Relay Service
If you have a hearing or speech impairment, contact Fairfield City Council using the National Relay Service.

TTY users call 133 677 then dial 9725 0222.

Speak and Listen users with ordinary handset call 1300 555 727 then ask for 9725 0222.

Internet relay users
Log on to Internet relay and enter 9725 0222.

Our Commitment to Aboriginal and Torres Strait Islander Residents

Fairfield City Council (Council) acknowledges the Cabrogal people of the Darug nation as the traditional custodians of Fairfield City and pays its respect to the Elders past, present and emerging. The Cabrogal name comes from the 'cobra grub', an edible freshwater worm harvested from local creeks in the City that was a staple food for the clan. Council also recognises the spiritual relationship Aboriginal Australians have with the land and the right to live according to their own beliefs, values and customs.

In July 2000, Council signed a Local Government Commitment that both acknowledged and recognised Aboriginal and Torres Strait Islander people as the first people of Australia. It acknowledged their loss and grief caused by alienation from traditional lands, loss of lives and freedom, and the forced removal of children.

The signing of this significant agreement took place during National Aboriginal and Islanders Day Observance Committee (NAIDOC) Week to symbolise the vital partnership with the Aboriginal and Torres Strait Islander people in Fairfield City.

Council continues this commitment through the development of Fairfield City's fourth Aboriginal and Torres Strait Islander Reconciliation Action Plan 2023-2026. The Plan is based on the principles of Respect, Relationships and Opportunities. The implementation of the plan is guided by the Aboriginal Advisory Committee, *Warin Tiati*, which means 'let's talk' in Darug. The *Warin Tiati* advises Council on issues that affect the Aboriginal community.

Council annually holds a public flag raising ceremony for National Reconciliation Week to promote reconciliation, and an event to commemorate National NAIDOC week to show appreciation to First Nation's people.

Gulbanga Ngurragu Acknowledgement of Country

Cabrogal gulbangadyu ngurrayin wadyimanwa Fairfield City Council Ganunigang wagulra gulbangadyidyanyi miwanaba Dharugngai yura.

Fairfield City Council acknowledges the traditional country of the Cabrogal of the Darug Nation and recognises their ongoing relationship to land, place, culture and spiritual beliefs.

We pay our respects to Elders past, present and emerging and acknowledge the importance that Aboriginal and Torres Strait Islander people continue to play within the Fairfield community.

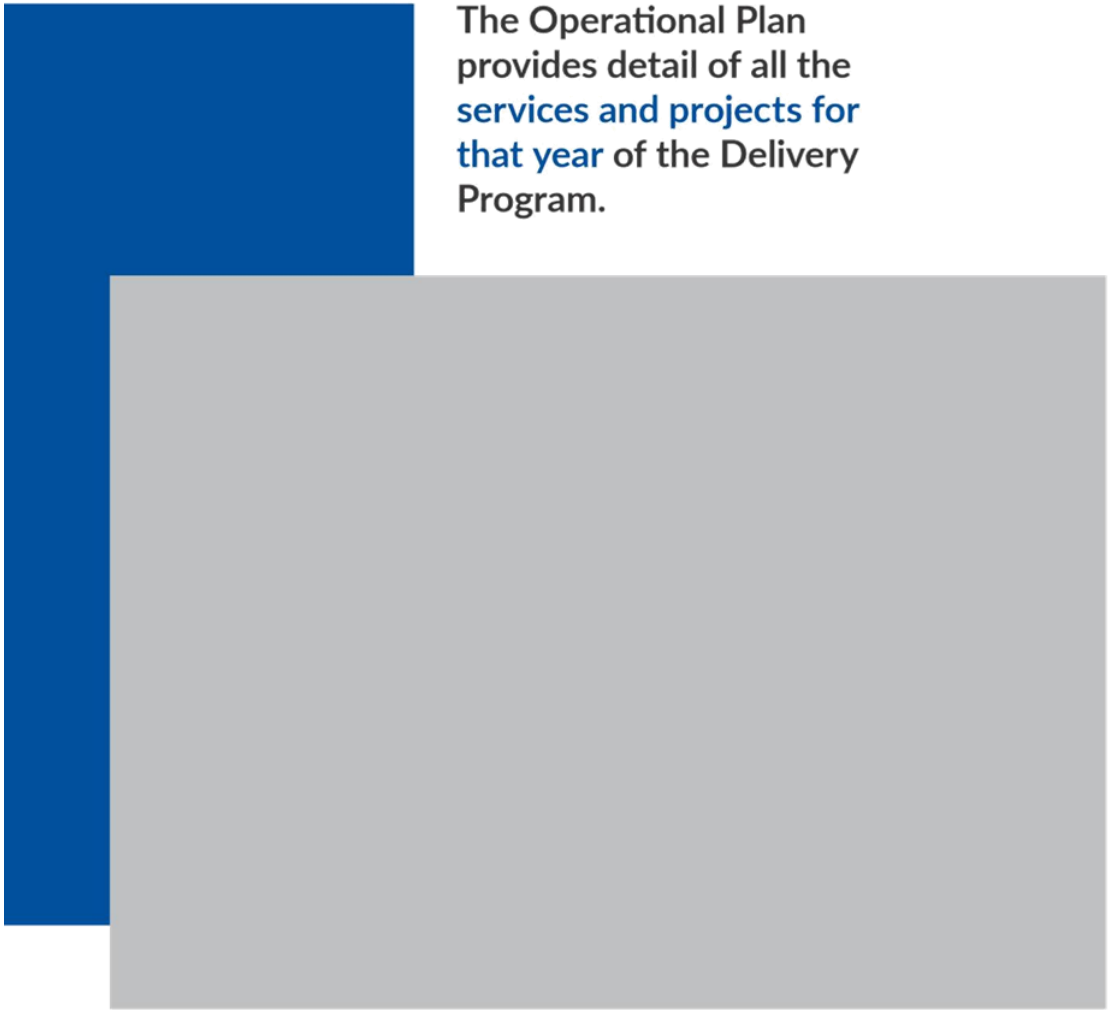

The Operational Plan provides detail of all the services and projects for that year of the Delivery Program.

Table of
Contents

Message from the Mayor	06
Introduction	08
Financial Overview	20
Services, Major Programs, and Projects Overview	29
Map of Construction Projects	48
Theme 1 Community Wellbeing	50
Theme 2 Places and Infrastructure	80
Theme 3 Environmental Sustainability	142
Theme 4 Strong and Resilient Economy	164
Theme 5 Good Governance and Leadership	182
Disability Inclusion Action Plan	220
2026/27 Capital Works Projects and Programs	222
Pricing and Revenue Policy	226
Reserves	228
Section 356 Grants	232
Appendix	254

Message from the

Mayor and General Manager



It is with great pride that we present Council's 2026-2027 Operational Plan.

The Operational Plan is a reflection of Council's commitment to deliver the community's vision, priorities and goals as identified in the 2025-2035 Fairfield City Plan. We do this while continuing to provide the lowest residential rates in Western Sydney and still have robust investment in the future of our City.

To strengthen our City, Council has budgeted over $69.24 million for capital works programs and projects, made possible through comprehensive long term financial sustainability plans, which are designed to maintain a strong financial position in the face of increased costs, increased cost-shifting from the NSW State Government, and less available government grant funding.

Important programs, projects and events our community can expect to be delivered include:

- Commence construction of the Community and Event Centre at Fairfield Showground.
- Installation of new playgrounds and fitness equipment across key parks, including Brenan Park, Smithfield; Longfield Park, Cabramatta; and Allambie Park, Bossley Park.
- Delivery of free activities for our residents, including our popular beach bus program and spring activity program at Fairfield Showground.
- Supporting housing affordability with the extension of our First Home Buyers Support program.
- Continuing the beautification of our streets and town centres – such as upgrades to our planter boxes, public art wraps on utility infrastructure, and designs for our street signs and gateways.
- Reinforcing our local infrastructure, such as roads, kerbs and gutters, footpaths, and car parks.
- Delivering our community events program, including the Cabramatta Moon Festival, Bring It On! Festival, Lunar New Year celebrations, and the Illuminate new year's eve event.

"We look forward to working with our residents to continue to make our city vibrant, safe, connected and an inclusive place for all".



To support the growth of our City, we are also making significant investments in strategies for cleanliness across our major town centres, education in waste management, and master plans for our community assets, ensuring our services remain efficient, responsive, and cost-effective. With the development of a Litter Prevention Strategy and Litter Roadmap, we hope to achieve our community's number one priority of Cleaner Streets and Public Areas.

Council remains a vocal advocate for our community, championing key priorities such as affordable housing, improvements to public transport, road safety enhancements, and securing funding for natural resource and waste management strategies.

Additionally, following our ongoing campaign to upgrade Fairfield Hospital, the NSW Government has commenced the $550 million expansion and upgrade, with an additional $80 million from the Australian Government for expanded emergency department facilities. The first stage of construction is to prepare the site for development, including expansion of existing car parks.

Despite ongoing economic pressures, our prudent financial management ensures that Council remains in a strong financial position, with a budgeted operating surplus of $2.45 million. This means we can continue to invest in key city-building projects while maintaining high-quality community services and programs.

This year will be filled with continued upgrades into our City's infrastructure and delivering our robust community events, and we look forward to working with our residents to continue to make our city a vibrant, safe, connected, and inclusive place for all.

[redacted]

Frank Carbone
Mayor of Fairfield City

Bradley Cutts
General Manager

What is the

Integrated Planning and Reporting Framework?

The Local Government Integrated Planning and Reporting (IPR) Framework is a legislative requirement for all NSW councils. Councils are required to develop a series of long, medium and short-term plans to ensure councils are more community focused, responsive and sustainable in the long term.

What are the Plans in the Framework?

Fairfield City Council's IPR Framework is made up of a number of plans including:

- Fairfield City Plan (Community Strategic Plan) (10 years)
- Delivery Program (4 years)
- Operational Plan (1 year)

These plans are informed by a Resourcing Strategy (10 years) that is made up of:

- Long Term Financial Plan (money)
- Asset Management Policy, Strategy and Plans (assets)
- Workforce Management Strategy (people)

What are the Reports in the Framework?

Council reports on these plans and the progress towards achieving the community's vision, priorities, and goals through the following reports:

- State of Our City Report - reports on the Fairfield City Plan
- Annual Report - reports on the Operational Plan
- Quarterly Reports - reports on the Operational Plan (Financial) and Delivery Program (Services, Programs and Projects)

The IPR Framework is a legislative requirement for all NSW councils.



About the
Operational Plan

An Operational Plan is developed for each year of the Delivery Program and provides the detail of the services and projects to be implemented for that year of the four year Delivery Program.

The 2026-2027 Operational Plan (Operational Plan) is a comprehensive listing of all the works to be undertaken with specific locations, costs, and service outputs identified for the community's information.

These include the detailed programs for asset renewal including roads, open space, and buildings, and the specific details on the projects due to be implemented that year.

How do we Report?

Council updates the community about its progress and any amendments required on services, major programs, and projects every three months in Council's Quarterly Reports. This includes tracking Council's overall performance, achievements, and key highlights.

The Annual Report is a comprehensive report on Council's achievements, including key highlights, service efficiencies, and financial position after the implementation of the Operational Plan each year.

The Operational Plan, Delivery Program and Annual Report (and other IPR documents) are publicly available to view on Council's website at: www.fairfieldcity.nsw.gov.au/ipr

Council's Role

It is important to recognise Council is not wholly responsible for delivering on all elements of the Fairfield City Plan. Council's Delivery Program focuses on those activities where Council has a certain level of control over the outcome.

Council has a role to **deliver** a range of projects and services for the community including waste collection, libraries, childcare, maintenance of local roads and footpaths, public spaces, recreation facilities, events, and regulatory functions.

Council also builds and facilitates strategic **partnerships** with federal and state government agencies, private corporations, and a range of other service providers whose work will contribute towards achieving the community's vision, priorities, and goals.

When Council is not in direct control, Council gives voice to the needs and aspirations of the community by **advocating** for changes in policy and action at the relevant levels of government and industries to achieve the best outcomes for the Fairfield City community.

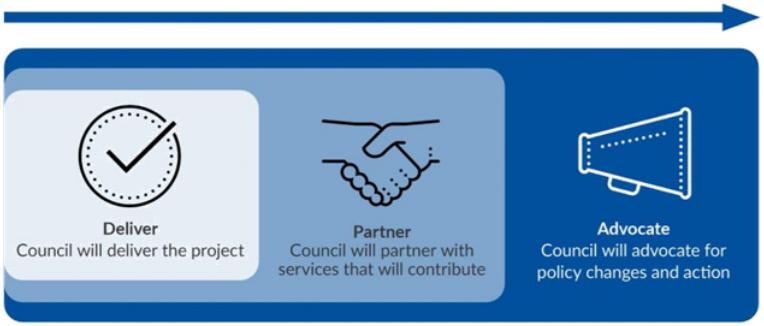

Council has already identified these stakeholders for partnerships and advocacy as part of the 2025-2035 Fairfield City Plan.

A Snapshot of
Fairfield City

210,771
Estimated population 2026

229,231
Projected population 2046

8.76%
Projected increase from estimated 2026 population

A diverse community

57.2%
of households have families with children

69.7% speak a language other than English at home

Vietnamese 21.1%
Assyrian 11.9%
Arabic 9.3%
Cantonese 3.7%
Khmer 3.3%
Spanish 2.3%

53%
of residents were born in countries where English is not the first language

Housing choice

9.8%
high density dwellings

18.7%
medium density dwellings

70.7%
detached dwellings

Strong economy

70,113
local jobs (2024)

18,597
local businesses (2024)

$11.29B
Gross Regional Product in 2023/24

A resilient community

9.3%
require day-to-day assistance due to disability

13%
have a university qualification

91.3%
employed

What makes
Fairfield City Residents Unique?

The Fairfield City community has many unique features which distinguish the City from the immediate neighbours and the rest of metropolitan Sydney.

These unique features create many opportunities and challenges for achieving the community's vision, priorities and goals. Set out below is a summary of the unique features and how Fairfield City residents differ from the rest of Greater Sydney, NSW and Australia.

2021 Census	Our City	Greater Sydney	New South Wales	Australia
Median weekly household income	$1,369	$2,099	$1,849	$1,740
Medium and high density housing	29%	46%	35%	28%
Median weekly mortgage repayments	$461	$560	$500	$432
Median weekly rent	$390	$470	$420	$380
Lone person households	16.6%	22.2%	23.7%	24.2%
Households with children	57.2%	44.9%	41.5%	40.2%
Persons per household	3.20	2.68	2.57	2.52
Amount of social housing	7.7%	4.1%	4.0%	3.6%
Speak a language other than English	69.7%	37.4%	26.6%	22.3%
Speak English not well or not at all	22.9%	6.4%	4.5%	3.4%
No qualifications	58%	34.2%	35.9%	36.8%
Median age	39	37	39	38
Aging population (55 and over)	30.1%	26.3%	29.6%	29.1%
Aboriginal and Torres Strait Islander population	0.8%	1.7%	3.3%	3.2%
SEIFA index of disadvantage 2021*	814	1010	1000	1001
Households renting	36%	35%	31%	30%

* The SEIFA index assesses socio-economic disadvantage using various Census characteristics, with lower scores indicating higher levels of disadvantage. Fairfield has a SEIFA index of 814, the lowest average score in NSW.

Source: Australian Bureau of Statistics, Census of Population and Housing 2021. Compiled by .id (informed decisions).

Our
Elected Representatives 2024-2028

Fairfield City Council is divided into two electoral wards – Fairfield/Cabravale Ward and Parks Ward. There are thirteen elected representatives comprising of a popularly elected Mayor representing the City and six Councillors representing each of the two wards. Elected representatives are responsible for advocating and representing the interests of residents, property owners and businesses in Fairfield City.

The next Local Government election is due to be held in September 2028.









Council's
Committees

The Mayor and Councillors constitute the governing body of Council. As well as sitting as a full Council, there are a number of committees dealing with different aspects of Council activities that Councillors are required to be a part of. Each September, Councillors are appointed to Council's standing committees, in addition to the Mayor.

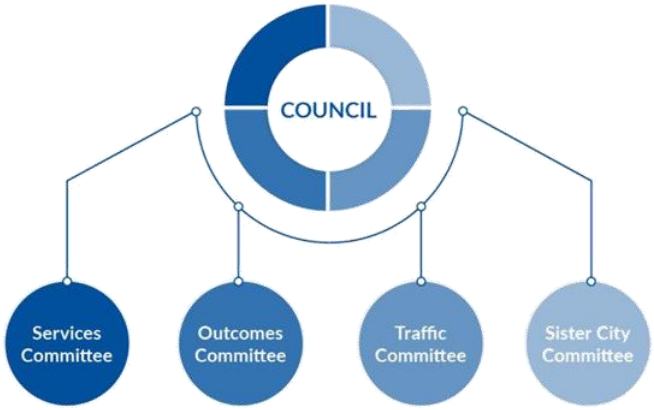

Members of the public are welcome to attend the Ordinary Council and/or Committee meetings. Prior to Committee and Council meetings members of the public can register to address the meeting regarding items listed on the agenda, provided that these are submitted in writing by 12.00pm on the day of the meeting and meet the relevant criteria.

For more information and specific meeting dates and times:

- Visit Council's website:
  www.fairfieldcity.nsw.gov.au/councilmeetings
- Call us on 9725 0226
- Write to us at PO Box 21, Fairfield NSW 1860
- Email us at:
  governance@fairfieldcity.nsw.gov.au
- Refer to Council's Code of Meeting Practice on Council's website

Further information can also be found by:

- Following us on Facebook and Instagram:
  www.facebook.com/fairfieldcity
  www.instagram.com/discoverfairfield
- Subscribing to Council's City Connect Newsletter
  www.fairfieldcity.nsw.gov.au/Your-Council/Council-Publications/City-Connect-Newsletter

Council's
Organisational Structure



Council's Strategic Direction

Council will continue to work towards the community's vision and top priorities as identified in the 2025-2035 Fairfield City Plan.

Many of the new projects being delivered over the coming financial years address these needs and priorities for the community. Issues such as better public transport and access to education are primarily the responsibility of State Government. Council will continue to advocate on behalf of the community for improvements in these services.

Community's Vision

Council does not have a specific vision statement, as it sees its role as working towards the community's vision that is "Fairfield is a vibrant, safe, connected, and inclusive City, celebrating and embracing our diversity".

Council
Directorates and their Functions

Council's Mission

Council is committed to delivering quality services that meet the needs of its community as identified in the 2025-2035 Fairfield City Plan. Fairfield City Council will deliver these services in accordance with its Mission Statement to assist the community in achieving its vision for the City.



Community's
Top Priorities

The community engagement in 2024 asked residents to define what they like about living in the Fairfield City, what they would like to change, and then to prioritise what they want to see achieved in the future. As a result, a list of the top eleven priorities for 2025-2035 were identified.

Priority 1
Cleaner Streets and Public Areas

Priority 2
Attractive and Lively Town Centres

Priority 3
Inviting and Well Used Commnity Places and Parks

Priority 4
Affordable Housing (Apartments, Townhouses, and Duplex)

Priority 5
Connected Transport Systems, including Regional Links

Priority 6
Car Parking Spaces

Priority 7
Health, Medical Facilities and Services

Priority 8
Schools, Universities, Colleges, and TAFE

Priority 9
Safe Street and Public Spaces

Priority 10
Job Opportunities

Priority 11
Tourism throughout the City



Financial Overview

2026-2027 Operational Plan Budget

Council has a proud history of generating operating surpluses which has enabled it to meet Fit for The Future ratios and achieve financial sustainability targets for a number of years. Prudent financial management allowing it to budget for an operating surplus of $2.452m for the 2026-2027 financial year, despite the impact of cost shifting from the NSW State Government, and grant funding increases not keeping pace with increases in the cost of the underlying service.

Council's budgeted operating income minus its budgeted operating expenses (see the following charts for details), results in an operating surplus of $2.452m. From this operating surplus, Council deducts capital income and capital expenditure and adjusts for cash and non-cash items in order to arrive at a net cash deficit for the year of $3.662m. This net cash deficit for the year includes funding for a significant capital investment program of $69.239m. Details of the individual capital items are listed under each of the theme areas within the 2026-2027 Operational Plan.

A history of prudent financial management means Council has the financial resources to fund a small cash deficit, invest in community infrastructure and deliver a large pipeline of capital works, which creates jobs, opportunities and services for the community.

The useful life of assets, and engineering technological improvements, will continue to be an integral part of asset management due to the related depreciation costs. Depreciation costs represent 20% of total operational costs and is based on the estimated fair value of Council's infrastructure, property, plant and equipment which is in excess of $2.7 billion.

Employee costs represent 43% of Council's total costs, which incorporates an industry award increase for the 2026-2027 Operational Plan. Some of the strategies to manage salaries and wages in the 2026-2027 Operational Plan are to promote multi-skilling, continue with full analysis of productivity improvements and cost containment initiatives, manage staff leave entitlements to minimise long term accrual of leave and carefully manage supplementary consultancy costs.

Most revenue and expenditure projections for the Operational Plan have been based upon the expected Consumer Price Index except for:

- Rating Revenue – Rate movements are set by the Independent Pricing and Regulatory Tribunal (IPART). IPART has set a general increase cap at 4.0% for 2026/2027 based on movements in indices reflecting Council costs.
- Storm Water Levy Revenue – This is capped by legislation and remains unchanged from the current levy of $1.600m per year. The Levy has not increased for over 20 years.
- Domestic Waste charges – An increase of 2.0% has been included in the 2026-2027 Operational Plan due to rising waste disposal costs and the increase in the State Government's S.88 Levy. The magnitude of the increase in the Domestic Waste Charge to residents has been mitigated by the financial benefit of prudent management of Council's domestic waste disposal contracts.
- Financial Assistance (FA) Grants for councils – In 2013 the NSW Government introduced a new allocation model for FA Grants, which has resulted in a $0.60m reduction in FA Grants received by Fairfield City Council compared to 13 years ago. The reductions ceased several years ago when the negative floor was removed from the allocation model so the 2026-2027 Operational Plan assumes that there will not be a reduction in FA Grants. However, the Local Government Grants Commission has announced it is no longer possible to adequately fund financially disadvantaged rural councils under the current allocation model. This may result in a reduction in FA Grant funding to Council in future years. The FA Grant reduction of 5.5% compared to 13 years ago has occurred during a period when CPI increased by 35.6%. Therefore, Council has already experienced a real reduction in FA Grant funding of greater than 40% in inflation adjusted terms.
- Employee expenses are impacted by an industry award increase effective 1 July 2025.
- Interest Income - reflects impact of likelihood Reserve Bank of Australia will retain cash rates at current levels to return inflation to its target range.
- Interest Expense – costs are based on the Hughes St Carpark loan agreement. The majority of the loan is fixed interest taken out at a time when interest rates were at historical lows.
- Depreciation expense – incorporates the impact of 30 June 2025 revaluation of infrastructure assets, the estimated impact of the 30 June 2026 revaluation of Park Recreational Assets, and the capitalisation of new works during the year ending 30 June 2026, which will impact budgeted depreciation for 2026-2027.
- Fairfield City Trial Assistance to First Home Buyers Scheme - Council decided to introduce a scheme from 1 July 2024 to provide relief for first home buyers of new dwellings. Budgeted costs are based on historical numbers of successful applicants for the NSW State Government First Home Buyers Grant.

Loan Borrowings

No new external funding has been included in the 2026-2027 Operational Plan period.

Council is currently servicing an existing loan used to finance the construction of the Hughes Street carpark in Cabramatta. The interest cost for this loan is reflected in the 2026/2027 Operating Statement.

Grants

Grant income of an operating nature of $30.883m is expected to be received from Government agencies. These include:

Category	Federal ($,000)	State ($,000)	Total ($,000)
Financial Assistance Grants	10,830	-	10,830
Child Care Contributions	5,134	10,544	15,678
Roads and Bridges	-	1,203	1,203
Libraries	-	801	801
Community Care Grants	-	399	399
Other	-	1,972	1,972
Total	**15,930**	**14,979**	**30,883**

2026-2027

Operational Plan Budget

Category	2025/26-2028/29 Delivery Program 2026-2027 Operational Plan	2026-2027 Operational Plan Budget
		All Amounts Shown in $000's
Operating Income		
Rates and Annual Charges	142,522	143,367
User Charges and Fees	23,197	22,160
Interest and Investment	7,315	7,019
Other Revenue	16,964	16,028
Other Income	9,354	10,239
Net Gain Disposal of Assets	500	500
Grant and Contribution - Operational	26,113	30,883
Total Operating Income	**225,965**	**230,196**
Operating Expenditure		
Employee Costs	96,623	99,276
Material and Contracts	53,688	52,804
Operational Expenses	28,535	30,704
Depreciation	45,481	44,836
Debt Servicing - Interest Paid	139	123
Total Operating Expenditure	**224,466**	**227,744**
Operating Surplus/(Deficit)	**1,499**	**2,452**
Capital Expenditure and Income		
Asset Sales	280	280
Capital Income	27,045	26,104
Capital Works Expenditure	(68,232)	(69,239)
Debt Servicing - Principal Repaid	(1,578)	(1,011)
Cash Movement Adjustments		
Purchase of Securities	(4,300)	(4,300)
Loan Proceeds	0	0
Non-Cash Movement Adjustments		
Add Depreciation	45,481	44,836
Net Assets Movement	(699)	(3,037)
Employee Leave Entitlement Provision (Increase)/Decrease	261	253
Capital and Funding Items	**(1,742)**	**(6,114)**
Cash Surplus / (Deficit)	**(243)**	**(3,662)**

Operating Income
Rates: Local taxes levied by Local Government based on property values. Annual Charges: primarily Domestic Waste charges to recover cost of service. User Charges and Fees: A charge or fee made in relation to a specified service provided by Council. Interest and Investment: Interest received from financial institutions on Council investments. Other Revenue/ Income: Other income not included above. Grant and Contribution - Operational: Income received from agreements with funding bodies towards the provision of Council services.

Operating Expenditure
Employee Costs: All costs related to employees including wages and salaries, employee leave entitlements, superannuation etc. Materials and Contracts: Includes all materials and contracts used in delivering operational activities. Operational Expenses: Domestic Waste and Emergency Services Levy costs. Depreciation: Estimated amount by which Council's assets will deteriorate by in the 2025-2026 financial year. Debt Servicing - Interest Paid: The amount that is paid to financial service providers for borrowings and under lease agreements.

Capital Expenditure and Income
Asset sales: Amount received from sales of Council assets. Capital Income: Grant funding and contrbutions from developers to contribute to maintenance and renewal of assets. Capital Work Expenditure: Costs related to capital works. Debt Servicing - Principal Repaid: Payments made to reduce debt (excluding interest).

Cash Movement Adjustments
Purchase of Securities: Funds to purchase financial investments. Loan Proceeds: Loan received from financial institutions.

Non-Cash Movement Adjustments
Add Depreciation: Estimated value of depreciation from above. Employee Leave Entitlement Provision: Payments made to employees.

Cash Surplus / (Deficit)
The balance of income vs expenditure. The result is negative, which means that expenditure exceeds income. This is possible due to prudent financial management in prior years...

Sources of Operating Income

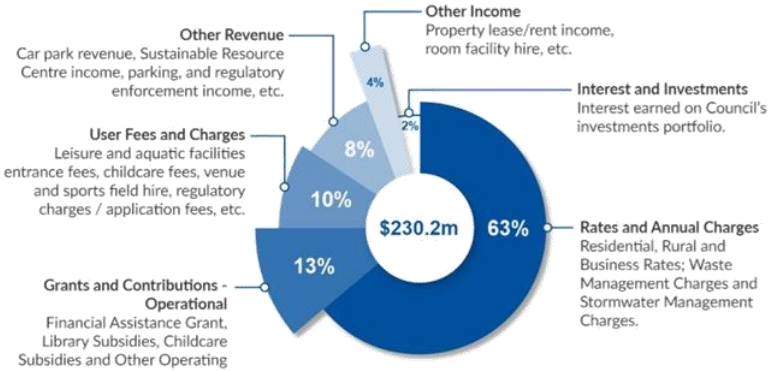

Areas of Operating Expenditure

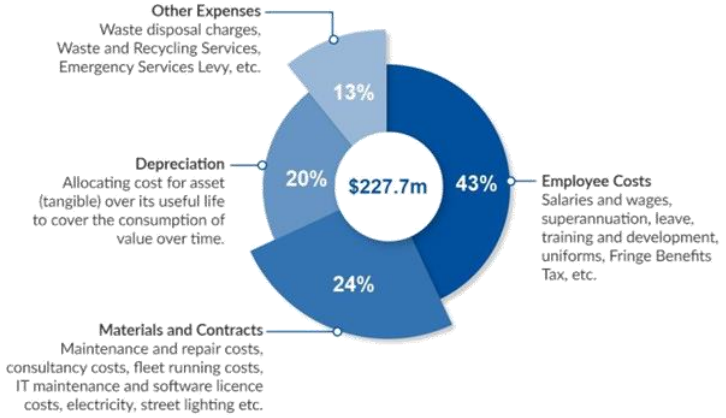

Long Term Financial Plan -
Productivity and Cost Containment

Council has been working on efficiencies, productivities and cost containment for a number of years and has generated savings and productivity improvements.

A number of factors have influenced Council in recent years to ensure a consistent and effective program is in place to achieve efficiencies in our service delivery. Some of these relate to increases in building material and contractor costs due to supply chain and workforce management issues, increased cost shifting from the State Government (Emergency Services Levy), growth in electricity charges, increases in domestic waste disposal costs due to local and international regulatory changes, and increasing employee costs. There is also growing pressure on Council's depreciation charges resulting from restating Council's substantial infrastructure, property, plant and equipment (currently $2.7 billion) in terms of estimated fair values.

Identification and implementation of efficiency measures assist in maintaining levels of service across the organisation. Deeper savings potentially arise from changes to services and their level of service.

As part of this process, the following priority areas have emerged:

- Process improvement and re-engineering
- People development and service alignment including multi-skilling
- New and improved systems
- Reviewing how Council procures
- Reviewing asset management practices
- Identifying new sustainable revenue sources
- Undertaking service reviews

Service Area and Output	Theme	Responisble Officer	Action Undertaken	Amount	Revenue or Savings Identified	Outcome
Financial Management Casuals, temporary and admin staff	5	Manager People and Culture	Centralised administration, seasonlised management of temporary and casual staff	$200,000	Savings p.a.	Included in the 2026-2027 Operational Plan
Financial Management Manage leave entitlements	5	Chief Financial Officer	Reduce leave entitlements balance by 1%	$200,000	Savings p.a.	Included in the 2026-2027 Operational Plan
Procurement Improved procurement practices	5	Manager Procurement	Improved procurement practices and competitive panels providing more complete details of works	$500,000	Savings p.a.	Included in the 2026-2027 Operational Plan
External Services Service level review through Simultaneous Multi-Attribute Trade Off Grid	5	Manager Integrated Planning and Performance	Reviewed external services to ensure they continue to meet the priorities of the community identified in the 2025-2035 Fairfield City Plan, and Service Levels and Indicator Survey through Simultaneous Multi-Attribute Trade Off Grid	N/A	N/A	Included in the 2026-2027 Operational Plan
Information and Communication Technology	5	Chief Information Officer	Identify Business Improvement solutions through identification and implementation of emerging technology and optimisation of existing software	N/A	N/A	Included in the 2026-2027 Operational Plan



Future Productivity Improvements and Cost Containments

Council's Long Term Financial Plan has identified a trend of expenses increasing at a faster rate than revenue. This results in forecasting increasing deficits unless the rate of increase is matched or revenues increase faster than expenses. In order to address this issue, Council needs to work on a range of efficiencies to manage expenses responsibly moving forward and to look for sustainable revenue sources.

The identified issue is a two sided equation – productivity and cost containment – and efficiencies also need to examine revenue options. Some examples of programs relating to improved revenue streams (ongoing and one off returns) and cost containment are:

- Property Development Fund – rationalisation and disposal of surplus underutilised assets – one off capital return on investment through land sales
- Strategic Portfolio Area – Commercial Opportunities – coordinated approach to identifying, assessing and implementing proposals with appropriate return on investment and risk profiles
- Sustainable Resource Centre – commercial operation to recycle road materials. Generates profits and reduces landfill costs for Council operations
- Dutton Plaza - commercial operation to provide retail shopping facilities. Generates profits and accommodates demand for retail space in Cabramatta
- Staff leave management including Christmas shutdowns and productivity improvements from structural alignments and technology
- Continued focus on Asset Management to contain depreciation expenses
- Procurement efficiencies - expand the number of competitive panels across a wider range of services and continue to provide detailed schedules of works in order to achieve more competitive pricing.
- Information technology initiatives – development of streamlined solutions to make it easier for residents to deal with Council and to make Council more accessible.

Service Reviews

What are Service Reviews?

The Integrated Planning and Reporting Guidelines were updated in September 2021 and introduced a new requirement to conduct reviews of Council's services. A service review is a formal process that considers the cost, quality, and efficiency of a council service, and assesses whether the current mode of delivery is appropriate.

Why Have Service Reviews Been Introduced?

The primary objective of service reviews is to ensure councils secure their long-term financial sustainability through efficient and cost-effective delivery of services and respond to changing community priorities and needs.

It is important to note that service reviews should not focus entirely upon improving the financial position of councils but rather a strong emphasis should be placed upon improving the quality of services while remaining financial sustainable.

What are the Benefits of Service Reviews?

The benefits and opportunities of service reviews are:

- Service and activity improvements
- Cost savings
- Service level adjustments
- Alternative modes of service delivery
- Improved resource usage
- Customer experience

What We Plan to Deliver in 2026-2027

The 2025/26 – 2028/29 Delivery Program is the second of our Delivery Programs to incorporate a Service Review Program as part of its core planning and reporting.

- In 2022/23, Council developed a methodology and framework for undertaking service reviews.
- In 2023/24, Council conducted Contract Management and Fairfield Showground service reviews.
- In 2024/25, Council conducted service reviews on Asset Depot Alignment as well as Store Management .
- In 2025/26, Council conducted a Traffic and Transport service review.

The 2026/27 Operational Plan will deliver the following action as part of this program:

Project Name and Description	Responsible Person	Funding Type	2026-2027 Budget $
Libraries Service Review	Deputy General Manager and Chief Financial Officer	Service Budget	$-

Council has already engaged with the community and other stakeholders to determine service level expectations and appropriate measures through the Service Levels and Indicator Survey. The survey findings with Council's individual principal services have been included within each service throughout the 2025/26-2028/29 Delivery Program.

How Will We Measure and Evaluate Service Reviews?

Once a service review is conducted it is important to measure and evaluate the benefits gained from incorporating any actions or recommendations that were identified. The outcomes of the service reviews will be reported in Council's Annual Report, which will be publicly available on Council's website.



How does the Fairfield City Plan link to the
Delivery Program?

The Fairfield City Plan outlines the long-term vision and aspirations of the community, setting strategic priorities for the next 10 years. The Delivery Program bridges the Fairfield City Plan and Council's operational activities, translating these high-level priorities into actionable plans over a four-year period. It serves as Council's commitment to the community, detailing the services, major programs, and key projects that will be delivered to achieve the community's goals. Each action within the Delivery Program is directly aligned with the strategic objectives of the Fairfield City Plan, ensuring that Council's efforts remain focused and measurable.

The connection between the Fairfield City Plan and Delivery Program is outlined in the diagram below, including examples of its alignment throughout the Delivery Program.



Council
Services

Council is committed to delivering a wide range of services for the community to work towards achieving the community's vision, priorities, and goals as identified in the 2025-2035 Fairfield City Plan.

Services delivered by council are identified under two categories, external services (principal activities) and internal services (corporate activities) which are identified below.

External Services
(Principal activities)

- Building Control and Compliance
- Catchment Planning
- Children and Family Services
- City Connect Bus
- Communication and Marketing
- Community Business Hub (Fairfield City HQ)
- Community Compliance
- Community Facilities
- Customer Service Administration Centre
- Development Planning
- Economic Development
- Emergency Management
- Land Information Services
- Leisure Centres
- Library Services
- Museum and Gallery
- Major Events
- Natural Resource Management
- Place Management
- Property Strategy and Services
- Public Health and Environment
- Showground and Golf Course
- Social Planning and Community Development
- Strategic Asset Management – Civil and Built
- Strategic Asset Management – Open Space
- Strategic Land Use Planning
- Street and Public Amenities Cleaning
- Sustainable Resource Centre
- Traffic and Transport
- Waste Management

Internal Services
(Corporate activities)

- Business Continuity and Insurance
- Business Improvement
- Design Management
- Financial Sustainability
- Fleet and Stores Management
- Governance
- Information and Communication Technology
- Infrastructure Construction and Maintenance
- Integrated Planning and Performance
- Internal Audit
- Major Projects
- Parks and Open Space Operations
- People and Culture
- Procurement
- Quality Management and Assurance
- Records and Information Management

Note: All services have detailed outputs of what they deliver and individual budgets in the relevant Theme area identified by colour throughout this Delivery Program.

How every $100 is Invested in Our
Community

Here are some of the ways your rates are used to maintain and operate our existing assets for the benefit of our community. The following are the top services and how every $100 will be spent from the Operational service budget.

Roads and Transport Asset Maintenance and Renewal
$17.70
Maintenance of existing community road assets including roads and transport infrastructure and footpaths.

Infrastructure Construction and Maintenance
$9.89
Renewal of infrastructure assets.

Community Buildings Management
$7.54
Maintenance of existing community building assets.

Library Services
$6.93
Operations of five library locations, mobile lending services and our digital collection.

Leisure Centres
$5.33
Manage and maintain Council's three leisure centres, including public pools, Aquatopia, and the Fairfield Youth and Community Centre.

Parks and Open Space Operations
$4.92
Implement service levels in Council's Parks and Recreation (Open Space) Asset Management Plan.

Street and Public Amenities Cleaning
$4.63
Cleaning of streets and public amenities in the town centres, residential and industrial areas.

Strategic Asset Management - Open Space
$3.45
Ensures Council's parks, playgrounds, sportsfields and all Open Space assets are maintained.

Waste Management
$2.68
Domestic and commercial waste services and education.

Social Planning and Community Development
$2.42
Provide opportunities and enable residents who need support to participate in the economic, social and cultural life of the City.

Remaining 14 Internal Services: $23.84

Remaining 27 External Services: $10.67



Major Programs

Major programs are part of Council's service delivery and on-going program of works with the specific locations identified in each annual Operational Plan. An example is the continuous program of footpath renewal and the specific streets worked on each year are listed in the major program. Major programs are also listed within 'Service Outputs' to clearly identify their cost and ensure resourcing requirements are considered in the development of the Operational Plan.

Major programs can be categorised into two areas:

- Asset Renewal – To maintain assets at the level identified in Council's asset plans.
- Service Details – Significant service deliverables such as strategic plans and reviews.

The following table is a summary of major programs in the Operational Plan. They are listed under the relevant Theme and service where further information can be found.

Theme 1 - Community Wellbeing Major Programs				
Service	**ID No**	**Major Program**	**Description**	**Council's Role**
Goal 2: A healthy and active community through reliable services and opportunities.				
Strategy 3: Expand and promote access to affordable fitness programs and physical activities.				
Leisure Centres	MPLPER	Leisure Centres Renewal (All Sites including Aquatopia)	Provide ongoing refurbishment / upgrade of Leisure Centre assets and minor equipment (minor plant including filtration, disinfection, heating, various equipment etc).	Deliver
Goal 3: A proud diverse community that is celebrated.				
Strategy 1: Promote awareness and appreciation of cultural traditions through events such as multicultural festivals, art exhibitions, and food fairs.				
Showground and Golf Course	MPGR	Fairfield Golf Course Minor Equipment Replacement	Upgrade of small equipment/plant at Fairfield Golf Course.	Deliver
	MPSR	Showground Renewal	To maintain Fairfield Showground assets at an acceptable level to be operational and hired out, i.e., goal posts, nets, flags, scorers, ice baths and small equipment.	
	MPSP	Showground Planning	Forward planning for the development of the Fairfield Showground.	
Strategy 3: Collaborate with cultural and faith-based organisations to co-design initiatives fostering inclusivity.				
Social Planning and Community Development	MPSPCD	Social Planning and Community Development	This program outlines initiatives the Social Planning and Community Development team will undertake in the Delivery Program such as Grandparents Day and Health Alliance.	Deliver, Partner
	MPDIAP	Disability Inclusion Action Plan	Implement disability inclusion projects through Council's facilities and services to create a more inclusive City for all to participate in.	Advocate

Theme 1 - Community Wellbeing Major Programs				
Service	**ID No**	**Major Program**	**Description**	**Council's Role**
Goal 4: An inclusive City with access to opportunities and facilities.				
Strategy 3: Provide diverse and affordable lifelong learning opportunities for community members.				
Library Services	MPLS	Library Services	Identify capital projects or deliverables for events, programs and action plans within the library service area.	Deliver

Theme 2 - Places and Infrastructure Major Programs				
Service	**ID No**	**Major Program**	**Description**	**Council's Role**
Goal 1: An accessible City with connected and reliable transport.				
Strategy 3: Increase and improve traffic controls and road safety through additional traffic facilities to reduce speed.				
Traffic and Transport	MPBP	Black Spot Program	Enhance road safety by addressing black spot locations to minimise crashes. *Note: Council is seeking grant funding from Transport for NSW for this project.*	Deliver, Partner
	MPLTM	Local Area Traffic Management Program	Develop and install traffic calming devices and road enhancements to improve road safety and public amenity in Fairfield City.	
	MPPAM	Pedestrian Access and Mobility Plan	This program develops an integrated network of pedestrian pathways with strategically located pedestrian facilities which is expected to provide a safe and efficient network people will be able to use.	
Goal 3: Community assets and infrastructure are well managed into the future.				
Strategy 1: Upgrade and maintain infrastructure such as roads, kerb and gutter, drainage, footpaths, bridges etc.				
Strategic Asset Management - Civil and Built	MPAMS	Asset Management Strategy	Identify deliverables from the Asset Management Strategy Action Plan to ensure the continued improvement of Council's asset management planning.	Deliver
	MPDU	Disability Upgrades - Access Improvement Program	Undertake modification to Council's community facilities and amenities to improve access for people with disabilities to comply with current Australian Standards.	

Council's Role: Deliver Partner Advocate

Theme 2 - Places and Infrastructure Major Programs				
Service	**ID No**	**Major Program**	**Description**	**Council's Role**
Goal 3: Community assets and infrastructure are well managed into the future.				
Strategy 1: Upgrade and maintain infrastructure such as roads, kerb and gutter, drainage, footpaths, bridges etc.				
Strategic Asset Management - Civil and Built	MPBAR	Building and Facilities Renewal	Upgrade of Council's building and facilities that are not meeting the current service levels as identified in Council's Asset Management Plan.     *Condition 4 - Poor* Some renvoation needed within 1 year *Condition 5 - Very Poor* Urgent renovation / upgrading required.	Deliver
	MPDR	Drainage Renewal	Upgrade of drainage and stormwater pits, which have deteriorated below the condition rating of 'poor' and 'very poor' in Council's Asset Management Plan.   *Condition 4 - Poor* Some renvoation needed within 1 year *Condition 5 - Very Poor* Urgent renovation / upgrading required.	
	MPEAF	Emergency Asset Failure	Minimise Council's risk for asset failures with funding set aside to be available for any asset with an unplanned failure during the year.	
	MPFRP	Footpath Renewal Program	Upgrade of footpaths, including walkways and cycleways, which have deteriorated below the condition rating of 'poor' and 'very poor' in Council's Asset Management Plan.   *Condition 4 - Poor* Some renvoation needed within 1 year *Condition 5 - Very Poor* Urgent renovation / upgrading required.	

Theme 2 - Places and Infrastructure Major Programs				
Service	**ID No**	**Major Program**	**Description**	**Council's Role**
Strategic Asset Management - Civil and Built	MPNF	New Footpath Construction	Construction of new footpaths to achieve Council's goal to provide access to footpaths on at least one side of every street in the City and improve connectivity to Town Centres.	Deliver
	MPRR MPRMS3 MPRBG MPRMSR	Roads and Transport	Upgrade of local and regional roads, which have deteriorated below the condition rating of 'poor' and 'very poor' in Council's Asset Management Plan. Funding for these works are from various sources including local, state, and federal funding to improve road conditions throughout Fairfield City.   *Condition 4 - Poor* Some renvoation needed within 1 year *Condition 5 - Very Poor* Urgent renovation / upgrading required.	
	MPKG	Kerb and Gutter Renewal	Upgrade of kerb and gutters, which have deteriorated below the condition rating of 'poor' and 'very poor' in Council's Asset Management Plan. Funding for these works are from various sources including local, state, and federal funding to improve road conditions throughout Fairfield City.   *Condition 4 - Poor* Some renvoation needed within 1 year *Condition 5 - Very Poor* Urgent renovation / upgrading required.	
	MPCPR	Car Park Renewal	Upgrade of car parks, which have deteriorated below the condition rating of 'poor' and 'very poor' in Council's Asset Management Plan.	
	MPRBR	Road Bridge Renewal	Upgrade of road bridges, which have deteriorated below the condition rating of 'poor' or 'very poor' in Council's Asset Management Plan.	
	MPSFR	Street Furniture Renewal	Upgrade of street furniture, which have deteriorated below the condition rating of 'poor' and 'very poor' in Council's Asset Management Plan.	
	MPTFR	Traffic Facilities Renewal	Upgrade of traffic facilities, which have deteriorated below the condition rating of 'poor' and 'very poor' in Council's Asset Management Plan.	

Theme 2 - Places and Infrastructure Major Programs				
Service	**ID No**	**Major Program**	**Description**	**Council's Role**
Goal 3: Community assets and infrastructure are well managed into the future.				
Strategy 1: Upgrade and maintain infrastructure such as roads, kerb and gutter, drainage, footpaths, bridges etc.				
Strategic Asset Management - Civil and Built	MPBSR	Bus Shelter Renewal	Upgrade of bus shelters city wide to meet current standards as identified in the Asset Management Plan.	Deliver
	MPBS	New Bus Shelter and Seats	Install new bus shelter and seats city wide as required.	
	MPBST	New Bus Stops	Construction of concrete pads and tactile indicators at various bus stops.	
	MPPRR	Pram Ramp Replacement	Upgrade of pram ramps city wide to meet current standards.	
	MPSL	Street Light Upgrade	Upgrade of street lights city wide as required.	
Goal 4: Inviting and well used open space.				
Strategy 1: Open spaces are well utilised for entertainment, leisure, and recreation opportunities for all, such as playground, community picnic areas, and events.				
Strategic Asset Management - Open Space	MPOSR	Open Space Asset Renewal	Upgrade of Open Space Assets not meeting current service levels as identified in Council's Asset Management Plan.     *Condition 4 - Poor* Some renvoation needed within 1 year *Condition 5 - Very Poor* Urgent renovation / upgrading required.	Deliver
	MPTCM	Town Centre Maintenance	Undertake maintenance in Town Centres across Fairfield City.	

Theme 3 - Environmental Sustainability Major Programs				
Service	**ID No**	**Major Program**	**Description**	**Council's Role**
Goal 1: A sustainable natural environment.				
Strategy 2: Strengthen Flood Mitigation and Infrastructure Maintenance.				
Catchment Planning	MPFMP	Flood Mitigation Program	Identify and reduce the risk to life and property from flooding across the city. This program is funded by grants from the NSW Government on a 2 (grant) to 1 (Council) funding ratio.	Deliver / Partner
	MPESP	Existing Stormwater Management	Investigate, design and construct stormwater management works to address stormwater drainage issues, stormwater quality and waterway stability across the city.	
	MPSLP	Stormwater Levy Program	Extra funding to supplement the Existing Stormwater Management Program to address stormwater drainage, stormwater quality issues and waterway stability in urban areas of the city. It also includes stormwater education and water quality monitoring.	
Goal 2: An environmentally aware and active community.				
Strategy 3: Optimise Waste Disposal Services by improving public access to recycling facilities.				
Waste Management	MPWM	Waste Management Program	This is the program outlining initiatives the Waste Management team will undertake in the Delivery Program such as Spring Clean Drop-Off Day and Chemical Collection Day.	Deliver

Theme 4 - Strong and Resilient Economy Major Programs				
Service	**ID No**	**Major Program**	**Description**	**Council's Role**
Goal 2: Thriving entertainment precincts with a vibrant and inclusive night-time economy.				
Strategy 2: Promote Vibrant Nightlife and Entertainment scene across our City Centres by implementing initiatives to attract a diverse range of entertainment options and increase foot traffic.				
Place Management	MPTCI	Town Centre Improvement	Deliver targeted town centre improvements across Fairfield City.	Deliver
	MPOSA	Open Space Land Acquisition	Purchase of property for open space purposes.	



Theme 5 - Good Governance and Leadership Major Programs				
Service	**ID No**	**Major Program**	**Description**	**Council's Role**
Goal 1: Decision making process are open and transparent.				
Strategy 2: Information is available and clearly communicated to the diverse community.				
Information and Communication Technology	MPICT	Information and Communication Technology Renewal	Upgrade of the information and communication technology network including assets, systems, and contracts to ensure they are maintained at the required service levels as identified in the asset plan.	Deliver
	MPCCTV	CCTV Camera Renewal	Renew CCTV throughout Fairfield City, includes required recording server renewal.	
Goal 2: Fairfield City is financially sustainable and responsible.				
Strategy 4: Deliver high-quality, value-for money services to meet community needs effectively.				
Fleet and Stores Management	MPFR	Fleet Renewal Program	Renewal of Council operational light passenger fleet required to deliver services to the community.	Deliver
	MPWPER	Waste Plant and Equipment	Replacement of plant and equipment that is used for waste to deliver the waste and cleansing service.	
	MPCPER	Construction and Maintenance Plant and Equipment	Replacement of plant and equipment that is used for the construction of roads, and trade equipment to maintain buildings	
	MPPPER	Parks and Gardens Plant and Equipment	Replacement of plant and equipment that is used for maintenance of parks and gardens.	
	MPSPER	Sustainable Resource Centre	Replacement of plant and equipment that is used in the recycling of concrete and road materials to sell and use construction activities.	
	MPWSPR	Workshop	Replacement of plant and equipment that is used in the workshop.	
Strategy 4: Deliver financial sustainability and seek diverse investment opportunities.				
Financial Sustainability	MPLTFP	Long Term Financial Plan	Identify deliverables from the Long Term Financial Plan working towards ensuring Council remains financially sustainable into the future.	Deliver
People and Culture	MPWMS	Workforce Management Strategy	Identify deliverables from the Workforce Management Strategy working towards ensuring Council's workforce continues to meet service needs into the future, including Workplace Health and Safety.	Deliver
Goal 3: Accountability.				
Strategy 1: Implement robust risk management frameworks, ensuring strong corporate governance to minimise risks and enhance decision-making processes.				
Governance	MPGOV	Governance	Identify deliverables from the Governance service statement working towards ensuring Council fulfils its legal, financial, and ethical obligations into the future.	Deliver
Strategy 2: Continue to review business continuity plans and quality management systems to maintain operational resilience and continuous improvement.				
Business Continuity and Insurance	MPBCI	Business Continuity and Insurance	Actions that have been developed to ensure Council has a strong risk program in place to align its risk appetite and commitments identified in the Delivery Program and Operational Plans.	Deliver

Projects

Projects are one-off initiatives that are enhancements to Council's regular service delivery. They are listed separately at the beginning of each Theme to clearly identify their cost.

The following table is a summary of projects that will be delivered during the 2026-2027 Operational Plan period. They are listed under the relevant Theme where further information can be found.

Theme 1 - Community Wellbeing Projects		
ID No	Project Name	Council's Role
Goal 2: A healthy and active community through reliable services and opportunities.		
Strategy 2: Increase medical centres, local specialists and wellness centres within the City.		
IN271125	Healthcare Precinct - Investigation	Partner, Advocate
Strategy 3: Expand and promote access to affordable fitness programs and physical activities.		
IN271023	Prairiewood Leisure Centre - 24/7 Gym Entry	Deliver
SP27914	Cabravale Leisure Centre Health and Wellbeing - Seek Grant Funding	Deliver
Goal 3: A proud diverse community that is celebrated.		
Strategy 1: Promote awareness and appreciation of cultural traditions through events such as multicultural festivals, art exhibitions and food fairs.		
IN271045	Fairfield City Museum and Gallery Strategic Plan 2027-2031 - Development	
IN271056	Headline Major Events	Deliver
IN271203	Create NSW - Fairfield City Museum and Gallery Exhibitions	

Council's Role: Deliver Partner Advocate

Theme 1 - Community Wellbeing Projects		
ID No	Project Name	Council's Role
Strategy 2: Develop murals, sculptures, and monuments that celebrate the community's diverse cultural heritage.		
IN271188	Aboriginal Artwork – Design / Seek Grant Funding	Partner
Goal 4: An inclusive City with access to opportunities and facilities.		
Strategy 3: Provide diverse and affordable lifelong learning opportunities for community members.		
IN271210	Free Beach Bus Program - Multiple Sydney Beaches	
IN271208	Aquatopia Enhancements – Cabana Construction	Deliver
IN271209	Spring Activity Program - Fairfield Showground	
IN271032	Golf Course Master Plan - Stage 2	

Theme 2 - Places and Infrastructure Projects		
ID No	**Project Name**	**Council's Role**
Goal 1: An accessible City with connected and reliable transport.		
Strategy 3: Increase and improve traffic controls and road safety through additional speed humps and roundabouts to reduce speed.		
IN271225	School Safety and Infrastructure Needs	Deliver
IN251196	Traffic Intersection Improvement - Sackville Street and Pevensey Street, Fairfield	
Goal 2: A sustainable and liveable city through affordable housing, vibrant urban spaces, and amenities.		
Strategy 1: Ensure a range of affordable housing options are available to all residents, promoting inclusivity and reducing housing stress.		
IN271181	First Home Buyers Support - Extended Trial	Deliver
Strategy 2: Develop and maintain vibrant and welcoming urban spaces through assets that encourage social interaction, recreational activities, and community events.		
IN271086	Fairfield City Welcome Signs Update - Concept and Design	Deliver
IN271224	Fairfield Showground - Master Plan	
IN271211	Fairfield Showground Overflow Parking	
Strategy 2: Develop and modernise community facilities and technologies.		
IN27970	Rural Fire Service - Detailed Design and Procurement	Deliver
IN271223	Bonnyrigg Library - Design	
IN24899	Wetherill Park Library - Fit-out	

Theme 2 - Places and Infrastructure Projects		
ID No	**Project Name**	**Council's Role**
Goal 4: Inviting and well used open space.		
Strategy 1: Open spaces are well utilised for entertainment, leisure, and recreation opportunities for all, such as playground, community picnic areas and events.		
IN271082-1	Embellishment of Parks and Open Space – Brenan Park, Smithfield	Deliver
IN271082-2	Embellishment of Parks and Open Space – Longfield Park, Cabramatta	
IN271082-3	Embellishment of Parks and Open Space – Allambie Park, Edensor Park	
IN271082-4	Embellishment of Parks and Open Space – Prairievale Road, Bossley Park – Master Plan	
IN261082-3	Embellishment of Parks and Open Space – Wetherill Park Reserve	
IN271193	Fairfield Park, Fairfield – Construction	
SP1212	Frederick Street Park, Fairfield – Design	
SP1213	Harris Street Park, Fairfield – Design	
SP1214	Barton Street, Smithfield – Design	
SP1215	Granville Street Park, Smithfield – Design	
SP261170	Avenel Park - Play Equipment	
IN251002	Arthur Street Car Park Shade Structure for Major Events	
SP758	Brenan Park - Construction of New Playground	

Theme 3 - Environmental Sustainability Projects		
ID No	**Project Name**	**Council's Role**
Goal 1: A sustainable natural environment.		
Strategy 1: Enhanced environmental health and sustainability through improved air, water and soil quality, alongside conservation efforts to protect biodiversity.		
IN271134	National Tree Planting Day - Angle Vale Park, Edensor Park	Deliver
SP27416-1	NSW Weeds Action Program	
SP27947	Flying-fox Habitat Restoration Program	
SP271202	Georges River Keeper Program - Brown Reserve	Deliver, Partner
Strategy 2: Strengthen Flood Mitigation and Infrastructure Maintenance.		
IN271175	Disaster Adaptation Plans - Implementation	Deliver
Strategy 3: Enhance Emergency Preparedness and Community Awareness.		
IN271173	Remote Monitoring for Flood Events - Devices	Deliver
Goal 2: An environmentally aware and active community.		
Strategy 1: Increase community awareness and participation in recycling by providing targeted education programs.		
IN271054	Recycling Education Programs on Food Organics and Garden Organics	Deliver
IN271055	School Education Programs on Household Waste Contamination	
Strategy 3: Optimise Waste Disposal Services by improving public access to recycling facilities.		
IN271058	Kerbside Audits - Recycling, General and Food Organics and Garden Organic Waste	Deliver

Theme 4 - Strong and Resilient Economy Projects		
ID No	**Project Name**	**Council's Role**
Goal 1: A resilient local economy supported by diverse businesses and employment opportunities.		
Strategy 2: Increase business development and local employment by partnerships with local businesses and workforce training initiatives.		
IN271122	Investment Prospectus - Research and Development	Deliver
SP271219	Fresh Start Program - Apprentices, Trainees and Cadets	Deliver, Partner
Strategy 3: Enhance retail, hospitality, and infrastructure to drive economic growth by supporting local business revenue.		
IN271118	Business Occupancy Audit - Implementation	Deliver
Goal 2: Thriving entertainment precincts with a vibrant and inclusive night-time economy.		
Strategy 2: Foster tourism and attractions through enhancing infrastructure and offering new attractions or experiences.		
IN271190	Cabramatta Town Centre – Gate Way - Pai Lau - Master Plan	
IN271191	Fairfield Showground AFL Field – New Stage - Construction	Deliver
SP913	Fairfield Showground - Community and Event Centre - Construction	
Goal 3: Vibrant, welcoming, and attractive town centres that support community life and commerce.		
Strategy 1: Upgrade and maintain older buildings to improve their appearance, functionality, and safety within City Centres.		
IN271046	Fairfield City Centre Upgrade - Barbara Street and Nelson Street, Fairfield - Construction	
IN271084	Fairfield City Centre Upgrade - Thomas Ware Plaza - Design	Deliver
IN271140	Villawood Town Centre - Master Plan Design	
IN271141	Canley Heights Town Centre - Master Plan Design	

Theme 4 - Strong and Resilient Economy Projects		
ID No	Project Name	Council's Role
Strategy 3: Beautify town centres with improved planter boxes, landscaping, and seasonal decorations.		
IN271073	Public Domain - Public Art Decal of Utility Infrastructure	
IN271076	Public Domain Presentation - Planter Boxes Upgrade - City Wide	Deliver
IN271077	Industrial Estate Beautification Program - Cowpasture Road near Horsley Drive, Wetherill Park	
IN271156	Public Domain Public Art Mural - Renewal and Commission	

Theme 5 - Good Governance and Leadership Projects		
ID No	Project Name	Council's Role
Goal 2: Fairfield City is financially sustainable and responsible.		
Strategy 4: Deliver financial sustainability and seek diverse investment opportunities.		
IN271013	Sustainable Resource Centre - Feasibility Study	Deliver
IN271016	Digitisation of Historical Files	



Draft 2026-2027 Operational Plan

Construction Projects, Programs, and Major Events Map

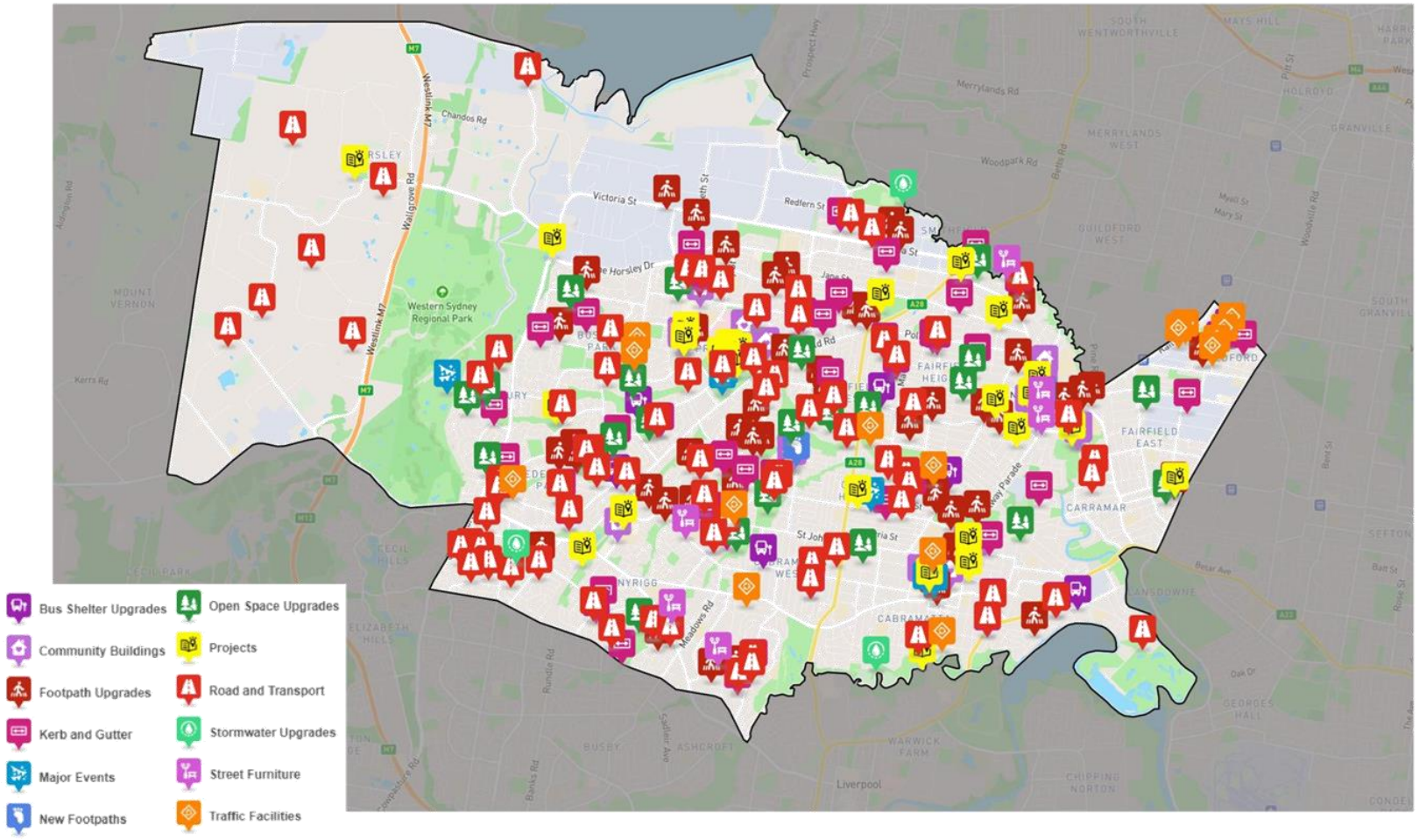

Theme One
Community Wellbeing

Relates to the quality of life the community enjoys living, working, playing or visiting Fairfield City.

It's about **a good relationship with neighbours**, the **opportunities** the community has to meet their daily needs and achieve their **ambitions**, a sense of **belonging**, respect for the things the **community values**, the support that's available when it is required, and the pride experienced by the diverse community and neighbourhoods.



Council's

Key Strategies, Plans and Policies

Supporting the delivery of Community Wellbeing for the Fairfield City Community

Aboriginal and Torres Strait Islander Reconciliation Action Plan
Access for People with Disabilities Policy
Child Safe Policy
Community Consultation and Engagement Policy
Community Facilities Review and Strategic Framework
Community Facilities Policy
Community Safety and Crime Prevention Plan
Disability Access Plan
Disability Inclusion Action Plan
Fairfield City Cultural Plan
Fairfield City Drug Action Plan
Fairfield City Health Framework
Fairfield City Museum and Gallery Collections Policy
Fairfield City Museum and Gallery Exhibition Policy
Fairfield Strategy on Ageing
Financial Hardship Policy
Gambling and Harm Reduction Policy
Grants Management Policy
Land Acquisition Policy
Language Aides Policy
Leasing of Council Properties Policy
Library Collection Management Policy
Lighting with Public Reserves Policy
Multicultural Policy
Museum and Gallery Strategic Plan
Strategy for Young People in Fairfield City

Projects

Theme 1 - Community Wellbeing Projects					
Suburb	ID No.	Project Name	Responsible Officer	Funding Type	2026-2027 $
Goal 2: A healthy and active community through reliable services and opportunities.					
Strategy 2: Increase medical centres, local specialists and wellness centres within the City.					
Prairiewood	IN271125	**Healthcare Precinct - Investigation** Identify investment and scope capacity for the creation of a healthcare precinct.	Manager Economic Development	Service Budget	-
Strategy 3: Expand and promote access to affordable fitness programs and physical activities.					
Canley Vale	SP27914	**Cabravale Leisure Centre Health and Wellbeing - Grant Funding** Seek grant funding for the Cabravale Leisure Centre Health and Wellbeing Centre to provide accessible high-quality services and facilities for the community. *Note: Council will seek grant funding.*	Manager Major Projects and Planning	TBA	-
City Wide	IN271209	**Spring Activity Program** Deliver a series of free activities at Fairfield Showground for the Fairfield City community.	Manager Showground, Golf Course and Leisure Centre	General	20,000
Prairiewood	IN271023	**Prairiewood Leisure Centre - 24/7 Gym Entry** Construct separate gym entry and path with security lighting, internal gym bathroom, access control, security cameras, lockable shutter to prevent access to pools while in use etc. *Year 2 of a 2 year project*	Manager Design Services	General	50,000
	IN271208	**Aquatopia Enhancements – Cabana (Construction)** Construct additional cabanas at Aquatopia. *Year 2 of a 2 year project*	Manager Major Projects and Planning	TBA	-
	IN271032	**Golf Course Master Plan - Stage 2** Develop a Golf Course Master Plan. *Year 2 of a 2 year project*	Manager Property Strategy and Services	Service Budget	-

Theme 1 - Community Wellbeing Projects					
Suburb	ID No.	Project Name	Responsible Officer	Funding Type	2026-2027 $
Goal 3: A proud diverse community that is celebrated					
Strategy 1: Promote awareness and appreciation of cultural traditions through events such as multicultural festivals, art exhibitions and food fairs.					
City Wide	IN271056	**Headline Major Events** Provide headline attractions to help raise Fairfield City's profile through key major events by including key celebrities, sporting personalities or teams and performers.	Manager Communications and Marketing	General	50,000
Smithfield	IN271045	**Fairfield City Museum and Gallery Strategic Plan 2027-2031** Develop and implement a new 5-year Strategic Plan for the Museum and Gallery, 2027-2031.	Manager Libraries and Museum	General	2,500
	IN271203	**Create NSW - Fairfield City Museum and Gallery Exhibitions** Delivery three exhibitions and one audience engagement program at Fairfield City Museum and Gallery. *Year 2 of a 3 year project*	Manager Libraries and Museum	Grant	150,000
Strategy 2: Develop murals, sculptures, and monuments that celebrate the community's diverse cultural heritage.					
City Wide	IN271188	**Aboriginal Artwork – Design** The project seeks to reinstate a mural that was removed as part of the rebuilding of a wall that had become unstable. The project aims to work with Aboriginal residents, workers and students to develop an artwork to acknowledge the strong ties the Aboriginal community has to Bonnyrigg. Aligns with priorities to enhance neighbourhoods with mural. Note: Council will seek grant opportunities for this project. *Year 2 of a 3 year project*	Manager Social Planning and Development	Grant	-
Goal 4: An inclusive City with access to opportunities and facilities.					
Strategy 3: Provide diverse and affordable lifelong learning opportunities for community members.					
City Wide	IN271210	**Free Beach Bus Program** Deliver a schedule of free buses for the community to access and experience Sydney beaches.	Manager Social Planning and Development	General	15,000



Services Provided

Children and Family Services

Manager Children and Family Services

What does this service do?

Provides quality children and family services including early education and care services and early intervention programs to ensure a good future for our children and families within Fairfield City.

ID No.	Service Outputs	Service Activities
SSCFS01	Early Centre Based Education and Care Services	• Provide 15 Early Centre Based Education and Care Services.
SSCFS02	Family Day Care	• Oversee the Family Day Care Scheme of home educators catering for 0 to 12 year olds. • Annual compliance visits and registration for Family Day Care.
SSCFS03	Fairstart Early Intervention and Support	• Provide disability supports through the National Disability Insurance Scheme (NDIS) and Medicare to clients aged 0 to 10 years (up to 12 years for existing clients). • Provide family support service via Supported Playgroups for parents and their young children who are experiencing vulnerabilities, within Fairfield City and Liverpool City.
SSCFS04	Business Development and Support	• Coordination of the Children and Family Services division to ensure high quality service delivery to the community and that all regulatory and funding obligations are met.

Children and Family Services Indicators

ID No.	Indicator Measure	Baseline	Target	Preferred Trend
IDCFSO01	% Utilisation rate for Centre Based Early Education and Care Services	96%	95%	▲
IDCFSO02	# Sessions delivered by Fairstart	1,680 sessions per quarter	2,000 sessions per quarter	▲
IDCFSO03	% Compliance visits undertaken for Family Day Care	100% per quarter	100% per quarter	▲
IDCFSO04	# Children with diagnosed additional needs enrolled in the 15 Early Centre Based Education and Care Services	114 enrolled	120 enrolled	▲

Children and Family Services Financials

ID No.	Service Outputs	Total ($) Income	Expenditure	Cost of Service	Staff (FTE)
SSCFS01	Early Centre Based Education and Care Services	(16,818,789)	16,268,078	(550,711)	142.50
SSCFS02	Family Day Care	(627,121)	407,247	(219,874)	5.50
SSCFS03	Fairstart Early Intervention and Support	(1,897,397)	1,423,270	(474,127)	11.00
SSCFS04	Business Development and Support	(482,597)	754,346	271,749	5.00
	TOTAL	**(19,825,904)**	**18,852,941**	**(972,963)**	**164.00**

This service recovers all costs in the Operational Plan Budget

Communications and Marketing

Manager Communications and Marketing

What does this service do?

Promote Council and encourage stakeholder and community engagement through communications materials, media liaison, Mayoral relations, as well as providing graphic design and print services for Council.

ID No.	Service Outputs	Service Activities
SSCM01	Communications - Media	• Develop, implement and review Council's Communications Strategy, which includes publications, media releases, social media, digital marketing and media responses to obtain positive promotion of Council's initiatives and services. • Identification, preparation and facilitation of opportunities for promotion of Council facilities and services. • Media monitoring, scanning for media articles relating to council activities. • Provide Mayoral media support. • Implement Council's Media Policy.
SSCM02	Communications - Publications	• Produce key corporate publications including City Life, City Connect, Fairfield City Calendar and the Rates Booklet. • Provide information in other languages for our diverse community.
SSCM03	Mayoral Communications Support	• Provide briefings and prepare speeches for the Mayor.
SSCM04	Communications - Online Presence and Social Media	• Publishing of up to date information in suitable format on Council's external corporate website and the internal intranet (First Call). • Working with relevant business units, ensure FCC website and subsites are updated regularly. • Management of Council's social media platforms – Facebook, Instagram etc. • Social media is utilised to inform residents and promote Council's services, programs, and activities.
SSCM05	Promotions, Marketing and Branding	• Manage and implement Council's Corporate Style Guide and Brand Guidelines. • Manage the production of promotional materials for Council. • Coordination of advertising for all facilities and services. • Deliver Fairfield City Women's Day Award.
SSCM06	Graphic Design and Production	• Design publications for Council's customers.
SSCM07	Printing of Council Publications and Resources Materials	• Deliver printing services to all business units across Council.

Communications and Marketing Indicators

ID No.	Indicator Measure	Baseline	Target	Preferred Trend
IDCMO02	# Publications produced	34 per annum	34 per annum	▲
IDCMO03	# Graphic design jobs completed within the agreed timeframe	2,573	N/A	▲
IDCMO04	# Total social media followers	815 growth per quarter	500 growth per quarter	▲
IDCMO06	% Printing jobs completed within the agreed timeframe	To be established	100%	▲
IDCMO07	# Total visits to website	150,000 per quarter	155,000 per quarter	▲

Communications and Marketing Financials

ID No.	Service Outputs	Total ($)			Staff (FTE)
		Income	Expenditure	Cost of Service	
SSCM01	Communications - Media	(315)	332,674	332,359	1.60
SSCM02	Communications - Publications	(315)	332,674	332,359	1.60
SSCM03	Mayoral Communications Support	(441)	471,311	470,870	2.24
SSCM04	Communications - Online Presence and Social Media	(315)	332,674	332,359	1.60
SSCM05	Promotions, Marketing and Branding	(189)	199,682	199,493	0.96
SSCM06	Graphic Design and Production	(134)	168,669	168,535	2.00
SSCM07	Printing of Council Publications and Resources Materials	(1,926)	53,010	51,084	1.00
	Sub-Total	**(3,636)**	**1,890,695**	**1,887,059**	**11.00**
	New Projects	-	50,000	50,000	-
	TOTAL	**(3,636)**	**1,940,695**	**1,937,059**	**11.00**

This service is 1.10% of the Operational Plan Budget

Community Compliance

Manager Community Regulatory Services

What does this service do?

Investigate and ensure compliance with the regulatory and compliance laws within Fairfield City on community, parking and companion animal issues.

ID No.	Service Outputs	Service Activities
SSCC01	Community Compliance	• Respond to, enforce and investigate community complaints relating to breaches of motor vehicle parking legislation (heavy vehicle, school zones and illegal parking in industrial areas and CBD areas). • Respond to community complaints relating to breaches of illegal activity such as backyard burning and illegal street trading. • Enforce and investigate illegal backyard burning and street trading. • Enforce and investigate unauthorised activities in open spaces. • Respond to community complaints relating to over grown vegetation on private premises, and abandoned articles and vehicles. • Engage and collaborate with external and internal stakeholders such as NSW Police Force and Mayor's Crime Prevention Committee. • Represent Council through NSW Court proceedings relating to compliance prosecutions.
SSCC02	Parking Compliance	• Enforce illegal parking throughout Fairfield City. • Update NSW Revenue penalty notice register.
SSCC03	Animal Compliance	• Investigate companion animal complaints. • Provide micro chipping service. • Maintain the NSW Companion Animal Register. • Provide community education programs to pet owners.

Community Compliance Indicators

ID No.	Indicator Measure	Baseline	Target	Preferred Trend
IDCCO01	# Cats and dogs impounded	264	N/A	▼
IDCCO02	# Cats and dogs returned/rehoused	203	N/A	▼
IDCCO03	# Community compliance education programs	2 per annum	1 per annum	▲

Community Compliance Financials

ID No.	Service Outputs	Total ($) Income	Expenditure	Cost of Service	Staff (FTE)
SSCC01	Community Compliance	(405,314)	1,634,596	1,229,282	11.00
SSCC02	Parking Compliance	(5,000,000)	988,957	(4,011,043)	7.00
SSCC03	Animal Compliance	(171,048)	973,572	802,524	1.00
	TOTAL	**(5,576,362)**	**3,597,125**	**(1,979,237)**	**19.00**

This service recovers all costs in the Operational Plan Budget

Community Facilities

Manager Property Strategy and Services

What does this service do?

Coordinate the management of Council community facilities including community buses, sporting fields, tennis/futsal, and community centres/halls.

ID No.	Service Outputs	Service Activities
SSCF01	Community Facilities Operations	• Undertake fit-out condition assessments for Council's community halls/community centres portfolio of property to ensure assets are fit for purpose and ensure that a program is provided for inclusion in Council's Delivery Program. • Review with Council's Property Division Licence Agreements scheduling the Expression of Interest process to maintain currency of the executed Agreements. • Consult and inform hirers/tenants of Council's community facilities maintenance and renewal schedule to minimise operational disruption. • Review and implement Council's Community Facilities Policy. • Ensure fire safety certification is displayed in accordance with legislation. • Investigate and submit maintenance requests for Council's community facilities and monitor completion to respond to customer. • Promote Council's community facilities (including halls/centres, sportsfields and community buses) for casual and regular hire.
SSCF02	Management of Community Centres/Halls	• Manage regular hiring of Council's community facilities (community centres/halls). • Develop and implement a hirer satisfaction survey as part of annual application form submission to report through Council's Delivery Program satisfaction with Council's community hire buildings. • Process key requests for Community Facilities Key Master System. • Maintain key register (internal and external customers) for community facilities. • Audit Council's community facilities to ensure that they are fit for purpose identifying maintenance and renewal requirements. • Respond to Council's customer service requests including hire, leasing and maintenance. • Develop and display evacuation plans for all Council's owned and managed Community Centres and halls.
SSCF03	Management of Sportsfields/ Parks	• Manage seasonal (winter/summer) hiring of Council's sportsfields. • Manage and liaise with Council's Customer Service Centre to assist with event bookings. • Develop and implement a hirer satisfaction survey as part of annual application form submission to report through Council's Delivery Program satisfaction with Council's sportsfields and parks. • Process key requests for Community Facilities Key Master System. • Maintain key register (internal and external customers) for Sportsfields and Parks. • Respond to Council's customer service requests including hire, leasing, and maintenance. • Provide information on Council's webpage about open space/recreational assets (basketball, cricket, futsal etc.).

ID No.	Service Outputs	Service Activities
SSCF04	Management of Tennis/Futsal Courts	• Manage hiring of Council operated futsal and tennis courts. • Develop a hirer satisfaction survey through Council's Delivery Program satisfaction with Council's recreational facilities. • Respond to Council's customer service requests including hire, leasing and maintenance. • Assess condition and maintain Council operated tennis courts to the service levels identified. • Assess condition and maintain the tennis court asset at Brenan Park in line with Council's Lease terms.
SSCF05	Management of Community Buses	• Assess applications for volunteer drivers before hiring the community buses. • Respond to Council's customer service requests including hire, leasing and maintenance.

Community Facilities Indicators

ID No.	Indicator Measure	Baseline	Target	Preferred Trend
IDCFO01	# Community Bus Bookings	66 per annum	15 per annum	▲
IDCFO02	# Community Centres/Halls Bookings	8,648 per annum	8,000 per annum	▲
IDCFO03	# Sportsfield Bookings	11,420 per annum	10,000 per annum	▲
IDCFO04	# Tennis Court Bookings	5,308 per annum	4,000 per annum	▲
IDCFO05	# Futsal Court Bookings	3,555 per annum	800 per annum	▲

Community Facilities Financials

ID No.	Service Outputs	Total ($) Income	Expenditure	Cost of Service	Staff (FTE)
SSCF01	Community Facilities Operations	(1,047,664)	2,544,238	1,496,574	3.00
SSCF02	Management of Community Centres/Halls	(31,201)	227,562	196,361	-
SSCF03	Management of Sportsfields/ Parks*	(60,991)	1,055,547	994,556	-
SSCF04	Management of Tennis/Futsal Courts	(798,958)	693,897	(105,061)	0.15
SSCF05	Management of Community Buses	(4,363)	27,438	23,075	-
	TOTAL	**(1,943,177)**	**4,548,683**	**2,605,505**	**3.15**

**Income and expenditure is reported through Parks and Open Space Operations – Parks, Sportsfields and Recreational Spaces.*

This service is 1.48% of the Operational Plan Budget

Leisure Centres

Manager Showground, Golf Course and Leisure Centres

What does this service do?

Manage and maintain Council's three leisure centres (Prairiewood Leisure Centre including Aquatopia, Fairfield Leisure Centre, and Cabravale Leisure Centre), along with Fairfield Youth and Community Centre for the provision of indoor and outdoor, active and passive dry and aquatic facilities and services to the community and visitors for wellbeing, water safety, sport, and recreation.

ID No.	Service Outputs	Service Activities
SSLC01	Aquatics	• Develop and implement a range of community, schools and organisational events across all leisure centres. • Develop and implement a range of aquatic programs and training courses.
SSLC02	Dry Recreation	• Provide dry recreation services including access to gymnasium and health and fitness programs. • Develop and deliver a range of dry recreational fitness activities across all leisure centres. • Provide access to personal fitness training and development. • Provide child minding facilities at Prairiewood Leisure Centre.
SSLC03	Customer and Member Services	• Provide customer service at the front counters for customers seeking feedback and processing new memberships. • Develop and implement promotional campaigns to promote the activities, events and memberships at all leisure centres.
SSLC04	Operations	• Maintain cleaning agreements, water testing, and ensure high public health standards. • Manage two kiosk facilities and lease out the other two kiosk facilities. • Work with the State Government to ensure that evolving District facilities at Council's Leisure Centres continue to provide for both the local and wider community needs with improved connectivity within Fairfield City.
SSLC05	Community Programs	• Develop and implement targeted community programs offered through various community groups including ActiveKids program, Cardiac Phase III, Culturally and Linguistically Diverse, Aquatic Survival Challenge and ActiveGator.
SSLC06	Fairfield Youth and Community Centre Operations	• Open the Fairfield Youth and Community Centre to the general public on a drop-in basis to showcase the centre and its services. • Deliver and oversee the operational aspects of the Fairfield Youth and Community Centre.
SSLC07	Aquatopia	• Provide an accessible and affordable water play space for those that are isolated from such an experience due to transport and cost. Increase access to water based leisure during summer.

Leisure Centres Indicators

ID No.	Indicator Measure	Baseline	Target	Preferred Trend
IDLCO01	# Average number of reportable safety incidents at each leisure centre	7 per quarter	<5 per quarter	▼
IDLCO02	# Visits at aquatic and dry recreation at leisure centres	1,384,302 per annum	1,000,000 per annum	▲
IDLCO03	% Water quality compliance with health regulations	100%	100%	▲
IDLCO04	# Health and wellbeing programs delivered at the leisure centres	53 per annum	13 per quarter	▲

Leisure Centres Major Program/s

Leisure Centres Renewal
(All Sites including Aquatopia)
Provide ongoing refurbishment / upgrade of Leisure Centre assets and minor equipment (minor plant including filtration, disinfection, heating, various equipment etc).

Total **$163,300**

Suburb	ID No.	Description	Funding Type	2026-2027 $
Cabramatta	MPLPER2701	**Leisure Centres, Pool and Plant Equipment Renewal - Cabravale Leisure Centre** Upgrade pool and plant equipment to operate the aquatic services at Council's Cabravale Leisure Centre.	General	51,500
Fairfield	MPLPER2702	**Leisure Centres, Pool and Plant Equipment Renewal - Fairfield Leisure Centre** Upgrade pool and plant equipment to operate the aquatic services at Council's Fairfield Leisure Centre.	General	50,000
Prairiewood	MPLPER2703	**Leisure Centres, Pool and Plant Equipment Renewal - Prairiewood Leisure Centre** Upgrade pool and plant equipment to operate the aquatic services at Council's Prairiewood Leisure Centre.	General	61,800



Leisure Centres Financials

ID No.	Service Outputs	Total ($) Income	Expenditure	Cost of Service	Staff (FTE)
SSLC01	Aquatics	(4,036,994)	2,948,496	(1,088,498)	16.20
SSLC02	Dry Recreation	(4,758,800)	3,824,493	(934,307)	19.40
SSLC03	Customer and Member Services	(244,050)	2,364,072	2,120,022	19.00
SSLC04	Operations	-	5,241,383	5,241,383	11.40
SSLC05	Community Programs	-	142,626	142,626	1.00
SSLC06	Fairfield Youth and Community Centre Operations	(201,848)	472,316	270,468	1.00
SSLC07	Aquatopia	(2,116,615)	2,237,989	121,374	-
	Sub-Total	**(11,358,307)**	**17,231,375**	**5,873,068**	**68.00**
	Major Programs	-	163,300	163,300	-
	New Projects	-	70,000	70,000	-
	TOTAL	**(11,358,307)**	**17,464,675**	**6,106,368**	**68.00**

This service is 3.48% of the Operational Plan Budget

Library Services

Manager Libraries and Museum

What does this service do?

Manage and maintain Council's five library sites (Whitlam, Bonnyrigg, Fairfield, Wetherill Park and Smithfield) to provide opportunities for our diverse communities to read, learn, achieve, connect and belong. Supported by equitable access to collections, technology, programs, community and welcoming safe spaces.

ID No.	Service Outputs	Service Activities
SSLS01	Libraries Operations	• Provide access to library services across Fairfield City's Open Libraries (physical and virtual), including at Whitlam (Cabramatta), Fairfield, Bonnyrigg, Wetherill Park and Smithfield Libraries, delivery services, and online. • Provide access to information technology services, iPads and computers, free Wi-Fi, printing, copying, scanning and one-on-one support.
SSLS02	Library and Local History Collections	• Provide access to a current and relevant collection, which meets the needs of the community and provides sufficient choice. • Provide resource allocation for multilingual collections and services to meet the library needs of culturally and linguistically diverse communities, in relation to the demographic composition of the local community. • Facilitate access by the community to resources held by other libraries. • Maintain, preserve and organise materials and resources with historical, cultural, social, economic and archival value for the community.
SSLS03	Library Programs and Marketing	• Deliver a range of inclusive programs, events, and activities through the library that promote individual wellbeing and lifelong learning, including professional development programs focused on information literacy, connection, personal development, and wellbeing. • Offer, promote, and support literacy programs that build foundational reading skills, enhance English conversation abilities, and nurture a lifelong love of reading for individuals of all ages. Provide inclusive resources and engaging activities that boost confidence, encourage lifelong learning, and inspire a passion for reading throughout the entire community. • Provide access to digital literacy programs, creative spaces, tools, and emerging technologies that support skill development and creative production in audio, visual, and design-based media. Empower community members of all ages to explore, create, and innovate in a supportive library environment. • Develop and implement targeted social media, eDM, and marketing campaigns to promote library services, collections, and programs. These campaigns will aim to increase library membership, boost community engagement and attendance, and reach diverse audiences across all age groups and backgrounds.

Library Services Indicators

ID No.	Indicator Measure	Baseline	Target	Preferred Trend
IDLSO01	# Visits to Fairfield City Open Libraries	541,346 per annum	600,000 per annum	▲
IDLSO02	# Active library memberships	148,801 per annum	130,000 per annum	▲
IDLSO03	# Library program sessions delivered	3,978 per annum	2,800 per annum	▲
IDLSO04	# People attending Library programs	To be established	38,000 per annum	▲

Library Services Major Program/s

Library Services
Identify deliverables for events, programs, and action plans within the library service area.

Total **$60,000**

Suburb	ID No.	Description	Funding Type	2026-2027 $
City Wide	MPLS2701	**Local Priority Grant 2026-2027** This is a non-competitive annual grant provided by the State Library of NSW. Project to be identified in consultation with the State Library of NSW.	Grant	60,000

Library Services Financials

ID No.	Service Outputs	Total ($) Income	Expenditure	Cost of Service	Staff (FTE)
SSLS01	Libraries Operations	(513,079)	5,870,611	5,357,532	36.00
SSLS02	Library and Local History Collections	(324,117)	2,283,507	1,959,390	11.00
SSLS03	Library Programs and Marketing	-	350,743	350,743	3.00
	Sub-Total	**(837,196)**	**8,504,861**	**7,667,665**	**50.00**
	Major Programs	(60,000)	60,000	-	-
	New Projects	-	15,000	15,000.00	-
	TOTAL	**(897,196)**	**8,579,861**	**7,682,665**	**50.00**

This service is 4.36% of the Operational Plan Budget

Museum and Gallery

Manager Libraries and Museum

What does this service do?

Engages the local communities through visual arts and social history exhibitions, workshops, education programs and events; and manages and maintains the Social History Collection, Vintage Village, Stein Gallery, Museum and the site.

ID No.	Service Outputs	Service Activities
SSMG01	Exhibitions and Programs	• Deliver a program of exhibitions that explore identity, place and culture in Fairfield City. • Deliver educational program that support local schools to meet NSW curriculum requirements. • Recruit and manage volunteers for educational programs. • Deliver an annual program of activities and events for adults, youth, children and families. • Deliver an artist-in-residence program that responds to the unique heritage and cultures of Fairfield City.
SSMG02	Preserve Fairfield's Cultural History	• Develop, document, research, control, conserve, interpret, promote and provide public access to the Museum and Gallery's social history collection.
SSMG03	Facility Management and Operations	• Manage the Site - Museum, Gallery and Village with opening hours Tuesday to Friday 10am-4pm and Saturdays 10am-3pm.

Museum and Gallery Indicators

ID No.	Indicator Measure	Baseline	Target	Preferred Trend
IDMGO01	# Visitors to the Museum	4,660 per quarter	2,500 per quarter	▲
IDMGO02	# Exhibitions held	8 per annum	6 per annum	▲

Museum and Gallery Financials

ID No.	Service Outputs	Total ($) Income	Expenditure	Cost of Service	Staff (FTE)
SSMG01	Exhibitions and Programs	(117,791)	543,653	425,862	2.60
SSMG02	Preserve Fairfield's Cultural History	(27,183)	127,710	100,527	0.60
SSMG03	Facility Management and Operations	(36,243)	167,278	131,034	0.80
	Sub-Total	**(181,217)**	**838,641**	**657,424**	**4.00**
	New Projects	(150,000)	152,500	2,500	-
	TOTAL	**(331,217)**	**991,141**	**659,924**	**4.00**

This service is 0.37% of the Operational Plan Budget

Theme 1 Community Wellbeing

Showground and Golf Course

Manager Showground, Golf Course and Leisure Centres

What does this service do?

Undertakes the management and maintenance of Fairfield Showground, Sporting Fields, Fairfield Markets, Fairfield Golf Course and Function Centres.

ID No.	Service Outputs	Service Activities
SSSGC01	Showground Management	• Provide facilities hire of the Showground spaces i.e. Function Centres, sports fields and exhibition hall for activities such as Fairfield Markets, school sports carnivals, events/festivals, sporting events and social functions. • Manage casual and regular hiring and tour bookings. • Promote the Showground's hire facilities, including the Golf Course, Markets, Function Centres and sportsfields, for casual and regular hire. • Provide room resources and prepare set-ups, including staffing. • Manage maintenance and cleaning for the facilities of the Showground, including the sports fields. • Ensure that evolving District facilities at Fairfield Showground continue to provide for both the local and wider community needs with improved connectivity within Fairfield City.
SSSGC02	Golf Course Management	• Provide a commercially viable social golf course and driving range facility. • Maintain and develop the grounds to support golf participants.

Showground and Golf Course Indicators

ID No.	Indicator Measure	Baseline	Target	Preferred Trend
IDSGCO01	# Visitors to the Showground	223,540 per annum	200,000 per quarter	▲
IDSGCO02	# Reportable safety incidents at the Fairfield Showground	4 per annum	5 per annum	▼
IDSGCO03	% Occupancy at Fairfield Markets	78%	70%	▲
IDSGCO04	# Of rounds of golf	To be established	5,000 per quarter	▲
IDSGCO05	# Buckets of golf balls sold	To be established	2,500 per annum	▲

Showground and Golf Course Major Program/s

Showground Renewal
To maintain Fairfield Showground assets at an acceptable level to be operational and hired out, i.e. goal posts, nets, flags, scorers, ice baths and small equipment. **Total** **$50,000**

Suburb	ID No.	Description	Funding Type	2026-2027 $
Prairiewood	MPSR2701	**Fairfield Showground Minor Equipment Replacement** Upgrade of small equipment/plant at Fairfield Showground for the sporting field zones, event arena, amenities building and Pavilion, such as goal posts, nets, flags, scorers, ice baths and small equipment.	General	50,000

Golf Course Renewal
To maintain Fairfield Showground assets at an acceptable level to be operational and hired out, i.e. goal posts, nets, flags, scorers, ice baths and small equipment. **Total** **$55,000**

Suburb	ID No.	Description	Funding Type	2026-2027 $
Prairiewood	MPGR2701	**Fairfield Golf Course Minor Equipment Replacement** Upgrade of small equipment/plant at Fairfield Golf Course.	General	55,000

Showground and Golf Course Financials

ID No.	Service Outputs	Total ($) Income	Expenditure	Cost of Service	Staff (FTE)
SSSGC01	Showground Management	(2,193,184)	3,796,658	1,603,474	7.00
SSSGC02	Golf Course Management	(481,261)	946,550	465,289	2.00
	Sub-Total	**(2,674,445)**	**4,743,208**	**2,068,763**	**9.00**
	Major Programs	-	105,000	105,000	-
	TOTAL	**(2,674,445)**	**4,848,208**	**2,173,763**	**9.00**

This service is 1.24% of the Operational Plan Budget

Social Planning and Community Development

Manager Social Planning and Community Development

What does this service do?

Social Planning and Community Development works in partnership with community members, organisations, government agencies and other stakeholders to provide opportunities and enable people who need support to participate in the economic, social and cultural life of the City.

We seek to achieve social justice, minimise harm, enhance social inclusion, community participation and cohesion, as well as safe and healthy people and places. We do this through advocacy, capacity building, support and strengthening of individuals and community organisations.

ID No.	Service Outputs	Service Activities
SSSPCD01	Capacity Building	• Coordinate opportunities for community groups and networks to develop community leadership, governance, and planning skills. • Administer the Local Committee of the Category 1 ClubGrants on behalf of the participating registered Clubs. • Implement volunteer recognition program and certificates. • Develop relationships and partnerships with government, community organisations, businesses and educational bodies to deliver cost effective services to the community. • Administer the Community Development Grants Program.
SSSPCD02	Planning and Evaluation	• Undertake community and stakeholder consultation to inform policy and strategy development and advocacy positions. • Analyse demographic and service information and forecasts to support advocacy, requests for funding and planning of facilities and services.
SSSPCD03	Advocacy and Policy	• Provide information and technical advice to community, Council, peak bodies and stakeholders about the impact of national, state and regional issues on the community. • Provide comments on social impacts of development and other proposals. • Submissions and representation to discussion papers, inquiries, roundtables and public hearings to promote the needs of Fairfield.
SSSPCD04	Youth Programs	• Coordinate the local Youth Week Program, including the Bring it On! Festival. • Convene monthly meetings of Council's Youth Advisory Committee and recruit new membership each year. • Convene the Fairfield Youth Workers Network. • Deliver Youth Leadership and Development Activities for young people. • Implement the Strategy for Young People in Fairfield City.
SSSPCD05	Health Programs	• Manage the Fairfield City Health Partnership and Alliance and implement the agreed workplan. • Implement and review the Gambling Harm Reduction Policy and Action Plans. • Implement Gyms in Parks Program on use of equipment.

ID No.	Service Outputs	Service Activities
SSSPCD06	Aboriginal and Torres Strait Islanders Programs	• Review and implement the Reconciliation Action Plan. • Convene meetings of Council's Aboriginal Advisory Committee (Warin Tiati). • Celebrate dates of cultural significance including NAIDOC and National Reconciliation Weeks.
SSSPCD07	Multicultural Programs	• Convene meetings of Council's Multicultural Advisory Committee. • Increase skills, systems knowledge, employment and capacity of individuals and organisations for new arrivals and refugees. • Co-convene and participate in the Fairfield Multicultural Interagency. • Engage and support specialist refugee and multicultural events, organisations and networks. • Provide specialist advice and undertake research for the community, Council and agencies. • Develop, implement and review the Multicultural Plan and Policy.
SSSPCD08	Community Safety and Crime Prevention Programs	• Promote and raise awareness regarding Family and Domestic Violence Prevention Program. • Convene the Mayor's Crime Prevention Reference Group. • Promote services and enable relationship development between community, Council, government and non-government organisations. • Review and implement Fairfield Community Drug Action Strategy. • Review and implement the Community Safety and Crime Prevention Strategy. • Coordinate and deliver responses to homelessness issues.
SSSPCD09	Western Sydney Cycling Network	• Support the promotion of cycling for transport, leisure and health and increased use of Fairfield cycleways. • Support Western Sydney Cycling Network to recycle used bicycles for community use. • Support the Western Sydney Cycling Network to partner with community organisations to increase ownership and safe riding of bicycles. • Support volunteers to understand and comply with work, health and safety standards.
SSSPCD10	Arts and Cultural Development Programs	• Manage and administer arts the Creative Communities Grants Program. • Convene meetings of Council's Arts Advisory Committee. • Provide advice, information and assistance to arts and cultural organisations. • Review and implement the Fairfield City Culture and Creativity Plan.
SSSPCD11	Aged and Disabiltiy Programs	• Convene Fairfield Senior's Network to support and coordinate the sectors of aged, disability and carers. • Develop and deliver events to promote Seniors. • Promote key issues and other special days/weeks for Seniors, Carers and People with Disability. • Implement the Access for People with a Disability Policy. • Conduct Compliance assessments of planned major capital works for accessibility. • Review and implement the Disability Inclusion Action Plan (DIAP). • Implement the Fairfield City Ageing Strategy.
SSSPCD12	Community Facilities Planning and Partnerships	• Lead the selection process to identify community organisations to operate from community facilities. • Implement and review the Occupancy and Use of Community Facilities by Community Organisations. • Implement and review the Community Facilities Strategy.

ID No.	Service Outputs	Service Activities
SSSPCD13	Family Support (funded by NSW Department of Communities and Justice and Department of Education)	• Provide capacity building training and support for family support agencies within Fairfield, Liverpool and the former Bankstown local government areas. • Convene Child and Family Services Interagencies in the former Bankstown, Liverpool and Fairfield local government areas. • Provide information, advice and support to encourage parents to enrol children into preschool in line with Start School Strong funding. • Develop and deliver events to promote children and families.

Social Planning and Community Development Indicators

ID No.	Indicator Measure	Baseline	Target	Preferred Trend
IDSPCDO01	# Cultural and community events or activities delivered and supported by Council	79 per annum	70 per annum	▲
IDSPCDO02	$ Grant funds received to deliver services and programs	$850,995	N/A	▲
IDSPCDO03	# People accessing Community Profile website	11,010 per annum	5,000 per annum	▲
IDSPCDO04	# Health programs and activities provided	160 per annum	150 per annum	▲
IDSPCDO05	# Initiatives to promote community safety	7 per annum	5 per annum	▲
IDSPCDO06	# Capacity building programs or skills development opportunities delivered	26 per annum	30 per annum	▲
IDSPCDO07	# Youth programs and events delivered	70 per annum	60 per annum	▲
IDSPCDO08	# Senior programs and events delivered	20 per annum	20 per annum	▲
IDSPCDO09	# Initiatives that promote accessibility and inclusion	30 per annum	40 per annum	▲

Social Planning and Community Development Major Program/s

Social Planning and Community Development
This program outlines initiatives the Social Planning and Community Development team will undertake in the Delivery Program.

General	$45,000
Service Budget	$47,000
Total	**$92,000**

Suburb	ID No.	Description	Funding Type	2026-2027
City Wide	MPSPCD2701	**Social Planning and Community Development (SP&CD) Implementation** Implementation of actions identified in Council's adopted SPCD strategies, including initiatives across the full range of focus groups/areas including older people, youth, healthy lifestyles, ATSI community, alcohol & drug awareness, multicultural; gambling harm and creative arts.	Service Budget	35,000
	MPSPCD2702	**Youth Mentoring** Mayor's Youth Awards and initiatives to support, develop and acknowledge opportunities available for young people.	General	20,000
	MPSPCD2703	**Thrive Grants** Provide grants to grass roots organisations that are primarily volunteer run by residents, that focus on local community.	Service Budget	12,000
	MPSPCD2710	**Grandparents Day** Host Grandparents Day events to celebrate the valuable contribution grandparents provide towards their families and grandchildren.	General	25,000

Disability Inclusion Action Plan
Implement disability inclusion projects through Council's facilities and services to create a more inclusive City for all to participate in.

Total **Service Budget**

Suburb	ID No.	Description	Funding Type	2026-2027 $
City Wide	MPDIAP2702	**Inclusion Enhancements** Implement works to improve inclusion as per audit recommendations of Accessible Public Spaces.	Service Budget	Year 2
	MPDIAP2704	**Training** Conduct training with Council staff to enhance inclusion awareness.	Service Budget	Year 2



Social Planning and Community Development Financials

ID No.	Service Outputs	Total ($) Income	Expenditure	Cost of Service	Staff (FTE)
SSSPCD01	Capacity Building	(3,683)	193,307	189,624	1.16
SSSPCD02	Planning and Evaluation	(988)	9,886	8,899	0.03
SSSPCD03	Advocacy and Policy	(2,963)	21,660	18,697	0.09
SSSPCD04	Youth Programs	(29,945)	415,662	385,717	1.16
SSSPCD05	Health Programs	(148,154)	838,699	690,545	3.88
SSSPCD06	Aboriginal and Torres Strait Islanders Programs	(4,000)	179,684	175,684	1.16
SSSPCD07	Multicultural Programs	(3,794)	212,803	209,009	1.17
SSSPCD08	Community Safety and Crime Prevention Programs	(3,571)	60,507	56,936	0.16
SSSPCD09	Western Sydney Cycling Network	(558)	45,123	44,565	0.03
SSSPCD10	Arts and Cultural Development Programs	-	555,779	555,779	4.00
SSSPCD11	Aged and Disability Programs	(29,655)	259,833	230,178	0.93
SSSPCD12	Community Facilities Planning and Partnerships	(7,791)	68,635	60,844	0.23
SSSPCD13	Family Support (funded by NSW Department of Communities and Justice, and Department of Education)	(311,490)	357,718	46,228	2.00
	Sub-Total	**(546,592)**	**3,219,296**	**2,672,704**	**16.00**
	Statutory Expenditure	-	14,000	14,000	-
	Major Programs	-	92,000	92,000	-
	New Projects	-	15,000	15,000	-
	TOTAL	**(546,592)**	**3,340,296**	**2,793,704**	**16.00**

This service is 1.59% of the Operational Plan Budget


Theme Two
Places and Infrastructure
The building, facilities, open space, town centres, roads, footpaths, public transport and other built structures the community uses to meet their day-to-day and future needs.
Place is more than just a location. It is about strengthening the connection between the community and a public space by preserving, restoring and improving the historic character through place making. The availability of places and infrastructure in the community enables services to be provided and therefore contributes to the wellbeing of the community. The quality of our places and infrastructure create a first impression for visitors to the City and helps shape the pride the community takes in their area.
2025-2035 Fairfield City Plan Goals
1 An accessible City with connected and reliable transport
2 A sustainable and liveable city through affordable housing, vibrant urban spaces, and amenities
3 Community assets and infrastructure are well managed into the future
4 Inviting and well used open space
United Nations Sustainable Development Goals
9 INDUSTRY, INNOVATION AND INFRASTRUCTURE
11 SUSTAINABLE CITIES AND COMMUNITIES
Resilient Sydney Direction
2 People-centred city

Council's

Key Strategies, Plans and Policies

Supporting the delivery of Places and Infrastructure for the Fairfield City Community

Access for People with Disabilities Policy
Asset Management Policy, Strategy and Plans
Fairfield City Council Bike Plan
Local Infrastructure Contribution Plans
Disposal of Assets Policy
Fairfield City Integrated Transport Strategy and Action Plan
Fairfield Development Control Plans, Master Plans, Structure Plans and Strategies
Fairfield Local Environmental Plan
Fairfield Residential Strategy
Heritage Study
Integrated Transport Framework
Lighting within Public Reserves Policy
Local Strategic Planning Statement
Open Space Strategy
Pedestrian Access and Mobility Plan
Public Domain Manual Policy
Tree Management Policy

Projects

Theme 2 - Places and Infrastructure Projects					
Suburb	ID No	Project Name	Responsible Officer	Funding Type	2026-2027 $
Goal 1: An accessible City with connected and reliable transport.					
Strategy 3: Increase and improve traffic controls and road safety through additional speed humps and roundabouts to reduce speed.					
City Wide	IN271225	**School Safety and Infrastructure Needs** Implement school road safety messaging.	Manager Design Services	General	5,000
Fairfield	IN251196	**Traffic Intersection Improvement – Sackville Street and Pevensey Street, Fairfield** Install traffic signals with filter right turns, "No Right Turn" signs, and street lighting at the intersection.	Manager Design Services	Grant	1,300,000
Goal 2: A sustainable and liveable city through affordable housing, vibrant urban spaces, and amenities.					
Strategy 1: Ensure a range of affordable housing options are available to all residents, promoting inclusivity and reducing housing stress.					
City Wide	IN271181	**First Home Buyers Support** Investigate opportunities to support First Home Buyers in Fairfield City.	Manager Strategic Land Use Planning	Service Budget	-
Strategy 2: Develop and maintain vibrant and welcoming urban spaces through assets that encourage social interaction, recreational activities, and community events.					
City Wide	IN271086	**Fairfield City Welcome Signs Update - Concept and Design** Develop a concept and design for the replacement of Fairfield City Welcome Signs, including lighting and landscaping where appropriate, as well as development of a strategy outlining all agreed signage options for Fairfield City.	Manager Communications and Marketing	General	20,000
Prairiewood	IN271224	**Fairfield Showground Master Plan** Develop a master plan for the Fairfield Showground.	Manager Showground Golf Course and Leisure Centre	TBA	-
	IN271211	**Fairfield Showground Overflow Parking** Surface the grass overflow parking with road base.	Manager Major Projects and Planning	TBA	-
Goal 3: Community assets and infrastructure are well managed into the future.					
Strategy 2: Develop and modernise community facilities and technologies.					
Bonnyrigg	IN271223	**Bonnyrigg Library - Design** Develop design for internal fit-out of Bonnyrigg Library as part of renewal requirements by Bonnyrigg Plaza.	Manager Libraries and Museum	General	15,000

Theme 2 - Places and Infrastructure Projects					
Suburb	**ID No**	**Project Name**	**Responsible Officer**	**Funding Type**	**2026-2027 $**
City Wide	IN27970	**Rural Fire Service - Detailed Design and Procurement** Improvements to the RFS facility to accommodate plant, equipment and volunteers.	Manager Major Projects and Planning	Grant	50,000
Wetherill Park	IN24899	**Wetherill Park Library - Fit-out** Council will apply for grant funding from the State Library of NSW. This year will include applying for grant funding and construction. *Year 3 of a 3 year project*	Manager Libraries and Museum	General Grant **Total**	101,900 636,233 **738,133**
Goal 4: Inviting and well used open space.					
Strategy 1: Open spaces are well utilised for entertainment, leisure, and recreation opportunities for all, such as playground, community picnic areas and events.					
Bossley Park	IN271082-4	**Embellishment of Parks and Open Space – Prairievale Road, Bossley Park – Master Plan** Undertake a feasibility study to develop a master plan for potential embellishment such as learn to ride.	Manager City Assets	General	15,000
Cabramatta	IN271082-2	**Embellishment of Parks and Open Space – Longfield Park, Cabramatta** Construction of new park features, including a half basketball court and outdoor gym equipment, to enhance recreational opportunities and promote active lifestyles within the community.	Manager City Assets	General	310,000
	IN251002	**Arthur Street Car Park Shade Structure for Major Events** Install a 20 x 20 shade structure over Arthur Street Car Park. *Year 2 of a 2 year project*	Manager Design Services	Town Centre Reserve	286,502
Canley Vale	SP261170	**Avenel Park - Play Equipment** Installation of play piece at Avenel Park.	Manager Major Projects and Planning	Section 7.11	550,000
Edensor Park	IN271082-3	**Embellishment of Parks and Open Space – Allambie Park, Edensor Park** Construction of new park feature including a half basketball court, to promote active lifestyles within the community.	Manager City Assets	General	150,000

Theme 2 - Places and Infrastructure Projects					
Suburb	**ID No**	**Project Name**	**Responsible Officer**	**Funding Type**	**2026-2027 $**
Fairfield	IN271193	**Fairfield Park - Construction** Construction of open space embellishment at Fairfield Park, Fairfield. *Note: Council will seek grant funding for this project* *Year 2 of a 2 year project*	Manager City Assets	Grant	-
	SP1212	**Frederick Street Park - Design** Develop designs for open space embellishment at Frederick Street, Fairfield. *Note: Council will seek grant funding for this project* *Year 1 of a 2 year project*	Manager City Assets	Grant	-
	SP1213	**Harris Street Park - Design** Design Develop designs for open space embellishment at Harris Street, Fairfield. *Note: Council will seek grant funding for this project* *Year 1 of a 2 year project*	Manager City Assets	Grant	-
Smithfield	IN271082-1	**Embellishment of Parks and Open Space – Brenan Park, Smithfield** Construction of new park features, including solar pathway lighting, landscaped garden areas, benches and seating, and the development of a dedicated dog park to enhance community use and amenity.	Manager City Assets	General	582,000
	SP1214	**Barton Street, Smithfield - Design** Develop designs for open space embellishment at Barton Street, Smithfield. *Note: Council will seek grant funding for this project* *Year 1 of a 2 year project*	Manager City Assets	Grant	-
	SP1215	**Granville Street Park - Design** Develop designs for open space embellishment at Granville Street, Smithfield. *Note: Council will seek grant funding for this project* *Year 1 of a 2 year project*	Manager City Assets	Grant	-
	SP25758	**Brenan Park - Construction** Construction of a new inclusive district playground including Outdoor fitness station, basketball half court, flying fox, swings, water play (Splash Pad), climbing structures, lighting and new car parking.	Manager Major Projects and Planning	Section 7.11 WestInvest **Total**	430,000 3,570,000 **4,000,000**
Wetherill Park	IN261082-3	**Wetherill Park Reserve** Install new playground, fitness equipment, picnic areas and shelters, Exeloo toilets with linked paths.	Manager City Assets	General	450,000

Services Provided

Building Control and Compliance

Manager Building Control and Compliance

What does this service do?

Performs the assessment, investigation, certification and enforcement of laws, regulations and policies for developments and land use activities within Fairfield City to ensure their compliance, health, safety and amenity.

ID No.	Service Outputs	Service Activities
SSBCC01	Development and Complying Development Certificate Applications	• Assess and determine development applications or complying development certificates for residential dwellings and other ancillary developments such as secondary dwellings, swimming pools, garages, awnings and carports.
SSBCC02	Construction Certificate Applications	• Assess and determine construction certificate applications for all type/class of buildings. • Conduct mandatory critical stage and other required inspections of the development prior to, during and after construction or demolition. • Provide specialised building advice for proposed developments.
SSBCC03	Compliance Services and Swimming Pool Inspection Program	• Investigate community complaints, serve legal orders/directions, and manage court prosecutions/appeals in relation to building and land use compliance. • Assess and determine Building Information Certificate applications. • Inspection of private swimming pool safety barrier fencing, issue rectification orders or compliance certificates and maintain register on the location of swimming pools.
SSBCC04	Fire Safety	• Maintain a fire safety register, which details all submitted fire safety certificates and special use buildings. • Investigate, conduct audits, and advise on fire safety requests received from the community and other government authorities.

Building Control and Compliance Indicators

ID No.	Indicator Measure	Baseline	Target	Preferred Trend
IDBCCO01	% Development applications determined within 40 days	50% per annum	70% per annum	▲
IDBCCO02	# Construction Certificates determined	5	N/A	▲
IDBCCO03	% Complying Development Certificates determined within agreed timeframe	95% per annum	100% per annum	▲
IDBCCO04	# Inspections undertaken for compliance of swimming pool fencing	171 per annum	250 per annum	▲

Building Control and Compliance Financials

ID No.	Service Outputs	Total ($) Income	Expenditure	Cost of Service	Staff (FTE)
SSBCC01	Development and Complying Development Certificate Applications	(320,771)	884,188	563,417	6.41
SSBCC02	Construction Certificate Applications	(208,369)	601,348	392,979	4.36
SSBCC03	Compliance Services and Swimming Pool Inspection Program	(302,848)	811,822	508,975	5.63
SSBCC04	Fire Safety	(205,596)	585,257	379,661	4.10
	TOTAL	**(1,037,584)**	**2,882,616**	**1,845,031**	**20.50**

This service is 1.05% of the Operational Plan Budget

City Connect Bus

Manager Waste and Cleansing Operations

What does this service do?

Provides free City Connect Bus Service for areas that are poorly serviced by existing private bus routes and increase accessibility to key destinations and community facilities.

ID No.	Service Outputs	Service Activities
SSCCB01	Hail and Ride Community Bus	• Provide Free Bus Service that covers major shopping centres in Villawood, Carramar, Fairfield, Fairfield Heights, Cabramatta, Canley Heights and Canley Vale.

City Connect Bus Indicators

ID No.	Indicator Measure	Baseline	Target	Preferred Trend
IDCCBO01	% City Connect bus service running on time	98% per annum	95% per annum	▲

City Connect Bus Financials

ID No.	Service Outputs	Total ($)			Staff (FTE)
		Income	Expenditure	Cost of Service	
SSCCB01	Hail and Ride Community Bus	(1,033)	54,206	53,173	-
	TOTAL	**(1,033)**	**54,206**	**53,173**	-

This service is 0.03% of the Operational Plan Budget



Design Management

Manager Design Services

What does this service do?

Defines, develops, investigates options, undertakes analysis, consults with stakeholders, develops estimated costs, finalises concept and detailed designs, delivers construction and contract management for urban, landscape, architectural, traffic facilities and civil infrastructure projects, and surveying and spatial data services.

ID No.	Service Outputs	Service Activities
SSDM01	Design Management Services	• Develop feasibility studies, design options and analysis, preferred solution, consultation, and scope and cost estimates for projects, including forward development of the PAMP and Bike Plan Action Plan in conjunction with Traffic and Transport Team. • Provide support for Grant funding applications for projects. • Provide advice on urban, civil and landscape design matters for strategic land use planning and development applications. • Provide designs for architectural, engineering and landscape projects. • Provide project and contract management of architectural, engineering and landscape projects. • Coordinate procurement for supply, design and construction fof architectural, engineering and landscape projects. • Provide delivery for architectural, engineering and landscape projects. • Provide construction phase design advice.
SSDM02	Surveying	• Conduct boundary surveys that determine property boundaries. • Conduct engineering surveys (measurement framework for the design of roads, car parks and roundabouts). • Conduct topographic and detailed surveys (identify ground features such as ground levels, trees, landscaping, and fencing). • Develop subdivision and road closure planning applications. • Conduct other surveys (for example levelling surveys, volume surveys, structure surveys). • Provide project specific survey information. • Conduct engineering surveys for external customers.

Design Management Indicators

ID No.	Indicator Measure	Baseline	Target	Preferred Trend
IDDMO01	# Urban and Landscaping Design Management projects where advice was provided	53 per annum	40 per annum	▲
IDDMO02	# Architectural and Interior Design Management projects where advice was provided	4 per annum	2 per annum	▲
IDDMO03	# Surveying projects undertaken	110 per annum	100 per annum	▲

Design Management Financials

ID No.	Service Outputs	Total ($) Income	Expenditure	Cost of Service	Staff (FTE)
SSDM01	Design Management Services	(41,420)	889,384	847,964	11.70
SSDM02	Surveying	-	421,566	421,566	4.00
	Sub Total	**(41,420)**	**1,310,950**	**1,269,530**	**15.70**
	New Projects	**-**	120,000	120,000	**-**
	TOTAL	**(41,420)**	**1,430,950**	**1,389,530**	**15.70**

This service is 0.79% of the Operational Plan Budget

Development Planning

Manager Development Planning

What does this service do?

Conduct the assessment and processing of all major development applications and engineering construction certificates across residential, commercial, and industrial developments.

ID No.	Service Outputs	Service Activities
SSDP01	Development and Local Activity Applications, Planning Appeals and Advice	• Assess and determine major development applications for residential, commercial, and industrial development, and subdivision of land. • Process local activity applications (except minor applications in Town Centres) including outdoor dining applications. • Assess and determine Section 4.55 (formerly Section 96) applications and Section 8.2 (formerly 82A) reviews. • Prepare and issue subdivision certificates, engineering construction certificates and approvals under the Roads Act. • Manage and defend planning appeals in the Land and Environment Court. • Conduct Development Advisory Meetings for Council's customers. • Provide internal planning advice to other divisions for Council projects and to Councillors (including Briefings). • Provide expert development advice to Council's customers via front counter customer service, telephone and online enquiries. • Provide advice and recommendations to external clients (architects, Members of Parliament, Councillors, development proponents, other government agencies and statutory authorities). • Assessment and reporting of development applications to the Sydney Western City Planning Panel (SWCPP) for determination. • Implement Council's Community Engagement Strategy 2024 in relation to applications submitted under Part 4 of the Environmental Planning and Assessment Act, 1979.
SSDP02	Fairfield Local Planning Panel (FLPP)	• Assessment and reporting of Development applications to the FLPP for determination. • Coordination of meetings, minutes and agenda's for FLPP meetings as required. • Printing and publishing to website of documentation for meetings where required. • Manage and arrange payment of members of the panel. • Scheduling of site inspections for development applications being considered. • Correspondence to stakeholders on meetings held and notification of FLPP determinations. • Undertake, store, and publish to website panel minutes and audio recordings of meetings where required.

Development Planning Indicators

ID No.	Indicator Measure	Baseline	Target	Preferred Trend
IDDPO01	% Development applications determined within 40 days	30% per annum	50% per annum	▲
IDDPO02	% Construction Certificates determined within 40 days	67% per annum	80% per annum	▲

Development Planning Financials

ID No.	Service Outputs	Total ($) Income	Expenditure	Cost of Service	Staff (FTE)
SSDP01	Development and Local Activity Applications, Planning Appeals and Advice	(1,088,294)	3,483,072	2,394,779	24.80
SSDP02	Fairfield Local Planning Panel (FLPP)	-	122,048	122,048	0.70
	TOTAL	**(1,088,294)**	**3,605,120**	**2,516,827**	**25.50**

This service is 1.43% of the Operational Plan Budget

Infrastructure Construction and Maintenance

Manager Infrastructure Services

What does this service do?

Deliver Council's major programs for new capital and renewal of infrastructure assets (buildings, roads, kerb and gutter, footpaths, drainage, signs/line marking and sportsfields). Undertake breakdown repair and programmed maintenance for Council's infrastructure assets to meet Council's service standard.

ID No.	Service Outputs	Service Activities
SSICM01	New Capital and Renewal Works	• Renewal works for Roads and Transport assets (Road Pavement, Car Parks, Footpath, Kerb and Gutter, Bridges/Wharfs/Culverts, Traffic Facilities and Road Furniture such as bus stops). • Renewal works for Building assets (Childcare Centres, Community Centres/Halls, Council Offices, Leisure Centres, Museums, Amenities and commercial/residential). • Renewal works for exposed drainage assets (Pits, Concrete Open Channels and Culverts). • Undertake emergency asset renewal due to any critical failure. • Construct new footpaths as programmed in Delivery Plan. • Ensure contract management to comply with procurement and WHS management policies and procedures.
SSICM02	Maintenance – Programmed and Breakdown Repair	• Respond to customer requests to "make safe"/fill smaller potholes in roads. • Respond to customer requests to "make safe" road failures by heavy patching. • Respond to customer requests to "make safe" footpaths (replace maximum 10 panels/grind or asphalt to remove trip hazard). • Respond to customer requests to repair kerb and gutter of less than 10 lineal metres. • Re-painting lines and minor repair of traffic facilities including fences along raised islands/speed humps. • Inspect 25% of street naming and directional signs annually and program the repair/replacement when in poor condition. • Respond to customer requests to repair/replace road furniture that has been vandalised/ damaged and is in poor condition. • Respond to customer requests to fill pot-holes and line mark at-grade car parks when in poor condition. • Contract CCTV inspection of unexposed pipe and pit to inform repair and blockage clearance. • Undertake reactive and programmed stormwater pit cleaning. • Respond to customer complaint about damaged drainage infrastructure. • Respond to tenant/customer complaint to "make safe" building assets and undertake breakdown repair for all Council buildings and facilities. • Undertake annual scheduled Building programmed maintenance and reports completed. • Replace and repair signs and line marking replaced and repaired upon report.

ID No.	Service Outputs	Service Activities
SSICM02	Maintenance – Programmed and Breakdown Repair continued	• Deliver as per legislated requirements the compliance maintenance schedules to achieve annual fire safety statements (AFSS) on all Council Buildings owned and managed for provision to NSW Fire and Rescue and for display at the sites by Business Managers/Tenants. • Deliver compliance requirements and maintain Compliance Certification Register for Council's buildings.
SSICM03	Plant and Equipment	• Provide the necessary and effective resources to implement the inspection, testing, replacement and upgrading of plant and equipment.
SSICM04	Fleet Maintenance	• Provide the necessary and effective resources to Implement the scheduled maintenance for Council's fleet.

Infrastructure Construction and Maintenance Indicators

ID No.	Indicator Measure	Baseline	Target	Preferred Trend
IDICMO01	% Road and Transport Asset maintenance completed	98% per annum	90% per annum	▲
IDICMO02	% Stormwater Drainage Asset maintenance completed	95% per annum	90% per annum	▲
IDICMO03	% Building and Facility Asset maintenance completed	94% per annum	90% per annum	▲
IDICMO04	% Footpath Asset Maintenance completed	77% per annum	90% per annum	▲

Infrastructure Construction and Maintenance Financials

ID No.	Service Outputs	Total ($)			Staff (FTE)
		Income	Expenditure	Cost of Service	
SSICM01	New Capital and Renewal Works	11,674	2,370,212	2,381,886	44.48
SSICM02	Maintenance – Programmed and Breakdown Repair	(8,537)	6,249,689	6,241,152	31.44
SSICM03	Plant and Equipment	(23,870)	1,740,444	1,716,574	0.54
SSICM04	Fleet Maintenance	(2,529)	596,617	594,088	11.54
	TOTAL	**(23,262)**	**10,956,962**	**10,933,700**	**88.00**

This service is 7.04% of the Operational Plan Budget

Land Information Services

Manager Strategic Land Use Planning

What does this service do?

Prepare and manage Council's information relating to land in both text and geographic mapping formats across the Fairfield City Local Government Area.

ID No.	Service Outputs	Service Activities
SSLIS01	Land Information Services	• Provide Geographic Information System (GIS) related training, system access, reports and maps to Council staff. • Providing maps to external customers in both paper and electronic format. • Provide training and educational workshops for Council staff about the GIS. • Manage and update information related to land. • Investigate proposed changes to house number from external customers across Fairfield City.

Land Information Services Indicators

ID No.	Indicator Measure	Baseline	Target	Preferred Trend
IDLISO01	# Internal mapping requests completed	27 per annum	40 per annum	▲

Land Information Services Financials

ID No.	Service Outputs	Total ($) Income	Expenditure	Cost of Service	Staff (FTE)
SSLIS01	Land Information Services	-	349,333	349,333	2.00
	TOTAL	-	**349,333**	**349,333**	**2.00**

This service is 0.20% of the Operational Plan Budget



Major Projects

Manager Major Projects and Planning

What does this service do?

Project manage and coordinate the funding, design, construction and commissioning of major new community infrastructure, civil and building construction and special projects.

Specialist services include project management, contract preparation and management, site management, and procurement planning and execution. Provide coordination and reporting of the organisation's capital works program, including forward planning.

ID No.	Service Outputs	Service Activities
SSMP01	Project Delivery	• Project concept documentation (for example feasibility studies, business cases, project scopes, project plans, schedules and risk analysis). • Design management for architectural and engineering major projects. • Procurement of resources and contractors for projects (including procurement plans, specifications, tenders, quotations, awarding of contracts and reporting). • Management of contracts and associated construction work. • Expert advice on engineering and building projects. • Projects managed from initiation through to the end of defects liability period (scope, schedule, stakeholder, risk management, cost control, communications, procurement, planning applications, probity and legal arrangements).
SSMP02	Program Management	• Coordination and reporting on the delivery of the Operational Plan's civil and building construction works program. • Implementation of programming improvements (such as consolidation of similar projects to streamline procurement processes and achieve time / cost savings).

Major Projects Indicators

ID No.	Indicator Measure	Baseline	Target	Preferred Trend
IDMPO01	# Request for Tender Contracts awarded	10 per annum	N/A	▲
IDMPO02	# Request for Quotation Contracts awarded	9 per annum	N/A	▲

Major Projects Financials

ID No.	Service Outputs	Total ($) Income	Expenditure	Cost of Service	Staff (FTE)
SSMP01	Project Delivery	-	179,600	179,600	2.00
SSMP02	Program Management	-	724,969	724,969	8.00
	Sub-Total	**-**	**904,569**	**904,569**	**10.00**
	New Projects	(13,724,003)	21,247,837	7,523,834	-
	TOTAL	**(13,724,003)**	**22,152,406**	**8,428,403**	**10.00**

This service is 4.80% of the Operational Plan Budget

Theme 2 Places and Infrastructure

Parks and Open Space Operations

Manager Infrastructure Services

What does this service do?

Provide the necessary and effective resources to implement the service levels identified in Council's Parks and Recreation (Open Space) Asset Management Plan.

ID No.	Service Outputs	Service Activities
SSPOS01	Major Town Centres and Minor Retail Centres	• Grass/Lawn mowing maintained on a regular basis to service standard specified. • Garden Maintenance maintained on a regular basis to service standard specified. • Litter removal mown areas, gardens, car park areas undertaken on a regular basis to service standard specified. • Assess health, growth habitat, structure and stability of shrubs, hedges, and small trees in maintained area to determine and undertake appropriate pruning to service standard specified. • Asset water requirements to maintain healthy growth of shrubs, hedges, and small trees in maintained area as per the service standard specified. • Service levels identified to: - Maintain all Council's open space areas including laneways/reserves, rural road verges and nature strips for access/safety. - Maintain the gardens and grounds of Council's district parks. - Maintain Council's dog off-leash parks. - Maintain the gardens and grounds of Council's local and neighbourhood parks. - Maintain major town centre and retail centres gardens and nature strips. - Maintain neighbourhood town centres and retail centres gardens and nature strips. - Maintain the gardens of Council's Suburb Banner sites, Gateway sites, intersection garden sites and roundabout (Christmas Decoration) sites.

ID No.	Service Outputs	Service Activities
SSPOS02	Parks, Sportsfields and Recreational Spaces	• Maintain the gardens and grounds of Council's District Parks to service standard specified. • Maintain the gardens and grounds of Council's Local and Neighbourhood Parks to service standard specified. • Maintain Dog Off-Leash Parks to service level specified. • Maintain sportsfields playing area on a regular basis to service level specified. • Maintain sportsfields outer areas on a regular basis to service level specified. • Maintain turf wickets (2) to specified standard. • Provide line marking of sportsfields and athletic tracks to specified service levels. • Annual sportsfield restoration program delivered. • Service levels identified to maintain sportsfields (multi-purpose fields). • Review and update Council's Tree Management Policy. • Inspect Council's trees at high-risk sites including childcare centres, community facilities and high use play grounds and sportsfields. • Manage Contract to provide tree maintenance services. • Inspect and respond to applications for tree pruning or removal on private property in compliance with the Fairfield Local Environmental Plan 2018. • Manage the Contract to assess condition and undertake Compliance Inspections to maintain play equipment to the Australian Standards. • Undertake/ensure that Operational Inspections of play equipment are competed quarterly in line with Australian Standards. • Manage the Contract to maintain Council's "Splashpad" at Deerbush Park. • Manage contracts to identify and deliver the service level required for the mowing/landscaping and garden care including servicing of Council Properties such as Childcare Centres, Leisure Centres, Tennis Centres and Libraries.
SSPOS03	Public Spaces, Road Reserves and Emergency Response	• Maintain reserves and open spaces on a regular basis including mowing, weed spraying, brush cutting, removal of litter and fallen debris to service level specified. • Maintain pathways/laneways on a regular basis including mowing, weed spraying, brush cutting, removal of litter and fallen debris to service level specified. • Maintain nature strips meeting criteria on a regular basis, including bus stops, frontages of Council owned land and proportionally large areas to service level specified including mowing, weed spraying, brush cutting, removal of litter and fallen debris. • Maintain nature strips programmed for intervention to meet pedestrian safety and access requirements. • Rural road verges maintained on a regular basis to service level specified. • Undertake emergency mowing of residential nature strips at the intervention point specified or where the overgrown nature of the area creates an unacceptable level of risk to the public. • Garden maintenance in road reserves including City Gateway signage sites, suburb banner sites, intersection gardens, roundabouts, medians and traffic islands in line with service level specified and garden hierarchy. • Manage Contract for Graffiti removal on Council owned assets. • Graffiti removal on privately owned assets on a cost recovery basis. • Provide materials for NSW Government corrective services to undertake a graffiti "paint out" service on privately owned walls/fences adjoining public land.

ID No.	Service Outputs	Service Activities
SSPOS04	Asset Management and Customer Services	• Undertake condition assessments for asset categories in the Open Space Asset Management Plan to ensure assets are fit for purpose. • Program maintenance and renewal of Council's infrastructure assets in consultation with internal and external stakeholders. • Undertake the Environmental Management Plan inspections ensuring that reporting meets required frequency schedules. • Respond to customer requests for service. • Respond to Members of Parliament and Mayoral requests for service.

Parks and Open Space Operations Indicators

ID No.	Indicator Measure	Baseline	Target	Preferred Trend
IDPOSO01	% Mowing, landscaping, sportsfield maintenance completed to the required service levels	84% per annum	70% per annum	▲
IDPOSO02	% Landscaping sites and gardens maintained to the service levels	84% per annum	70% per annum	▲
IDPOSO03	# Graffiti removals undertaken	202 per annum	N/A	▼
IDPOSO04	% Open Space asset condition inspections undertaken	To be established	100%	▲
IDPOSO05	% Private tree requests completed to the required service levels (note: pruning, removal)	To be established	95%	▲
IDPOSO06	% Public tree requests completed to the required service levels (note: pruning, removal)	To be established	80%	▲

Parks and Open Space Operations Financials

ID No.	Service Outputs	Total ($) Income	Expenditure	Cost of Service	Staff (FTE)
SSPOS01	Major Town Centres and Minor Retail Centres	(21,042)	1,517,167	1,496,125	11.45
SSPOS02	Parks, Sportsfields and Recreational Spaces	(306,359)	3,857,854	3,551,495	30.75
SSPOS03	Public Spaces, Road Reserves and Emergency Response	(5,611)	241,132	235,521	0.60
SSPOS04	Asset Management and Customer Service	-	153,899	153,899	1.20
	Sub-Total	**(333,012)**	**5,770,052**	**5,437,040**	**44.00**
	Major Programs	-	1,753,960	1,753,960	-
	TOTAL	**(333,012)**	**7,524,012**	**7,191,000**	**44.00**

This service is 3.21% of the Operational Plan Budget

Strategic Asset Management - Civil and Built

Manager City Assets

What does this service do?

Ensure existing community assets (buildings, drainage, roads, and street lighting) are maintained to an agreed standard by undertaking condition inspections to identify and program required repair and renewal works.

ID No.	Service Outputs	Service Activities
SSAMCB01	Asset Management Strategy	• Asset Management Policy, Strategy, Plans and Specifications. • Asset Lifecycle and Service Management. • Asset Information System Management. • Statutory Reporting and Asset Revaluation. • Process requests for Landowners Consent for Council's Infrastructure and Building Assets. • Undertake Council's asset financial and depreciation reporting and revaluation for fixed Infrastructure. • Assets to inform Council's Long Term Financial Plan and Audit requirements. • Development Application assessment and review. • Asset Management System aligned with WHS Asbestos Register.
SSAMCB02	Community Buildings Management	• Maintain and update Council's Asset Management System including inventory and condition assessment. • Maintain and update QMPOL-AMS-008 Asset Management Plan – Guidelines – Condition Assessment – Community Buildings. • Develop the renewal program for Council's buildings and consult the works proposed with Business Operators for scheduling and alignment with Council's Strategic Plans. • Building Scopes of Work prepared (specifications) for renewal works to meet required schedules and budgets. • Building Capitalisation and Handover components identified for Project Managers including "hold points" and defect rectification requirements agreed. • Identify and develop the specification for Council's building external planned maintenance contracts and perform the Contract Management role. • Identify, develop the specification for Council's building internal planned maintenance Service Level Agreements including the reporting requirements to ensure completion of the works. • Deliver compliance requirements and maintain the Compliance Certification Register for Council's Buildings. • WHS asbestos register is used to inform programmed renewal. • Manage Council's Security Contract (Asset related). • Issue Council's Staff and Contractor Access Cards for Council's Buildings. • Review building breakdown Service Requests, issue Work Orders for Council's Administration Building and monitor completion reports for all Council Buildings planned and compliance maintenance.

ID No.	Service Outputs	Service Activities
SSAMCB02 continued	Community Buildings Management	• Consult with Council's internal tenants (Business Operators) the Asset Renewal, Planned and breakdown maintenance work for cost and service efficiencies. • Develop and maintain Council's Building Directories for each Council Building in consultation with Building Operators. • Process Business Operator QMF-BCF-002 – Minor Works Requests/ Fit Out by Building Operators including Director approvals and works completion reporting. • Business Operator for Council's Administration Centre including functions such as the display of the corporate Christmas Tree. • Technical Standards and Specifications to be developed and maintained for each Asset Category (i.e. Childcare Centres, Leisure Centres, Community Centres etc) in collaboration with Business Operators and Council's internal service provider. • Report to Commercial Insurance any damage sustained to Council's Building Assets.
SSAMCB03	Roads And Transport Asset Maintenance and Renewal	• Maintain and update Council's Asset Management System, Roads, and Transport Asset Register including inventory and condition assessment. • Maintain and update QMPOL-AMS-009 Asset Management Plan – Guidelines – Condition Assessment – Roads and Transport. • Roads and Transport Major Programs (Road Pavement, Kerb and Gutter, Footpath, Bridges, etc) design briefs prepared (specifications) for renewal works to meet required schedules and budgets. • Review the maintenance program for Council's Roads and Transport Program with Council's internal service provider specifying internal Service Level Agreements. • Contract Specification for Road Pavement Testing (Deflection). • Continue to work towards reporting of the reactive maintenance works for all Council's Roads and Transport assets. • Technical Standards and Specifications to be reviewed and maintained for each Asset Category (i.e. Road Pavement, Footpath, Kerb and Gutter) as part of the updating of Council's Roadworks Specifications. • Issue Roads Act Approvals including Road Opening Permits, Road Occupancy and Crane Permits, and Hoarding Permits for Development Sites. • Issue Road Reserve Clearance Certificates to ensure the restoration of Council assets by developers. • Process Land Access Notifications (LANS) for utilities and telecommunications providers i.e. NBN to ensure timely restoration of Council assets. • Manage Vehicular Crossing (Driveway Applications), issuing design and reviewing formwork to provide final sign-off of completed works. • Respond to Customer Service Requests (CRM) about Roads and Transport assets. • Respond to Commercial Insurance Claims, investigating and reporting.

ID No.	Service Outputs	Service Activities
SSAMCB04	Stormwater Drainage Asset Maintenance and Renewal	• Maintain and update Council's Asset Management System, and Stormwater Drainage Asset Register including inventory (mapping) and condition assessment. • Maintain and update QMPOL-AMS-0010 Asset Management Plan – Guidelines – Condition Assessment – Stormwater Drainage. • Stormwater Drainage Major Renewal Programs (Pit, Pipe, GPT etc) to meet required schedules and budgets. • Stormwater Drainage Major Renewal Program components identified for Project Managers including "hold points" and defect rectification requirements agreed. • Review the maintenance program for the Stormwater Drainage Program with Council's internal service provider specifying internal Service Level Agreements or external Contracts. • Technical Standards and Specifications are maintained for each Asset Category (i.e Pit, Pipe). • Respond to Customer Service Requests (CRM) about the Stormwater Drainage assets.
SSAMCB05	Street Lighting Management	• Maintain information on Council's website for customer reporting of street light faults to the electricity provider. • Report street light faults identified to the electricity provider. • Street lighting compliance investigations completed that inform the designs and costing required to deliver the renewal program. • Provide street lighting design review and approval for developer capital works projects.

Strategic Asset Management - Civil and Built Indicators

ID No.	Indicator Measure	Baseline	Target	Preferred Trend
IDAMCBO01	$ Value of Asset handover completed for new assets	$15.621m	N/A	▲
IDAMCBO02	$ Value of Asset handover completed for renewal assets	$42.827m	$32.000m	▲

Strategic Asset Management - Civil and Built Major Program/s

Asset Management Strategy
Identify deliverables from the Asset Management Strategy Action Plan to ensure the continued improvement of Council's asset management planning.

Total **Service Budget**

Suburb	ID No.	Description	Funding Type	2026-2027 $
City Wide	MPAMS2701	**Asset Maintenance Review for Key Facilities** Conduct an asset review of key locations (e.g. Aquatopia, Cabravale Leisure Centre) to ensure all programmed maintenance and inspection responsibilities are captured and optimise whole-of-life costs.	Service Budget	-
	MPAMS2704	**Stormwater and Catchment Renewal Coordination** Develop a coordinated process to align renewal and maintenance schedules across stormwater and catchment management functions.	Service Budget	-

Disability Upgrades - Access Improvement Program
Undertake modification to Council's community facilities and amenities to improve access for people with disabilities to comply with current Australian Standards.

Total **$192,000**

Suburb	ID No.	Description	Funding Type	2026-2027 $
City Wide	MPDU2701	**Disability Upgrades – Access Improvements** Undertake access improvements at Greenfield Park Community Centre.	Section 7.12	100,000
Prairiewood	MPDU2702	**Accessible Pool Steps – Prairiewood Leisure Centre** Install tiered accessible pool entry steps to replace existing ladder.	Section 7.12	25,000
Smithfield	MPDU2602	**Development of Sensory Space** Develop a sensory space for the Tasman Parade Early Learning Centre by opening the wall between the preschool room and the current kitchen and remove all the fittings within the kitchen space and non-functioning.	General Grant Section 7.12 **Total**	42,000 20,000 5,000 **67,000**

Building and Facilities Renewal
Upgrade of Council's building and facilities that are not meeting the current service levels as identified in Council's Asset Management Plan.

Total $3,101,325

Suburb	ID No.	Description	Funding Type	2026-2027 $
Bonnyrigg	MPBAR2726	**Bonnyrigg Youth and Community Centre** Concrete foot path works, storm water drainage, landscaping, down pipes, masonry and footing remedial works for the building.	General	147,600
Cabramatta	MPBAR2704	**SES HQ** Rectification works including repainting on walls (400m2), shade screens and garage doors.	General	105,000
	MPBAR2724	**2 McBurney Road, Cabramatta** Renewal of timber with concrete and vinyl flooring throughout the property 170m2, wall remediation works and cabinetry renewals.	General	225,300
Canley Vale	MPBAR2728	**Cabramatta Leisure Centre - HVAC Renewals** Renewal of Cabramatta Leisure Centre VSDs and air cooled screw chillers.	General	36,134
	MPBAR2725	**Cardwell Street Depot** To demolish the existing damaged awning and replace with new to support current service levels.	General	124,770
City Wide	MPBAR2702	**Height safety compliance** Whitlam Library (Safety pathway, barrier for the side of the first level roof, anchor points along the side of the building.), Fairfield Library (Raise the walking platforms higher to stop rubbish and debris getting trapped under the platforms.) and Fairfield Hub (Anchor points and ladders).	General	110,000
	MPBAR2705	**Forward Planning** Various condition audits, structural and architectural planning for renewal program roll out.	General	392,882
	MPBAR2707	**Fire Renewal** Rectification works on fire service assets that arise from the Annual Fire Safety Statement (AFSS) audits.	General	100,000
	MPBAR2708	**Electrical Distribution Board Renewals** Renewal of Fairfield Showground's Parklands Function Centre, Cabramatta Leisure Centre and Fairfield Preschool.	General	100,000
	MPBAR2710	**Leisure Centre Plant Room Renewals** Renewal of Fairfield Leisure Centre HVAC Plant and Prairiewood Leisure Centre Electrical Plant.	General	100,000
	MPBAR2711	**Lift Parts Replacement** Whitlam Library, Dutton Plaza, Fisher Street Carpark, Downey Lane Carpark and Nelson Street Carpark.	General	50,000

Building and Facilities Renewal Major Program continued

Suburb	ID No.	Description	Funding Type	2026-2027 $
Fairfield	MPBAR2709	**Fairfield Leisure Centre – Steam Room** Renewal of the steam room including rebuilding structural supports of the room and installing a modular steam room unit.	General	300,000
	MPBAR2712	**Downey Lane Carpark** Renewal of internal stairwell, masonry, handrail repairs and columns surface.	General	35,000
	MPBAR2727	**50 Harris Street, Fairfield** Renewal of timber flooring with concrete and vinyl throughout the property (165m2), cabinetry renewal and wall remediation works.	General	217,500
Prairiewood	MPBAR2717	**Prairiewood Leisure Centre – Indoor Pool Area** Rectification of internal walls in the indoor pool hall area including repainting and bathroom/change room renewals. (tiling, fittings, electrical)	General	150,439
	MPBAR2718	**Prairiewood Leisure Centre – Cabanas** Renewal of cabanas barge boards, turnstile renewals (x3) and security fencing renewals along the perimeter of the site.	General	175,000
	MPBAR2719	**Prairiewood Leisure Centre** Renewal of the roof access ladder - safer system.	General	150,000
Smithfield	MPBAR2720	**Fairfield Museum Stein Gallery** Renewal of flooring substructure in the Stein gallery (300m2).	General	105,000
Wakeley	MPBAR2721	**Administration Centre – Stage 2 – Roofing** Renewal of the Administration Centre Roofing (1,275m2) - Stage 2.	General	376,700
	MPBAR2729	**Administration Centre** Sub soil drainage, submersible pump and pest treatment.	General	100,000

Drainage Renewal
Upgrade drainage sites across the city in response to poor asset condition and community requests.

Total $300,000

Suburb	ID No.	Description	Funding Type	2026-2027 $
City Wide	MPDR2701	**Drainage Renewal** Upgrade drainage sites across the city in response to poor asset condition and community requests.	General	300,000

Emergency Asset Failure
Minimise Council's risk for asset failures with funding set aside to be available for any asset with an unplanned failure during the year.

Total $250,000

Suburb	ID No.	Description	Funding Type	2026-2027 $
City Wide	MPEAF2701	**Emergency Asset Failure** This program is intended for unplanned renewal of all built asset classes that may arise throughout the year. There are no set projects for this major program. These funds are for any assets that have an emergency requirement to be fixed during the 2026-2027 financial year.	General	250,000

Footpath Renewal Program
Upgrade of footpaths, including walkways and cycleways, which have deteriorated below the condition rating of 'poor' and 'very poor' in Council's Asset Management Plan.

Total $1,553,534

Suburb	ID No.	Description
Bonnyrigg	MPFRP2702	**Edensor Road** Both sides from Bonnyrigg Avenue to LP Tway (60m)
Bonnyrigg Heights	MPFRP2703	**Aplin Road** Right side from Dowland Street to Elizabeth Drive (150m)
Bossley Park	MPFRP2704	**Murrumbidgee Street** Both sides from Dead End to Serpentine Street (140m)
	MPFRP2705	**Candlewood Street** Right side from Restwell Road to Manna Place (20m)
Cabramatta	MPFRP2706	**Railway Parade** Left side from Boundary Lane to John Street (35m)
	MPFRP2707	**Old Cabramatta Road** Both sides from Cabramatta Road to Railway Parade (80m)
Canley Vale	MPFRP2708	**Sackville Street** Both sides from Canley Vale Road to The Grove (390m)
	MPFRP2709	**Canley Vale Road** Both sides from Railway Parade to Sackville Street (45m)
	MPFRP2710	**Railway Parade** Left side from Canley Vale Road to Stuart Street (45m)
	MPFRP2711	**Curtin Street** Left side from Melville Avenue to Cumberland Street (40m)
	MPFRP2712	**Curtin Street** Right side from Broomfield Street to Melville Avenue (30m)
City Wide	MPFRP2701	**City Wide** City Wide Renewal
	MPFRP2713	**CBD Town Centre** Replace cracked or damaged pavers (50sqm)
Edensor Park	MPFRP2715	**Hillier Street** Both sides from Cuthbert Crescent to Treloar Place (90m)
	MPFRP2716	**Eldershaw Road** Left side from Swan Road to Edensor Road (95m)
	MPFRP2717	**Swan Road** Left side from Eldershaw Road to Markovina Street (20m)

Footpath Renewal Program continued

Suburb	ID No.	Description
Fairfield	MPFRP2718	**Fairfield Street** Left side from Fairfield Street Access to The Horsley Drive (50m)
	MPFRP2719	**The Horsley Drive** Walkway Right side from The Horsley Drive to Fairfield Street (40m)
	MPFRP2720	**Ware Street** Right side from Cunninghame Street to Sackville Street (45m)
	MPFRP2721	**Sackville Street** Both sides from Hamilton Road to Joyce Street (20m)
Fairfield East	MPFRP2723	**Fairfield Street** Both sides from Bridge to Vine Street (50m)
Fairfield West	MPFRP2724	**Hamilton Road** Both sides from Corona Road to Sullivan Street (100m)
	MPFRP2725	**McCarthy Street** Both sides from Kenny Place to McGee Place (40m)
	MPFRP2726	**Margaret Street** Right side from Maud Street to The Boulevarde (25m)
	MPFRP2727	**Lenton Avenue Reserve** Walkway from Lenton Avenue to Hamilton Road (25m)
	MPFRP2728	**Smithfield Road** Walkway from Polding Street to Smithfield Road (20m)
	MPFRP2729	**Lynesta Avenue** Left side from Dyson Place to Corona Road (30m)
Greenfield Park	MPFRP2730	**Hornet Street** Both sides from Smithfield Road to Mimosa Road (150m)
Lansvale	MPFRP2731	**Eastbank Avenue** Both sides from Harrow Avenue to Silverwater Crescent (90m)
Mt Pritchard	MPFRP2732	**Hamel Road** Both sides from Bindea Street to Meadows Road (115m)
	MPFRP2733	**Phyllis Street** Both sides from Edna Avenue to Townview Road (65m)
	MPFRP2734	**Bannister Place** Both sides from Edna Avenue to Cul-De-Sac (115m)
Old Guildford	MPFRP2735	**Whitaker Street** Left side from Broughton to Junction Street (15m)
Prairiewood	MPFRP2736	**Polding Street** Both sides from Bourke Street to Waverley Street (80m)
	MPFRP2737	**Prairie Vale Road** Both sides from Christie Street to Moonlight Road (110m)
Smithfield	MPFRP2738	**Victoria Street** Right side from Justin Street to Hart Street (125m)
	MPFRP2740	**Hinkler Street** Both sides from Kingsford Street to Cul-De-Sac (40m)

Footpath Renewal Program continued

Suburb	ID No.	Description
St Johns Park	MPFRP2741	**Edensor Road** Both sides from Melbourne Road to Bonnyrigg Avenue (60m)
	MPFRP2742	**Torwood Place** Both sides from Ironside Street to Cul-De-Sac (80m)
	MPFRP2743	**Geelong Crescent** Both sides from Melbourne Road to Melbourne Road (110m)
	MPFRP2744	**Hawthorn Park** Loop to Loop (20m)
Villawood	MPFRP2745	**Villawood Place** Right side from Villawood Road to HN1 Villawood Rd (Cul-De-Sac) (35m)
Wakeley	MPFRP2746	**Burns Road** Left side from Iluka Place to Kembla Street (50m)
	MPFRP2748	**Bulls Road** Both sides from Canley Vale Road to Box Road (140m)
	MPFRP2749	**Newcastle Street** Both sides from Bulls Road to Kembla Street (115m)
Wetherill Park	MPFRP2751	**Elizabeth Street** Both sides from The Horsley Drive to Victoria Street (145m)
	MPFRP2752	**Victoria Street** Both sides from Canley Vale Road to Newton Road (65m)
	MPFRP2753	**Dickens Road** Left side from Goldsmith Close to Swift Place (65m)
	MPFRP2754	**Hopkins Street** Both sides from Vidal Street to Locke Street (100m)

New Footpath Construction

Construction of new footpaths to achieve Council's goal to provide access to footpaths on at least one side of every street in the City and improve connectivity to Town Centres.

Total **$500,000**

Suburb	ID No.	Description
City Wide	MPNF2701	**New Footpath Program - City Wide** Pedestrian footpath program to implement new footpaths (as identified during 2026-2027 by internal and external customers).

Roads and Transport Program
Upgrade of local and regional roads, which have deteriorated below the condition rating of 'poor' and 'very poor' in Council's Asset Management Plan. Funding for these works are from various sources including local, state, and federal funding.

Total	**$15,816,225**
General	$13,006,419
3x3 Levy	$137,000
Block Grant	$641,000
Roads to Recovery	$2,058,806

Suburb	ID No.	Description
Abbotsbury	MPRR2701	**Roony Avenue** From Stockdale Crescent to Condor Close Darling Street Repair pavement failures and resurfacing with hot mix asphalt (400m)
	MPRR2702	**Comin Place** From Heysen Street to Cul-De-Sac Repair pavement failures and resurfacing with hot mix asphalt (172m)
Bonnyrigg	MPRR2715	**Kincumber Road** From Lalich Avenue to Wearne Road Repair pavement failures and resurfacing with hot mix asphalt (242m)
Bonnyrigg Heights	MPRR2777	**Hornsey Close** From Northumberland Street to Cul-De-Sac Repair pavement failures and resurfacing with hot mix asphalt (95m)
	MPRR2704	**Bach Place** From Handel Street to Cul-De-Sac Repair pavement failures and resurfacing with hot mix asphalt (160m)
	MPRR2705	**Bimbi Place** From Mongomery Road to Cul De Sac Repair pavement failures and resurfacing with hot mix asphalt (177m)
	MPRR2706	**Bindea Street** From Hamel Road to Welling Place Repair pavement failures and resurfacing with hot mix asphalt (115m)
	MPRR2707	**Gillen Close** From Childers St to Cul-De-Sac Base replacement and asphalt overlay Repair pavement failures and resurfacing with hot mix asphalt (83m)
	MPRR2708	**Middlehope Street** From Raleigh Place to Borojevic Street - Raleigh Place (House Number 22) Repair pavement failures and resurfacing with hot mix asphalt (112m)
	MPRR2710	**Penna Place** From Mount Street to Cul-De-Sac Repair pavement failures and resurfacing with hot mix asphalt (267m)
	MPRR2711	**Petersham Street** From Auckland Street to Georgina Street Repair pavement failures and resurfacing with hot mix asphalt (176m)
	MPRR2720	**Argyle Close** From Middlehope Street to Cul-De-Sac Repair pavement failures and resurfacing with hot mix asphalt (113m)
	MPRR2709	**Northumberland Street** From Georgina Street to Middlehope Street Repair pavement failures in multiple locations (250m)
	MPRR2782	**North Liverpool Road** Section 1 - From Wilson Road to House Number 279A Section 2 - From House Number 136B to 217 Mill and re-sheet with hot mix asphalt along travel lane for two sections (500m)

Roads and Transport Program continued

Suburb	ID No.	Description
Bonnyrigg Heights	MPRR2786	**Cowra Close** From Georgina Street to Cul-Ds-Sac Repair pavement failures and resurfacing with hot mix asphalt (38m)
	MPRR2787	**Farrar Place** From Childers Street to Cul-Ds-Sac Repair pavement failures and resurfacing with hot mix asphalt (238m)
Bossley Park	MPRR2778	**Marina Close** From Slater Road to Cul-De-Sac Repair pavement failures and resurfacing with hot mix asphalt (112m)
	MPRR2712	**Ona Close** From Dakota Drive to Cul-De-Sac Repair pavement failures and resurfacing with hot mix asphalt (46m)
Cabramatta	MPRR2713	**Lasa Street** From Cabramatta Road West to Boundary Lane Repair pavement failures and resurfacing with hot mix asphalt (186m)
	MPRR2780	**Gladstone Street** From St Johns Road to Mc Burney Road Repair pavement failures and resurfacing with hot mix asphalt (145m)
Cabramatta and Cabramatta West	MPRR2781	**John Street - Roundabouts along John Street intersection with Bold Street, Lord Street, Water Street, High Street, Gladstone Street and Coventry Road** Reinstate central island where required and mill and re-sheet with hot mix asphalt in multiple locations (205m)
Cabramatta West	MPRR2714	**Di Salvo Close** From Cumberland Highway to Cul-De-Sac Repair pavement failures and resurfacing with hot mix asphalt (113m)
	MPRR2716	**Lister Avenue** From Deller Avenue to Pepler Avenue Repair pavement failures and resurfacing with hot mix asphalt (207m)
	MPRR2717	**Pepler Road** From Unwin Road to John Street Repair pavement failures and resurfacing with hot mix asphalt (150m)
	MPRR2785	**John Street** From Abercrombie Street to Cumberland Highway Repair pavement failures and resurfacing with hot mix asphalt (171m)
Canley Heights	MPRR2721	**Duke Street** From Salisbury Street to Gladstone Street Repair pavement failures and resurfacing with hot mix asphalt (107m)
	MPRR2722	**Queen Street** From Adolphus Street to Burdett Street Repair pavement failures and resurfacing with hot mix asphalt (145m)
	MPRR2719	**Adolphus Street** From Torrens Street to Canley Vale Road Repair pavement failures and resurfacing with hot mix asphalt (76m)

Roads and Transport Program continued

Suburb	ID No.	Description
Canley Heights	MPRR2703	**Parklea Parade** From Chelsea Drive to Glenlea Street Repair pavement failures and resurfacing with hot mix asphalt (225m)
	MPRR2718	**Adolphus Street** From George Street to Prince Street Repair pavement failures and resurfacing with hot mix asphalt (129m)
Carramar	MPRR2724	**Matthews Street** From Bland Street to Mitchell Street Repair pavement failures and resurfacing with hot mix asphalt (198m)
	MPRRP2723	**Cooma Street** From River Avenue to Mitchell Street Repair pavement failures and resurfacing with hot mix asphalt (183m)
Cecil Park	MPRR2725	**Alaine Place** From Wallgrove Road to Cul-De-Sac Repair pavement failures and resurfacing with hot mix asphalt (354m)
	MPRR2765	**Selkirk Avenue** From Cecil Road to Coreen Avenue Repair pavement failures and resurfacing with hot mix asphalt (435m)
City Wide	MPRR2734	**Pavement Investigations 2026-2027** Investigations for Road Renewal Program 2026-2027 and design requiring projects.
	MPRR2735	**Unplanned Heavy Patching Works** City Wide unplanned heavy patching works.
Edensor Park	MPRR2727	**Cusak Close** From Eldershaw Road to Cul-De-Sac Repair pavement failures and resurfacing with hot mix asphalt (57m)
	MPRR2729	**Eldershaw Road** From Edensor Road to Cusak Close Repair pavement failures and resurfacing with hot mix asphalt (101m)
	MPRR2730	**Gwandalan Road** From Swan Road to Weeroona Road Provide subsoil drainage system, repair pavement failures and resurfacing with hot mix asphalt (645m)
	MPRR2731	**Hillier Street** From Cuthbert Crescent to Treloar Place Repair pavement failures and resurfacing with hot mix asphalt (255m)
	MPRR2732	**Mccrea Close** From Dransfield Road to Cul-De-Sac Repair pavement failures and resurfacing with hot mix asphalt (60m)
	MPRR2737	**Zappia Place** From Moorhouse Crescent to Cul-De-Sac Repair pavement failures and resurfacing with hot mix asphalt (233m)
	MPRR2736	**Treloar Place** From Cuthbert Crescent to Hillier Street Repair pavement failures and resurfacing with hot mix asphalt (250m)
	MPRMS32728	**Edensor Road - Eastbound Lanes** From Smithfield Road to House Number 172 Base replacement with Mill and fill (90m)
Fairfield	MPRR2775	**Lawson Street / Vine Street** From Vine Street to Driveway of Property Number 57 Repair pavement failures and resurfacing with hot mix asphalt (410m)

Roads and Transport Program continued

Suburb	ID No.	Description
Fairfield Heights	MPRR2739	**Hazel Lane** From Karabar Street to Bodalla Street Repair pavement failures and resurfacing with hot mix asphalt (80m)
Fairfield West	MPRR2740	**Corona Road** From Kendall Street to Julius Street Repair pavement failures and resurfacing with hot mix asphalt (102m)
	MPRRP2742	**Kimberley Crescent** From Hamersley Street to Hamersley Street Repair pavement failures and resurfacing with hot mix asphalt (391m)
	MPRR2741	**Hawkesbury Street** From Goodacre Avenue to Nepean Street Repair pavement failures, full width milling and resurfacing with hot mix asphalt (120m)
	MPRR2779	**Goodacre Street** From Chadwick Crescent to House Number 51 Repair pavement failures and resurfacing with hot mix asphalt (187m)
	MPRRP2744	**Lombard Street** From The Boulevarde to Maud Street Repair pavement failures and resurfacing with hot mix asphalt (491m)
	MPRR2745	**Stacey Street** From Noelene Street to Saba Street Repair pavement failures and resurfacing with hot mix asphalt (315m)
Greenfield Park	MPRRP2746	**Hornet Street** From Smithfield Road to Mimosa Road Repair pavement failures and resurfacing with hot mix asphalt (504m)
Horsley Park	MPRBG2749	**Ferrers Road** From Chandos Road to 400m towards Council's Boundary Repair pavement failures and resurfacing with hot mix asphalt (440m)
	MPRR2747	**Abbotsbury Drive** From Koala Way to Koala Way Repair pavement failures and resurfacing with hot mix asphalt (883m)
	MPRR2748	**Felton Street** From The Horsley Drive-East End to House Number 93 Improve shoulder, insitu stabilisation and resurfacing with hot mix asphalt (522m)
Lansvale	MPRR2752	**Old Liverpool Road** From Hume Highway to Junction Street Repair pavement failures and resurfacing with hot mix asphalt (119m)
	MPRRP2751	**Kurrara Street** From Cutler Road to Georges River Road Repair pavement failures and resurfacing with hot mix asphalt (372m)
	MPRR2738	**Harrow Avenue** From Huntingdale Avenue to Forest Grove Repair pavement failures and resurfacing with hot mix asphalt (170m)
	MPRR2750	**Bindaree Street** From Hollywood Drive to Dead End Repair pavement failures and resurfacing with hot mix asphalt (90m)
	MPRR2783	**Day Street** Including Roundabout at The Intersection with Hollywood Drive From House Number 40 to Hollywood Drive Repair pavement failures and resurfacing with hot mix asphalt (322m)

Roads and Transport Program continued

Suburb	ID No.	Description
Mt Pritchard	MPRR2753	**Mccubbin Place** From Oliphant Street to Cul-De-Sac Repair pavement failures and resurfacing with hot mix asphalt (86m)
	MPRR2754	**Tedwin Street** From Jones Place to Elizabeth Drive Repair pavement failures and resurfacing with hot mix asphalt (125m)
	MPRR2755	**Tobys Boulevarde** From House Number 12 to Hitter Avenue Repair pavement failures and resurfacing with hot mix asphalt (141m)
Prairiewood	MPRR2743	**Caesar Close** From O'Meally Street to Cul-De-Sac Repair pavement failures and resurfacing with hot mix asphalt (138m)
	MPRR2756	**Kavenagh Close** From Curran Street to Cul-De-Sac Repair pavement failures and resurfacing with hot mix asphalt (80m)
Smithfield	MPRRP2758	**Galton Street** From Dublin Street to Hassall Street Repair pavement failures and resurfacing with hot mix asphalt (294m)
	MPRRP2759	**Granville Street** From The Horsley Drive to Siandra Avenue Repair pavement failures and resurfacing with hot mix asphalt (175m)
	MPRR2733	**Hart Street** From Moir Street to Hinkler Street Repair pavement failures and resurfacing with hot mix asphalt (186m)
	MPRR2760	**Showground Access Road** From Smithfield Road to Showground Middle Car Park Insitu stabilisation and resurfacing with hot mix asphalt (450m)
St Johns Park	MPRR2726	**Drummoyne Crescent** From Humphries Road to Glebe Close Repair pavement failures and resurfacing with hot mix asphalt (92m)
	MPRR2762	**Bowtell Avenue** From Canley Vale Road to Wheatley Street Repair pavement failures and resurfacing with hot mix asphalt (160m)
	MPRR2763	**Chalmer Close** From Ironside Street to Cul De Sac Repair pavement failures and resurfacing with hot mix asphalt (57m)
	MPRR2764	**Drummoyne Crescent** From Humphries Road to Flemington Street Repair pavement failures and resurfacing with hot mix asphalt (92m)
	MPRR2766	**Essendon Street** From House Number 29 to Melbourne Road Repair pavement failures and resurfacing with hot mix asphalt including shoulder (130m)
	MPRR2767	**Strathfield Close** From Drummoyne Crescent to Cul-De-Sac Repair pavement failures and resurfacing with hot mix asphalt (155m)
	MPRR2761	**Bardon Close** From Yeronga Street to Cul-De-Sac Repair pavement failures and resurfacing with hot mix asphalt (135m)

Roads and Transport Program continued

Suburb	ID No.	Description
Wakeley	MPRR2769	**Hay Place** From Shoalhaven Street to Cul-De-Sac Repair pavement failures and resurfacing with hot mix asphalt (41m)
	MPRR2770	**Leicester Street and Marsh Streets** From East Cul-De-Sac to West Cul-De-Sac Repair pavement failures and resurfacing with hot mix asphalt (429m)
	MPRBG2768	**Bulls Road including roundabout at the Intersection at Richards Road** From Bathurst Street to Shoalhaven Street Repair pavement failures and resurfacing with hot mix asphalt (500m)
Wetherill Park	MPRR2776	**Wyatt Close** From Du marrier Street to Cul-De-Sac Repair pavement failures and resurfacing with hot mix asphalt (112m)
	MPRR2772	**Housman Street** From Bunyan Street to Cul-De-Sac Repair pavement failures and resurfacing with hot mix asphalt (145m)
	MPRR2773	**Lamb Close** From Langland Street to Cul-De-Sac Repair pavement failures and resurfacing with hot mix asphalt (66m)
	MPRR2771	**Conrad Street** From Vidal Street to Polding Street Repair pavement failures and resurfacing with hot mix asphalt (232m)
	MPRR2784	**Intersection of Polding Street and Lily Street** Section 1 - From Price Street and Polding Street (34m) Section 2 - Eastbound approach to Lily Street (40m) Number Base replacement with mill and fill (74m)

Kerbs and Gutters Program

Suburb	ID No.	Description
Abbotsbury	MPKG2702	**Comin Place** Both sides from Heysen Street to Cul-De-Sac (35m)
	MPKG2703	**Roony Avenue** Both sides from Stockdale Crescent to Condor Close (10m)
	MPKG2704	**Stockdale Crescent** Both sides From Cowpasture Road to Seidel Place to House Number 44 (100m)
Bonnyrigg	MPKG2761	**Brown Road** Both sides from Gemalla Street to Montgomery Road (75m)
Bossley Park	MPKG2705	**Avalon Close** Both sides from Glen Logan Road to Cul-De-Sac (10m)
	MPKG2706	**Garrison Road** Both sides from Saltbush Close to Zadro Avenue (55m)
Cabramatta	MPKG2708	**Lasa Street** Both sides From Cabramatta Road West to Boundary Lane (95m)
	MPKG2763	**Dutton Lane** From 105-107 John Street to 48-50 Hill Street Realign kerb and gutter, reconstruct asphalt and brick footpath, install 2 stormwater pits with associated pipe (80m)
Cabramatta West	MPKG2709	**Lister Avenue** Left side from Deller Avenue to Pepler Avenue (20m)
Canley Heights	MPKG2710	**Bimbi Place** Both sides From Mongomery Road to Cul De Sac (10m)
	MPKG2711	**Queen Street** Both sides from Adolphus Street to to Burdett Street (100m)
	MPKG2758	**Gladstone Street and Torrens Street** Construct dish drain at intersection (30m)
Canley Vale	MPKG2712	**Togil Street** Both sides from Vincent Crescent - House Number 12 to Ada Street (15m)
City Wide	MPKG2701	**City Wide Renewal** City Wide
Edensor Park	MPKG2716	**Gwandalan Road** Both sides from Swan Road to Weeroona Road (140m)
	MPKG2717	**Kalang Road** Right side from Angle Vale Road to Hollydene Crescent (25m)
Fairfield East	MPKG2719	**Lisbon Street** Both sides From Mandarin Street to Woodville Road (130m)
	MPKG2722	**Marlborough Street** Both sides From Ware Street to Station Street (20m)
	MPKG2762	**Karabar Street** Both sides from Ann Street to Hazel Lane (40m)
Fairfield West	MPKG2720	**Hamilton Road** Both sides from Tasman Parade to House Number 415 (60m)
	MPKG2723	**Corona Road** Both sides from Kendall Street to Julius Street (20m)
	MPKG2724	**Kimberley Crescent** Both sides From Hamersley Street to Hamersley Street (100m)
	MPKG2726	**Parklea Parade** Both sides From Chelsea Drive to Glenlea Street (55m)
	MPKG2727	**Stacey Street** Both sides from Noelene Street to Girra (45m)

Kerbs and Gutters Program continued

Suburb	ID No.	Description
Fairfield West	MPKG2759	**Bramley Street** Both sides from Brentwood Street to Brabyn Street (60m)
Greenfield Park	MPKG2728	**Hornet Street** Both sides from Smithfield Road to Mimosa Road (30m)
	MPKG2729	**Inca Close** Both sides from Cherokee Avenue to Cul-De-Sac (20m)
Lansvale	MPKG2731	**Kurrara Street** Both sides From Cutler Road to Georges River Road (120m)
Mt Pritchard	MPKG2732	**Bindea Street** Both sides from Hamel Road to Welling Place (10m)
	MPKG2734	**North Liverpool Road** Right side from Horton Street to Eucumbene Crescent (15m)
	MPKG2735	**Tedwin Street** Both sides From Jones Place to Elizabeth Drive (90m)
Old Guildford	MPKG2737	**Taralga Street** Both sides From The Promenade to South Parade (170m)
Smithfield	MPKG2741	**Brenan Street** Both sides from Stimson Street to Morris Street (20m)
	MPKG2742	**Galton Street** Both sides from Dublin Street to Cul-De-Sac (180m)
	MPKG2743	**Granville Street** Both sides from The Horsley Drive to Siandra Avenue (10m)
	MPKG2745	**Rose Street** Both sides From Dublin Street to Gipps Street (180m)
	MPKG2746	**Rowley Street** Both sides from Market Street to Bourke Street (25m)
St Johns Park	MPKG2747	**Bardon Close** Both sides from Yeronga Street to Cul-De-Sac (10m)
	MPKG2748	**Chalmer Close** Both sides from Ironside Street to Cul-De-Sac (10m)
	MPKG2749	**Drummoyne Crescent** Both sides from Humphries Road to Glebe Close (10m)
	MPKG2750	**Drummoyne Crescent** Both sides from Humphries Road to Flemington Street (35m)
	MPKG2751	**Essendon Street** Both sides from Melbourne Road to House Number 29 (105m)
	MPKG2753	**Strathfield Close** Both sides from Drummoyne Crescent to Cul-De-Sac (20m)
	MPKG2752	**Ivanhoe Street** Both sides from Humphries Road to Melbourne Road (40m)
Wakeley	MPKG2754	**Leicester Street** Both sides from East Cul-De-Sac to West Cul-De-Sac (30m)
Wetherill Park	MPKG2755	**Conrad Street** Both sides From Vidal Street to Polding Street (10m)
	MPKG2756	**Herrick Street** Both sides from Cobbett Street to Newmen Close (15m)
	MPKG2757	**Housman Street** Both sides From Bunyan Street to Cul-De-Sac (50m)

Car Park Renewal
Upgrade of car parks, which have deteriorated below the condition rating of 'poor' and 'very poor' in Council's Asset Management Plan.

Total $740,112

Suburb	ID No.	Description	Funding Type	2026-2027 $
City Wide	MPCPR2701	**City Wide Renewal** Reline marking for various car parks.	General	75,997
Cabramatta	MPCPR2702	**Cabramatta Sportsground Car Park** Repair pavement failures and resurfacing (1250m2).	General	97,500
Carramar	MPCPR2602	**Carrawood Park Access and Car Park** Strengthen base where required and resurface with hot mix asphalt overlay (1104m²)	General	93,615
Edensor Park	MPCPR2703	**Allambie Reserve Car Park** Rebuild the base and resurface with hot mix asphalt overlay (1100m²).	General	148,000
Fairfield	MPCPR2704	**Fairfield Showground Markets Awning Car Park in front Function Centre - Stage 2** Repair pavement failures and resurface with hot mix asphalt overlay (3500m²).	General	325,000
Greenfield Park	MPCPR2606	**Wylde Park/Devenish Reserve Car Park** Replacement of kerbs (20m), repair median and concrete joints, joint sealing and reline marking.	General	35,000

Road Bridge Renewal
Upgrade of road bridges, which have deteriorated below the condition rating of 'poor' or 'very poor' in Council's Asset Management Plan.

Total $832,690

Suburb	ID No.	Description	Funding Type	2026-2027 $
City Wide	MPRBR2701	**City Wide Renewal** To provide steel rung ladders on concrete lined channel to facilitate bridge inspections for various bridges where required.	General	30,000
Edensor Park	MPRBR2702	**Swan Pipe Culvert, Moonlight Pipe Culvert, and Newton Road Box Culvert** Reinstate the damaged barriers.	General	15,000
Horsley Park	MPRBR2703	**Delaware Road from Horsley Road to Burley Road Pipe Culverts** To widen the existing four culverts to have standard width of shoulder and associated road and shoulder works.	General	350,000
	MPRBR2704	**Lincoln Road Bridge** To provide guard rails and hands rails to current standards (60m).	General	37,690
Lansvale	MPRBR2606	**Hollywood Drive (Chipping Norton Lakes) Jetty** To provide steel capping for timber piers and replace cross beams and girders where affected and required or replace existing jetty. *Year 2 of a 2 year project*	General	250,000
	MPRBR2607	**Silverwater Crescent (Georges River)** To investigate and find a solution and implement the solution to extend the height of the supporting column to avoid gangway moving along vertically escaping from column. *Year 2 of a 2 year project*	General Grant **Total**	75,000 25,000 **100,000**
Mt Pritchard	MPRBR2705	**Townview (Conder Avenue) Box Culvert - Scouring beneath headwall** To provide rip rap drain at the downstream end below scoring of box culvert foundation.	General	50,000

Street Furniture Renewal
Upgrade of street furniture, which have deteriorated below the condition rating of 'poor' and 'very poor' in Council's Asset Management Plan.

Total $103,000

Suburb	ID No.	Description	Funding Type	2026-2027 $
Bonnyrigg	MPSFR2701	**House number 275, Humphries Road, Mount Pritchard** Replace damaged guard rail at the intersection of Rose Avenue and Humphries Road 12m Length.	General	20,000
City Wide	MPSFR2704	**City Wide** Unplanned Fence and Road Safety Barrier Renewal Works.	General	5,000
Fairfield	MPSFR2702	**Spencer Street and Ware Street, Fairfield** Replace the old type Bollards.	General	20,000
	MPSFR2703	**Lawson Street from Barbara Street to Vine Street at Fairfield Overpass Bridge, Fairfield** Repaint two overhead gantries and replace all green information and directional Signs.	General	20,000
Horsley Park	MPSFR2708	**Lincoln Road, Road Safety Barrier in front of property number 54-72** Replace damaged road safety barrier (18m).	General	15,000
Mt Pritchard	MPSFR2705	**8 Dorothy Street, Mount Pritchard** Replace damaged timber bollards and replace the reflective tapes (02Nos).	General	5,000
Smithfield	MPSFR2706	**The Crescent (outside The Crescent Plaza) and Spencer Street (outside Fairfield Chase Medical Centre)** Replace Big Belly Bins.	General	8,000
St Johns Park	MPSFR2707	**Edensor Road From Humphries Road to Bunker Parade, Edensor Park** Replace steel fence (10m).	General	10,000

Traffic Facilities Renewal
Upgrade of traffic facilities, which have deteriorated below the condition rating of 'poor' and 'very poor' in Council's Asset Management Plan.

Total $516,421

Suburb	ID No.	Description	Funding Type	2026-2027 $
Bossley Park	MPTFR2701	**Mimosa Road, Pedestrian Refuges between Navaho Street and Pleasant Street** Reconstruct existing pedestrian refuges to current standards near House Number 165.	General	100,000
Cabramatta	MPTFR2702	**National Street, Rubber Cushions Speed Hump, Median and Kerb Blister between Sussex Street and Liverpool Street** Replace rubber cushion speed hump and median island.	General	24,000
	MPTFR2703	**Roundabout at the intersection of McBurney Road and Park Road** Reconstruct existing pedestrian refuges to current standard and realign the pram ramps in line with pedestrian refuges and associated adjustment to footpaths.	General	138,421
Edensor Park	MPTFR2715	**Edensor Road from Humphries Road to Bunker Parade, Edensor Park** Replacement of kerb to provide gutter bridge and to replace pedestrian crossing with concrete or hot mix asphalt (50m2)	General	95,000
Fairfield West	MPTFR2706	**Baragoola Street, Speed Hump between Barara Place and Kambala Crescent** Replace the damaged Watts Profile speed hump near House Number 29 to strengthen road pavement approaches.	General	24,000
Old Guildford	MPTFR2707	**Broughton Street, Speed Hump between Orchid Road and Shackle Avenue** Replace the damaged Watts Profile speed hump near House Number 18.	General	24,000
	MPTFR2708	**Broughton Street, Speed Hump between Waratah Street and Springfield Street** Replace the damaged Watts Profile speed hump near House Number 39.	General	24,000
	MPTFR2709	**Broughton Street, Speed Hump between Waratah Street and Springfield Street** Replace the damaged Watts Profile speed hump near House Number 50.	General	24,000
	MPTFR2711	**Larra Street, Speed Hump between The Promenade and Junction Street** Replace the damaged Watts Profile speed hump near House Number 15 to strengthen road pavement approaches.	General	24,000
	MPTFR2712	**Larra Street, Speed Hump between The Promenade and Junction Street** Replace the damaged Watts Profile speed hump near House Number 29 to strengthen road pavement approaches.	General	24,000
Yennora	MPTFR2714	**Broughton Street, Speed Hump between Whitaker Street and The Promenade** Replace the damaged Watts Profile speed hump near House Number 85, The Promenade.	General	15,000



Bus Shelter Renewal
Upgrade of bus shelters city wide to meet current standards as identified in the Asset Management Plan.

Total $157,858

Suburb	ID No.	Description	Funding Type	2026-2027 $
Canley Vale	MPBSR2702	**Sackville Street from Avenel Street to Cardwell Street - House Number 195** Replace existing bus shelter.	General	37,000
Edensor Park	MPBSR2707	**Edensor Road from Sweethaven Road to Boomerang Road - House Number 123** Replace existing bus shelter.	General	37,000
Fairfield West	MPBSR2704	**Hamilton Road from Rawson Road to Nangar Street - House Number 316** Replace existing bus shelter.	General	37,000
Greenfield Park	MPBSR2710	**Smithfield Road Greenfield Park Bus Shelter - House Number 602** Repair, replace the damaged roof and seats of the existing bus shelters and associated works.	General	2,000
Lansvale	MPBSR2709	**Day Street Lansvale Bus Shelter - House Number 51** Repair, replace the damaged roof and seats of the existing bus shelter and associated works.	General	10,858
Old Guildford	MPBSR2705	**Broughton Street from Springfield Street to Orchid Road - House Number 28** Replace existing bus shelter.	General	34,000

New Bus Shelter and Seats
Install new bus shelter and seats city wide as required.

Total $55,000

Suburb	ID No.	Description	Funding Type	2026-2027 $
Old Guildford	MPBS2701	**42 Broughton Street** Install new bus shelter.	General	55,000

New Bus Stops
Construction of concrete pads and tactile indicators at various bus stops. **Total** **$102,000**

Suburb	ID No.	Description	Funding Type	2026-2027 $
City Wide	MPBST2701	**New Bus Stops** Construction of concrete pads and tactile indicator at various bus stops.	General	102,000

Pram Ramp Replacement
Upgrade of pram ramps city wide to meet current standards. **Total** **$100,000**

Suburb	ID No.	Description	Funding Type	2026-2027 $
City Wide	MPPRR2701	**Pram Ramp Replacement** Replacement of pram ramps at 40 locations to meet current standards.	General	100,000

Street Light Upgrade
Upgrade of street lights city wide as required. **Total** **$150,000**

Suburb	ID No.	Description	Funding Type	2026-2027 $
City Wide	MPSL2701	**Street Light Upgrade** Upgrade of street lights at various locations after investigation warrants.	General	150,000

Strategic Asset Management - Civil and Built Financials

ID No.	Service Outputs	Total ($) Income	Expenditure	Cost of Service	Staff (FTE)
SSAMCB01	Asset Management Strategy	(645,035)	504,297	(140,738)	4.00
SSAMCB02	Community Buildings Management	(444,474)	8,748,102	8,303,628	3.20
SSAMCB03	Roads and Transport Asset Maintenance and Renewal	(1,590,067)	21,104,630	19,514,563	6.40
SSAMCB04	Stormwater Drainage Asset Maintenance and Renewal	(258,014)	1,589,230	1,331,216	1.60
SSAMCB05	Street Lighting Management	(1,128,834)	2,888,450	1,759,616	0.80
	Sub-Total	**(4,066,425)**	**34,834,709**	**30,768,284**	**16.00**
	Major Programs	(2,809,806)	24,173,165	21,363,359	-
	New Projects	-	20,000	20,000	-
	TOTAL	**(6,876,231)**	**59,027,875**	**52,151,644**	**16.00**

This service is 29.87% of the Operational Plan Budget

Strategic Asset Management - Open Space

Manager City Assets

What does this service do?

Ensure Council's Parks, Playgrounds, Sportsfields and all Open Space assets including public toilets are maintained to an agreed standard by undertaking condition inspections to identify and program renewal works.

ID No.	Service Outputs	Service Activities
SSAMOS01	Asset Management	• Operational Plan project scopes of work for Council's Open Space Assets completed in consultation with internal and external stakeholders. • Update Asset Management System as part of the handover process of capital works. • Process requests for Landowner's Consent for open space. • Review and update Council's Parks and Recreation (Open Space) Asset Management Plan and Public Domain Standards and Specifications Manual aligned to Open Space Strategic Plans and Plans of Management annually. • Review Native Title prior to any works or licences carried out within Crown Land. • Review and update the Policies for Open Space Management. • Review and update Council's Open Space Asset Management Plan to support sustainable asset management and service delivery. • Align Plans of Management with Asset Management Strategy and Open Space Planning requirements. • Ensure Open Space Management Policies are reviewed to align with Council's strategic planning and community needs.
SSAMOS02	Recreational Development	• Provide comment on development applications for open space in relation to Council's Plans of Management. • Develop Councils planning for the acquisition of open space (Recreation and Open Space Strategy) informing an Open Space Acquisition Plan (Section 7.11 Plan). • Provide information on Council's webpage about open space/recreational assets (basketball, cricket, futsal etc.). • Ensure that Council's Open Space Asset Management Plan is informed and updated by Councils Open Space Strategy. • Promote Council's parks and recreation (open space) assets. • Provide information on Council's webpage with the location and facilities within Council's parks, sportsfields and reserves. • Develop and submit grant/funding applications for sporting, recreational and green spaces. • Contribute funding to the Western Sydney Academy of Sport (WSAS) to enable the allocation of local sports scholarships. • Provide annual financial contribution to the Department of Planning for regional open space. • Engage recreational and sports representatives to identify their needs and inform Council's Operational Plan and Delivery Program.

ID No.	Service Outputs	Service Activities
SSAMOS02 continued	Recreational Development	• Develop and implement a resident/customer satisfaction survey and collate results to report through Council's Delivery Program the satisfaction with Council's parks/playgrounds/fitness equipment. • Review and assess development applications for open space planning to ensure alignment with Council's strategic goals. • Provide data-driven insights on open space usage and asset performance to inform Council's strategic asset planning.
SSAMOS03	Monuments and Memorials	• Respond to requests for repair. • Liaise internally to identify opportunities for policy development.

Strategic Asset Management - Open Space Major Program/s

Town Centre Maintenance
Undertake maintenance in Town Centres across Fairfield City.

Total **$100,000**

Suburb	ID No.	Description	Funding Type	2026-2027 $
City Wide	MPTCM2701	**Town Centre Maintenance** Undertake maintenance in Town Centres across Fairfield City.	General	100,000

Open Space Asset Renewal
Upgrade of Open Space Assets not meeting current service levels as identified in Council's Asset Management Plan.

Total **$2,826,970**

Suburb	ID No.	Description	Funding Type	2026-2027 $
Bonnyrigg	MPOSR2723	**Lalich Park – Play Equipment Upgrade** Renewal and upgrade of existing play equipment to provide a safer, more engaging, and accessible play environment for children and families.	General	100,000
Bossley Park	MPOSR2715	**Wheller Park** Rubber Softfall Replacement.	General	25,000
	MPOSR2718	**Burramy Park** Rubber Softfall Renewal.	General	25,000
Cabramatta	MPOSR2701	**McBurney Park** Rubber Softfall, Playground Equipment, Fitness Equipment, Access Gate Renewal.	General	300,000
Canley Vale	MPOSR2714	**Hartleys Oval** Goal Post, Mesh sight screen, Alloy Bench Replacement.	General	56,757
City Wide	MPOSR2710	**Unplanned Asset Renewal and Forward Planning** Open space infrastructure renewal to enable investigations and concept plans to be developed for projects and assist with grant funding applications.	General	670,591
	MPOSR2726	**Future Needs and Open Space Review** Delivery readiness of priority infrastructure projects aligned with current and future needs for open space.	General	60,000
Edensor Park	MPOSR2724	**Bosnjak Park – Gym Equipment and Seating Upgrade** Upgrade of outdoor gym equipment and installation of new seating to improve park usability and encourage active lifestyles.	General	160,000
Fairfield West	MPOSR2702	**Avery Park** Playground Equipment, Steel Fence, Access Gate, Concrete Cricket Pitch, Park Name Sign, Rubber Softfall Renewal.	General	210,000
	MPOSR2719	**Sadlier Park** Bark Softfall Renewal.	General	10,000
Greenfield Park	MPOSR2708	**Hornet Park** Playground Equipment, Steel Seat, Rubber Softfall, Timber Bollard Replacement.	General	300,000
Smithfield	MPOSR2722	**Smithfield Park** Goal Post and Park Name Sign Replacement.	General	60,000
	MPOSR2725	**Rosford Park** Floodlight with Steel Pole, Goal Post.	General	400,000
	MPOSR2727	**Rosford Park** Concept Plan and Feasibility Review Rosford Park to identify additional sporting field opportunities.	General	50,000
St Johns Park	MPOSR2703	**Chisholm Park** Floodlight with Timber Pole and Goal Post.	General	300,000
	MPOSR2711	**Homebush Park** Rubber Softfall Renewal.	General	55,000

Open Space Asset Renewal continued

Suburb	ID No.	Description	Funding Type	2026-2027 $
Villawood	MPOSR2709	**Hilwa Park - Design Only** Design development for the upgrade of playground equipment, rubber softfall and bollards.	General	20,000
Wakeley	MPOSR2721	**King Park** Alloy Bench, Goal Post, Timber Bench, Timber Bollard, Concrete Cricket Pitch Replacement.	General	24,622

Strategic Asset Management - Open Space Financials

ID No.	Service Outputs	Total ($) Income	Expenditure	Cost of Service	Staff (FTE)
SSAMOS01	Asset Management	-	88,167	88,167	0.60
SSAMOS02	Recreational Development	(121,982)	2,289,644	2,167,662	3.10
SSAMOS03	Monuments and Memorials	(121,982)	1,668,994	1,547,012	-
	Sub-Total	**(243,965)**	**4,046,805**	**3,802,840**	**3.70**
	Statutory Expenditure	-	258,907	258,907	-
	Major Programs	-	2,926,970	2,926,970	-
	New Projects	-	1,057,000	1,057,000	-
	TOTAL	**(243,965)**	**8,289,682**	**8,045,717**	**3.70**

This service is 4.58% of the Operational Plan Budget

Theme 2 Places and Infrastructure

Strategic Land Use Planning

Manager Strategic Land Use Planning

What does this service do?

Identify, map and coordinate planning for residential, business and rural land across Fairfield City, as well as preparing zoning certificates and representing Council on planning and infrastructure matters with the State and Federal Governments.

ID No.	Service Outputs	Service Activities
SSSLUP01	Land Use and Transport Planning	• Prepare and review Planning Proposals that amend the Fairfield Local Environmental Plans (LEP) 2013 to respond to changing community needs, city growth, market trends and changes to State and Federal Government policies. • Prepare, develop, exhibit, and amend the Development Control Plans. • Undertake various studies that inform Council's policy framework relating to land use. • Monitor and report on legislative, State and Federal policy changes relating to land use planning that impact on the Local Environmental Plans, Development Control Plans and Local Infrastructure Contribution Plans. • Represent Council on regional and subregional projects undertaken by State Government authorities and the Federal Government. • Prepare other policies that support and guide development in conjunction with the Local Environmental Plans, Development Control Plans and Local Infrastructure Contribution Plans. • Calculate Local Infrastructure Contributions from new developments to provide the additional infrastructure needed to support the surrounding areas including roads, parks, and community facilities. • Plan, manage and monitor Local Infrastructure Contributions to ensure the infrastructure is being developed when needed. • Prepare and issue Zoning Certificates – Section 149. • Work with the State Governemnt to deliver Council's medium and long term housing strategy targets in coordination with the Councils within the Western City District, taking into account infrastructure timing and capacity. • Monitor, review, and update the Local Housing Strategy. • Continue to implement the findings and recommendations of the Fairfield Aboriginal Heritage Study 2016 and continue to collaborate with the Aboriginal community and the two Local Aboriginal Land Councils to identify opportunities to share Aboriginal cultural heritage where appropriate. • Collaborate with State Government agencies to identify and address short falls in infrastructure provision. • Work with the relevant State Government agencies to ensure transport decisions promote the best outcome for Fairfield City. • Collaborate with State Government agencies to leverage the best opportunities including offsets and compensatory measures for the Fairfield City community arising from major infrastructure projects including (but not limited to): Western Sydney Freight Line, Parramatta to Western Sydney Airport rail link, Elizabeth Drive upgrade, T-way to Liverpool and Parramatta and strategic bus routes and upgrades to arterial roads.

ID No.	Service Outputs	Service Activities
SSSLUP01 Continued	Land Use and Transport Planning	• Work with adjoining Councils to review and manage urban services land, including addressing forecast increases in freight and logistics servicing need. • Provide the local community with regular feedback about future plans and developments that impact the city. • Undertake a review and update the Local Strategic Planning Statement (LSPS) (including the themes and planning priorities) at a minimum as required by the Environmental Planning and Assessment Act and Regulation. • Continue to develop and maintain effective partnerships between Government agencies, and other forums/groups, and with community groups to achieve the planning priorities and actions identified in the LSPS. • Undertake advocacy on behalf of the community in relation to land use and transport planning matters to achieve the vision of the LSPS.
SSSLUP02	Heritage Protection	• Provide assessments to the Development Planning and Building Control sections of Council on Development Applications which involve heritage items. • Manage the Heritage Grants and Heritage Rates Relief Programs that provides funding assistance to land owners to help maintain heritage items. • Coordinate the Heritage Committee activities and manage and implement the Heritage Policies for Council.



Strategic Land Use Planning Indicators

ID No.	Indicator Measure	Baseline	Target	Preferred Trend
IDSLUPO01	% Planning Proposals reported to Council within 3 months of lodgement or 6 months of Council initiated proposals	100% per annum	100% per annum	▲
IDSLUPO02	% Emerging Development Control Plan issues reported to Council within 6 months of being identified	100% per annum	100% per annum	▲
IDSLUPO03	# Zoning Certificates (Section 149 and 149(2)) not issued within 5 working days	0% per annum	<1% per annum	▼
IDSLUPO04	# Heritage programs completed each year	8 per annum	2 per annum	▲
IDSLUPO06	# Meetings participated in as part of State Government working groups	29 per annum	N/A	▲
IDSLUPO07	# Community feedback on the quality of new developments	0 per annum	N/A	▲
IDSLUPO08	# New technology and initiatives considered in regards to Fairfield LEP and DCP updates	0 per annum	N/A	▲
IDSLUPO09	# Feedback provided in Council's City Life quarterly publication	0 per annum	N/A	▲
IDSLUPO10	# Land already zoned for higher density housing that is not yet developed	67%	N/A	▲
IDSLUPO11	# Recorded secondary dwellings	375	N/A	▲

Strategic Land Use Planning Financials

ID No.	Service Outputs	Total ($) Income	Expenditure	Cost of Service	Staff (FTE)
SSSLUP01	Land Use And Transport Planning	(586,739)	1,535,959	949,220	8.91
SSSLUP02	Heritage Protection	(13,913)	170,341	156,428	0.09
	TOTAL	**(600,652)**	**1,706,300**	**1,105,648**	**9.00**

This service is 0.64% of the Operational Plan Budget

Traffic and Transport

Manager Design Services

What does this service do?

Manages the Fairfield City road network, including traffic management, transport, road safety, parking restrictions and liaison with State Government entities for classified roads.

ID No.	Service Outputs	Service Activities
SSTT01	Traffic and Transport	• Manage the safe and efficient movement of people, vehicles, public transport, cyclists, and freight across the road network. • Ensure traffic signs and line marking meet a minimum satisfactory standard. • Manage key strategies to inform traffic management, road safety and transport planning for the City. • Increase use of the cycle network across Fairfield City. • Advise on the City Connect Bus service. • Advise on the impact of planning and development proposal's traffic, transport and parking considerations. • Administer the Fairfield Local Traffic Committee. • Festive Lights at intersections and banner sites operational for festive seasons.

Traffic and Transport Indicators

ID No.	Indicator Measure	Baseline	Target	Preferred Trend
IDTTO01	# Road safety education programs	7 per annum	1 per annum	▲
IDTTO02	# Community engagement provided on traffic improvements	4 per annum	20 per annum	▲
IDTTO03	# Public transport advocacy initiatives	3 per annum	1 per annum	▲
IDTTO04	# Traffic flow improvements projects delivered	20 per annum	5 per annum	▲
IDTTO05	# Integrated traffic signal initiatives on regional and arterial roads	7 per annum	1 per annum	▲
IDTTO06	# Customer requests resolved relating to traffic and transport matters	To be established	40 per annum	▲
IDTTO07	# Heavy Vehicle Permit requests	To be established	50 per annum	▲
IDTTO08	# Traffic Reports	To be established	15 per annum	▲

Traffic and Transport Major Program/s

Black Spot Program
Enhance road safety by addressing black spot locations to minimise crashes.
Note: Council is seeking grant funding from Transport for NSW for this project.

Total	**$520,000**
Grant	$420,000
General	$100,000
Operating	$1,500
Maintenance	$5,500

Suburb	ID No.	Description	Funding Type	2026-2027 $
Canley Vale	MPBP2701	**Avenel Street, Canley Vale** Installation of two raised thresholds.	Grant	190,000
City Wide	MPBP2711	**Urgent Road Safety Works** Implement city wide urgent safety works.	General	100,000
Fairfield	MPBP2600	**Black Spot Program** Joyce Street, Fairfield – Installation of two watts profile road humps and lighting upgrade.	Grant	120,000
Mt Pritchard	MPBP2700	**Pritchard Street, Mount Pritchard** Installation of two watts profile road humps.	Grant	110,000

Local Area Traffic Management Program
Develop and install traffic calming devices and road enhancements to improve road safety and public amenity in Fairfield City.

Total	**$790,000**
Grant	$540,000
General	$250,000
Operating	$1,500
Maintenance	$5,500

Suburb	ID No.	Description	Funding Type	2026-2027 $
City Wide	MPLTM2700	**Kalang Road, Edensor Park** Installation of two raised thresholds.	General	220,000
Edensor Park	MPLTM2702	**Renewal of Signs and Lines** City wide renewal of signs and lines.	Grant	540,000
			General	30,000
			Total	**570,000**

Pedestrian Access and Mobility Plan
This program develops an integrated network of pedestrian pathways with strategically located pedestrian facilities which is expected to provide a safe and efficient network people will be able to use.

Total	**$150,000**
General	$150,000
Operating	$1,500
Maintenance	$5,500

Suburb	ID No.	Description	Funding Type	2026-2027 $
Bossley Park	MPPAM2701	**Mimosa Road, Bossley Park** Reconstruct pedestrian refuge island.	General	150,000

Traffic and Transport Financials

ID No.	Service Outputs	Total ($) Income	Expenditure	Cost of Service	Staff (FTE)
SSTT01	Traffic and Transport	(79,844)	782,988	703,144	5.30
	Sub-Total	**(79,844)**	**782,988**	**703,144**	**5.30**
	Major Programs	(960,000)	1,460,000	500,000	-
	New Projects	-	5,000	5,000	-
	TOTAL	**(1,039,844)**	**2,247,988**	**1,208,144**	**5.30**

This service is 0.69% of the Operational Plan Budget



Theme Three
Environmental Sustainability

The local environment and natural resources define the City and contribute to the community's wellbeing.

In turn, the activities undertaken throughout the city impact on the quality and viability of many species and finite resources. Increasing awareness of environmental challenges such as climate change and water shortages has increased the pressure for protection and management of bushland, local wildlife and waterways throughout the city as well as improved design and operation of the built environment. Environmental sustainability is important at the local and global level and for the health and wellbeing of future generations.

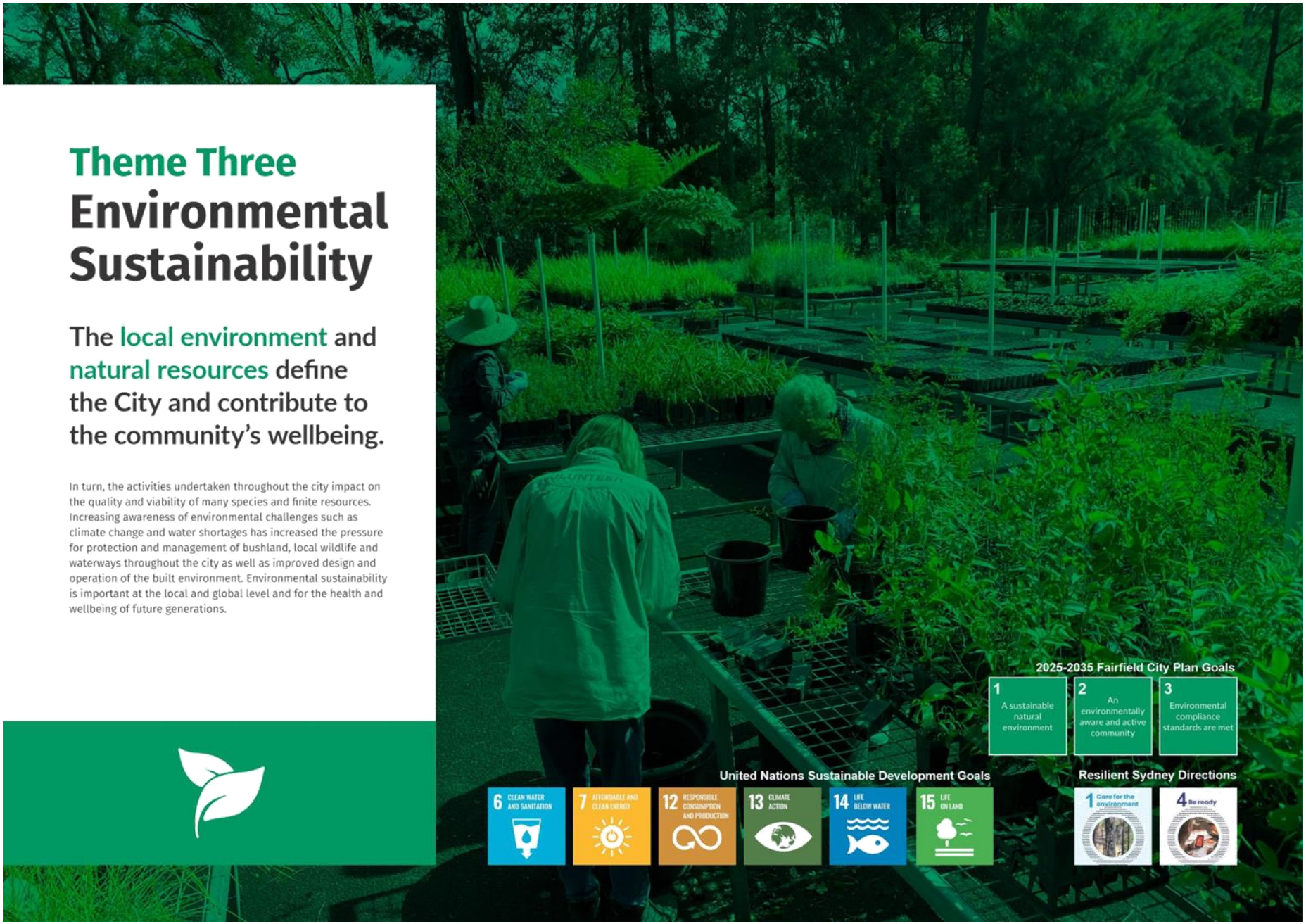

Council's

Key Strategies, Plans and Policies

Supporting the delivery of Environmental Sustainability for the Fairfield City Community

Cabramatta Creek Floodplain Management Study and Plan
Canley Corridor Floodplain Risk Management Study and Plan
Compliance and Enforcement Policy – Food Safety in Fairfield City
Fairfield Biodiversity Strategy
Fairfield City Council Stormwater Management Policy
Fairfield City Environmental Management Plan
Fairfield City Flood Emergency Plan
Fairfield City Local Flood Plan
Fairfield Emergency Risk Management Plan
Fairfield Illegal Dumping Strategy
Fairfield Local Emergency Management Plan
Fairfield Waste Management Strategy and Action Plan
Georges River Estuary Coastal Zone Management Plan
Georges River Flood Risk Management Study and Plan
NSW Waste Avoidance and Resource Recovery Strategy
Prospect Creek Floodplain Management Plan
Three Tributaries Floodplain Risk Management Study and Plan
Water Management Plan
Water Quality and Monitoring Strategy

Projects

Suburb	ID No	Project Name	Responsible Officer	Funding Type	2026-2027 $
Theme 3 - Environmental Sustainability Projects					
Goal 1: A sustainable natural environment.					
Strategy 1: Enhanced environmental health and sustainability through improved air, water, and soil quality, alongside conservation efforts to protect biodiversity.					
Bonnyrigg	SP271202	**Georges River Keeper Program - Brown Reserve** Restore land between Brown Road and Elizabeth Drive, Bonnyrigg, along Henty Creek by reducing weeds, planting native plants, and educating the community.	Manager City Assets	Grant	50,550
Cabramatta	SP27947	**Flying-fox Habitat Restoration Program** Enhance the Grey-headed flying foxes' survivability in the Cabramatta Creek flying fox camp. *Year 6 of a 9 year program*	Manager City Assets	General Grant **Total**	25,460 2,000 **27,460**
City Wide	IN271134	**National Tree Planting Day** Host National Tree Day activities in Fairfield City by planting 10,000 native indigenous trees and adequate maintenance of the National Tree Day revegetation sites. Location: Angle Vale Park, Edensor Park. *Note: Council will apply for grant funding*	Manager City Assets	General	27,083
	SP27416-1	**NSW Weeds Action Program** Inspect priority weeds on Council and Crown land, and private rural properties to educate landholders as well as controlling priority weeds along Fairfield City's creeklines. *Year 4 of a 6 year program*	Manager City Assets	General Grant **Total**	34,650 51,000 **85,650**
Strategy 2: Strengthen Flood Mitigation and Infrastructure Maintenance.					
City Wide	IN271175	**Disaster Adaptation Plans - Implentation** Engagement with NSW Reconstruction Authority in developing Disaster Adaptation Plan(s) relevant to Fairfield City and implementation of priority actions. *Note: This work is subject to grant funding and available resources.*	Manager Major Projects and Planning	Grant	50,000
Strategy 3: Enhance Emergency Preparedness and Community Awareness.					
City Wide	IN271173	**Remote Monitoring for Flood Events - Devices** Provide LOWAN devices to monitor creek depths at 4 key locations across the city.	Manager Major Projects and Planning	General	20,000

Theme 3 Environmental Sustainability

Theme 3 - Environmental Sustainability Projects					
Suburb	ID No	Project Name	Responisble Officer	Funding Type	2026-2027 $
Goal 2: An environmentally aware and active community.					
Strategy 1: Increase community awareness and participation in recycling by providing targeted education programs.					
City Wide	IN271054	**Recycling Education Program** City-wide communication and waste education program for single unit dwellings on the contamination within food organics and garden organics bin and recycling bins.	Manager Waste and Cleansing Operations	Waste Reserve	50,000
City Wide	IN271055	**School Education Programs** Our School Education Program focuses on teaching primary school students about household waste contamination, promoting responsible waste management practices.	Manager Waste and Cleansing Operations	Waste Reserve	10,000
Strategy 3: Optimise Waste Disposal Services by improving public access to recycling facilities.					
City Wide	IN271058	**Kerbside Audits Recycling, General and FOGO** Conducting a combined kerbside waste composition audit for garbage and recycling and FOGO bins for all single unit dwellings.	Manager Waste and Cleansing Operations	Waste Reserve	70,000



Services Provided

Catchment Planning

Manager City Assets

What does this service do?

Develop policies, undertake studies, develop engineering designs, and provide advice relating to catchment planning, floodplain management, stormwater, waterways and dam safety management.

ID No.	Service Outputs	Service Activities
SSCP01	Floodplain Risk Management	• Undertake Flood Studies to define flood behaviour. • Prepare Floodplain Risk Management Studies and Plans to identify, assess, and recommend options to mitigate the risk of flooding. • Investigate and design flood mitigation works. • Promote and administer the Voluntary House Raising and Voluntary Purchase Scheme, for identified flood-affected areas. • Participate in community flood awareness activities led by other government departments. • Coordinate Fairfield Floodplain Management Committee. • Lead, engage, and provide advice to external and internal stakeholders on flooding and floodplain management. • Develop and maintain Council's Flood Risk Management Development Controls in line with NSW Government guidance.
SSCP02	Dam Safety Management	• Lead, coordinate, and maintain Council's Dam Safety Management System to ensure the information is accurate, up to date, and meets the requirements of ISO 55001 Standard. • Undertake safety reviews and monitoring of dams. • Review and update Operations and Maintenance Plans, and Emergency Plans. • Report to Dams Safety NSW. • Conduct Emergency Exercises.
SSCP03	Stormwater Management	• Investigate and design stormwater infrastructure to reduce drainage issues, improve water quality, and increase biodiversity and amenity. • Lead, engage, and provide advice to external and internal stakeholders on stormwater management. • Review and update Council's Stormwater Management Policy in line with best industry practice. • Provide stormwater educational activities to the community. • Monitor water quality at waterways around the city. • Manage contractors to deliver projects under Council's Stormwater programs. • Plan and recommend maintenance of Stormwater Quality Improvement Devices (SQID) such as rain gardens.

Catchment Planning Indicators

ID No.	Indicator Measure	Baseline	Target	Preferred Trend
IDCPO01	# Stormwater and floodplain education programs conducted	3 per annum	1 per quarter	▲
IDCPO02	# Floodplain Risk Management Studies and Plans completed	1 per annum	1 per annum	▲
IDCPO03	# Projects implemented as part of Council's stormwater programs	12 per annum	3 per quarter	▲
IDCPO04	# Flood maps provided	To be established	N/A	▲
IDCPO05	% Advice provided within ten working days	To be established	80% per quarter	▲
IDCPO06	# Flood Information Sheets provided	To be established	N/A	▲

Catchment Planning Major Program/s

Existing Stormwater Management
Investigate, design and construct stormwater management works to address stormwater drainage issues, stormwater quality and waterway stability across the city.

Total	**$500,000**
General	$500,000
Maintenance	$20,000

Suburb	ID No.	Description	Funding Type	2026-2027 $
Bonnyrigg Heights	MPESP2726	**Wilson Creek Rehabilitation Works – Construction** Upgrade works along Wilson Creek. *Year 1 of a 2 year program* *Note: Council will seek grant opportunities for this project.*	Grant	TBA
City Wide	MPESP2701	**Stormwater Management Program** Investigate, design and construct stormwater management works to address stormwater drainage issues, stormwater quality and waterway stability across the City.	General	500,000

Theme 3 Environmental Sustainability

Flood Mitigation Program
Identify and reduce the risk to life and property from flooding across the city. This program is funded by grants from the NSW Government on a 2 (grant) to 1 (Council) funding ratio.

Total	$120,000
General	$40,000
Grant	$80,000
Maintenance	$20,000

Suburb	ID No.	Description	Funding Type	2026-2027 $
Cabramatta	MPFMP2734	**Cabramatta Creek Floodplain Risk Management Study and Plan** Develop a Floodplain Risk Management Study and Plan to identify, assess and recommend measures to reduce flood risk. *Year 3 of a 3 year program*	General Grant **Total**	40,000 80,000 **120,000**
Cabramatta West, Canley Vale, Fairfield Heights, Fairfield West, Mt Pritchard	MPFMP2601	**Central Floodplain Risk Management Study and Plan** Seek grant funding to develop a Floodplain Risk Management Study and Plan to identify, assess and recommend measure to reduce flood risk. *Note: Council will seek grant opportunities for this project.*	Grant	TBA
City Wide	MPFMP2750	**Rural Area Floodplain Risk Management Study and Plan (including future development scenario)** Seek grant funding to develop a Floodplain Risk Management Study and Plan to identify, assess and recommend measure to reduce flood risk. *Note: Council will seek grant opportunities for this project.*	Grant	TBA
Prairiewood	MPFMP2635	**Three Tributaries Floodplain Risk Management Study and Plan – Review** Seek grant funding to develop a Floodplain Risk Management Study and Plan to identify, assess and recommend measure to reduce flood risk. *Note: Council will seek grant opportunities for this project.*	Grant	TBA
Wetherill Park	MPFMP2749	**Hassall Street and Rosford Reserve Detention Basins Upgrade - Detailed Design** Seek grant funding to develop a detailed design of basin upgrade works for Hassall Street. *Note: Council will seek grant opportunities for this project.*	Grant	TBA
	MPFMP2751	**Emerson Detention Basin Upgrade - Detailed Design** Seek grant funding to develop a detailed design of basin upgrade works for Emerson Park. *Note: Council will seek grant opportunities for this project.*	Grant	TBA
Wakeley	MPFMP2711	**Flood detention basin upgrade, King Park** Seek grant funding opportunities for the construction basin upgrade works. *Note: Council will seek grant opportunities for this project.*	Grant	TBA

Stormwater Levy Program
Extra funding to supplement the Existing Stormwater Management Program to address stormwater drainage and stormwater quality issues and waterway stability in urban areas of the city. It also includes stormwater education and water quality monitoring.

Total	$1,135,000
Stormwater Levy Reserve	$1,135,000
Maintenance	$20,000

Suburb	ID No.	Description	Funding Type	2026-2027 $
Abbotsbury	MPSLP2629	**Stockdale Wetland** Investigations into wetland system improvements	Stormwater Levy Reserve	30,000
Cabramatta	MPSLP2725	**Cabramatta Creek Bank Stabilisation** Monitoring and maintenance.	Stormwater Levy Reserve	10,000
City Wide	MPSLP2701	**Stormwater Education** Deliver education programs designed to raise community awareness about stormwater issues and solutions.	Stormwater Levy Reserve	20,000
	MPSLP2702	**Stormwater Gully Pit Maintenance** Clean stormwater gully pits at various hot spot locations to reduce the risk of localised stormwater flooding.	Stormwater Levy Reserve	20,000
	MPSLP2703	**Water Quality Monitoring** Monitor and analyse the water quality at a minimum of 15 sample testing locations across the City.	Stormwater Levy Reserve	60,000
	MPSLP2704	**Maintenance Major Stormwater Systems** Maintain major stormwater systems such as wetlands, ponds and rain gardens.	Stormwater Levy Reserve	440,000
	MPSLP2705	**Catchment Officers** Contractors helping to implement the Stormwater Levy Program.	Stormwater Levy Reserve	215,000
	MPSLP2718	**Dam Safety Reporting** Prepare safety reports on the Declared dams in the Fairfield Local Government Area.	Stormwater Levy Reserve	240,000
Smithfield	MPSLP2731	**Prospect Creek Rehabilitation** Investigations for Detailed Design.	Stormwater Levy Reserve	100,000

Catchment Planning Financials

ID No.	Service Outputs	Total ($) Income	Expenditure	Cost of Service	Staff (FTE)
SSCP01	Floodplain Risk Management	(8,651)	585,943	577,292	4.20
SSCP02	Dam Safety Management	-	189,295	189,295	2.40
SSCP03	Stormwater Management	(1,600,000)	327,535	(1,272,465)	1.40
	Sub-Total	**(1,608,651)**	**1,102,773**	**(505,878)**	**8.00**
	Statutory Expenditure	-	**153,513**	**153,513**	-
	Major Programs	-	1,635,000	1,635,000	-
	TOTAL	**(1,608,651)**	**2,891,286**	**1,282,635**	**8.00**

This service is 0.75% of the Operational Plan Budget



Emergency Management

Manager Major Projects and Planning

What does this service do?

Provide leadership, assistance, and resources in order to support emergency and disaster planning, response and recovery operations within Fairfield City.

ID No.	Service Outputs	Service Activities
SSEM01	Emergency Prevention, Preparation, Response and Recovery	• Manage plans in relation to the prevention of, preparation for, response to and recovery from emergencies. • Provide executive support for the Fairfield Local Emergency Management Committee and Operations Controller (LEOCON). • Undertake annual emergency response training and exercise. • Provide assistance to the NSW State Emergency Service and the Rural Fire Service. • Conduct educational programs/workshops to assist in community awareness about emergency prevention, preparation, response, and recovery within Fairfield City. • Provide statutory funding for NSW Fire and Rescue, Rural Fire Service and State Emergency Services. • Respond in an emergency incident and/or event with assistance to the combat agency and/or LEOCON. • Provide support for local community recovery from an emergency incident and/or event. • Develop planned responses for Council services to an emergency incident and/or event.

Theme 3 Environmental Sustainability

Emergency Management Indicators

ID No.	Indicator Measure	Baseline	Target	Preferred Trend
IDEMO01	# Actions undertaken as part of the Fairfield Local Emergency Management Plan	7 per annum	N/A	▲

Emergency Management Financials

ID No.	Service Outputs	Total ($) Income	Expenditure	Cost of Service	Staff (FTE)
SSEM01	Emergency Prevention, Preparation, Response and Recovery	(79,292)	205,023	125,731	-
	Sub-Total	**(79,292)**	**205,023**	**125,731**	-
	Statutory Expenditure	-	3,140,000	3,140,000	-
	New Projects	(100,000)	120,000	20,000	-
	TOTAL	**(179,292)**	**3,465,023**	**3,285,731**	-

This service is 1.87% of the Operational Plan Budget

Natural Resource Management

Manager City Assets

What does this service do?

Provide and deliver educational programs and community sustainability initiatives for the community and Council. Maintain and protect the natural environment in the City.

ID No.	Service Outputs	Service Activities
SSNRM01	Natural Resource Management	• Develop and implement the Bush Regeneration Program, which involves planting and maintaining creeks and their surroundings. • Develop and implement Creek Cleaning – Cleaning of litter from creeks and stormwater devices. • Conduct biosecurity (weed) compliance inspections and education. • Apply and manage environmental grants (Weed Action Plan, community environmental grants). • Attend Cumberland Bush Fire Management Committee meetings. • Manage and implement Biodiversity Strategy and Action Plan. • Manage maintenance of stormwater levy sites (including rain gardens). • Respond to tree, weed, and bush fire customer service requests. • Develop and review the Biosecurity Policy and Weed Action Plan. • Collaborate with the Georges Riverkeeper to deliver environmental outcomes.
SSNRM02	Community Nursery	• Coordinate and implement the native plant propagation program. • Collect, develop, and maintain seed bank for native plant propagation. • Promote native plants. • Manage and promote sales of plants to internal and external services. • Continued on-going refurbishment and improvements of nursery site and operations. • Hold Community Nursery Open Days. • Provide advice on plant selection and plant maintenance to internal and external stakeholders such as schools, residents and community groups.
SSNRM03	Environmental Education and Volunteers	• Develop and implement environmental education programs for local schools. • Provide community events and educational workshops. • Coordinate 2 volunteer groups (community nursery and indigenous flora park). • Organise National Tree Day.

Natural Resource Management Indicators

ID No.	Indicator Measure	Baseline	Target	Preferred Trend
IDNRMO01	# Volunteer hours participating at community nursery	722 per quarter	700 per quarter	▲
IDNRMO02	# Volunteer hours maintaining bushland and creeks	173 per annum	180 per annum	▲
IDNRMO03	# Native plants propagated at the Community nursery	34,965 per annum	35,000 per annum	▲
IDNRMO04	# Native plants comprising of trees, grass, shrub planted in the City	23,315 per annum	12,000 per annum	▲
IDNRMO05	# Educational environmental sustainability activities undertaken	21 per annum	11 per annum	▲
IDNRMO06	# People attending educational activities	632 per annum	240 per annum	▲
IDNRMO07	# People participating in National Tree Day	182 per annum	150 per annum	▲
IDNRMO08	# Community events and educational workshops provided with Georges Riverkeeper	1 per annum	1 per annum	▲
IDNRMO09	# Hours bush regeneration by Corrective Services NSW teams with Georges Riverkeeper	1,200 per annum	1,200 per annum	▲
IDNRMO10	# Hours litter removal by Corrective Services NSW teams with Georges Riverkeeper	4,500 per annum	4,500 per annum	▲

Natural Resource Management Financials

ID No.	Service Outputs	Total ($) Income	Expenditure	Cost of Service	Staff (FTE)
SSNRM01	Natural Resource Management	(17,990)	1,895,810	1,877,820	4.00
SSNRM02	Community Nursery	(562)	43,370	42,808	-
SSNRM03	Environmental Education and Volunteers	(187)	14,456	14,269	-
	Sub-Total	**(18,740)**	**1,953,636**	**1,934,896**	**4.00**
	Statutory Expenditure	-	110,000	110,000	-
	New Projects	(103,550)	190,743	87,193	-
	TOTAL	**(122,290)**	**2,254,379**	**2,132,089**	**4.00**

This service is 1.21% of the Operational Plan Budget

Public Health and Environment

Manager Building Control and Compliance

What does this service do?

Monitor and enforce regulatory and compliance laws within Fairfield City for environmental and public health standards.

ID No.	Service Outputs	Service Activities
SSPHE01	Community Health Compliance	• Provide inspection of retail food businesses, food markets, mobile food vendors, food festivals and events. • Inspect additional regulated (non-food) retail premises to ensure compliance with public health regulations and standards, such as beauty salons, hairdressers, brothels, and skin penetration businesses. • Inspect public swimming pools, septic systems, boarding houses, caravan parks, cooling towers and warm water systems. • Respond to reports of single case food borne illness connected with retail and non-retail food premises. • Investigate residential and commercial environmental and public health related complaints. • Review Development Applications (DA) regarding public health and environmental impacts as part of planning submissions. • Management of communicable disease related risks and obligations.
SSPHE02	Environmental Management Compliance	• Undertake environmental audits of industrial and commercial operations and premises. • Review Development Applications (DA) regarding environmental impacts as part of planning submissions. • Provide industry based training seminars. • Issue Penalty Infringement Notices (PINs) and the service of Statutory Notices and Orders. • Conduct environmental investigations ranging from minor to major pollution matters. • Provide detailed environmental advice to local industry. • Provide advice and support to Environment Protection Authority in joint investigation of pollution matters.

Public Health and Environment Indicators

ID No.	Indicator Measure	Baseline	Target	Preferred Trend
IDPHEO01	# Food premises inspected	196 per quarter	250 per quarter	▲
IDPHEO02	# Other public health regulated premises/activities inspected	20 per quarter	100 per quarter	▲
IDPHEO03	# Environmental audits undertaken at industrial and commercial premises	0 per quarter	5 per quarter	▲
IDPHEO04	# Investigations undertaken by Environmental Management for pollution matters	87 per quarter	70 per quarter	▲
IDPHEO05	# Development applications reviewed regarding environmental impacts	314 per annum	N/A	▲
IDPHEO06	# Investigations undertaken by Community Health for environmental and public health related matters	486 per annum	N/A	▲

Public Health and Environment Financials

ID No.	Service Outputs	Total ($) Income	Expenditure	Cost of Service	Staff (FTE)
SSPHE01	Community Health Compliance	(192,271)	789,530	597,259	5.13
SSPHE02	Environmental Management Compliance	(140,251)	601,967	461,716	3.87
	TOTAL	**(332,522)**	**1,391,497**	**1,058,975**	**9.00**

This service is 0.60% of the Operational Plan Budget

Street and Public Amenities Cleaning

Manager Waste and Cleansing Operations

What does this service do?

Provide the cleaning of streets and public amenities in the town centres, residential and industrial areas across Fairfield City.

ID No.	Service Outputs	Service Activities
SSSPAC01	Town Centre Operations (Shopping Centres In Cabramatta, Fairfield, Canley Vale, Canley Heights, Fairfield Heights, Smithfield, Villawood and Carramar)	• Removal of litter from footpaths, gutters, garden beds, landscaped areas, and bus shelters daily. • Scrubbing and washing of footpaths. • Provide pressure washing of footpaths and street furniture. • Removal of bill posters from shopfronts and structures. • Empty and cleaning of litter bins. • Removal of hypodermic syringes.
SSSPAC02	Residential Street Sweeping	• Regular gutter sweeping based on scheduled suburb program. • Undertake street litter and rubbish removal. • Undertake the main roads beautification program.
SSSPAC03	Industrial Street Sweeping Areas (Wetherill Park, Smithfield, Lansvale and Yennora)	• Undertake street sweeping of gutters and litter removal. • Undertake street litter and rubbish removal.
SSSPAC04	Public Amenities Cleaning	• Provide cleaning of public amenities.
SSSPAC05	Routine Cleaning	• Provide routine cleaning of Council occupied building assets and contract management of cleaning tender.
SSSPAC06	Public Toilets Maintenance	• Manage the contract to maintain Council's "Exeloos". • Service levels identified to maintain Council's 24/7 public toilets in open space/parks.

Street and Public Amenities Indicators

ID No.	Indicator Measure	Baseline	Target	Preferred Trend
IDSPACO01	# Requests on street and public amenities cleaning	864 per annum	600 per annum	▼
IDSPACO02	% Street and public amenities cleaning requests attended to within agreed timeframe	98% per annum	95% per annum	▲

Street and Public Amenities Financials

ID No.	Service Outputs	Total ($) Income	Expenditure	Cost of Service	Staff (FTE)
SSSPAC01	Town Centre Operations	(554,650)	1,893,740	1,339,090	12.90
SSSPAC02	Residential Street Sweeping	(24,095)	2,309,402	2,285,307	14.70
SSSPAC03	Industrial Street Sweeping Areas	-	942,395	942,395	6.00
SSSPAC04	Public Amenities Cleaning	-	119,582	119,582	1.10
SSSPAC05	Routine Cleaning	-	402,718	402,718	4.00
SSSPAC06	Public Toilets Maintenance	-	33,287	33,287	0.25
	TOTAL	**(578,745)**	**5,701,124**	**5,122,379**	**38.95**

This service is 2.91% of the Operational Plan Budget

Sustainable Resource Centre

Manager Waste and Cleansing Operations

What does this service do?

Divert construction and demolition waste from landfill by recycling and selling construction materials.

ID No.	Service Outputs	Service Activities
SSSRC01	Sustainable Resource Centre	• Accept construction and demolition waste from both internal Council operations and external customers at the Sustainable Resource Centre, providing a cost-effective and environmentally responsible disposal solution for roadworks and other civil projects. • Process and sell civil construction materials to external customers including Council. • Receive construction and demolition waste to Sustainable Resource Centre and from external customer to provide an environmentally responsible disposal method. • Manage the contract for the crushing and pulverising of demolition material by contractors who operate from the Sustainable Resource Centre site.

Sustainable Resource Centre Indicators

ID No.	Indicator Measure	Baseline	Target	Preferred Trend
IDSRCO01	# Tonnes CO2 emission saved	949 per quarter	3,000 per quarter	▲

Sustainable Resource Centre Financials

ID No.	Service Outputs	Total ($) Income	Expenditure	Cost of Service	Staff (FTE)
SSSRC01	Sustainable Resource Centre	(2,411,298)	2,366,069	(45,229)	9.00
	Sub-Total	**(2,411,298)**	**2,366,069**	**(45,229)**	**9.00**
	Major Programs	-	585,000	585,000	-
	TOTAL	**(2,411,298)**	**2,951,069**	**539,771**	**9.00**

This service recovers all costs in the Operational Plan Budget

Waste Management

Manager Waste and Cleansing Operations

What does this service do?

Manage domestic and commercial waste services across Fairfield City.

ID No.	Service Outputs	Service Activities
SSWM01	Domestic Garbage Operations	• Garbage collection from 77,000 residential properties. • Supply and repair domestic bins and home unit containers. • Provide missed service collection for residents.
SSWM02	Domestic Recycling Operations	• Collect recyclable waste from 77,000 residential properties. • Supply and repair recycling bins. • Provide missed service collection for residents.
SSWM03	Domestic Garden Waste (FOGO)	• Collect Garden Waste (FOGO) waste from 57,000 single unit dwellings (SUD) residential properties. • Supply and repair bins. • Provide missed service collection for residents.
SSWM04	Domestic Clean-Up Operations	• Provide four book-in domestic clean-up service per year for each residential property (77,000). • Provide an at cost clean-up service.
SSWM05	Commercial and Community Waste	• Provide commercial waste bin service. • Provide community facilities waste service.
SSWM06	Waste Enforcement Group	• Investigate and enforce illegal waste (building and demolition) disposal including domestic, commercial, and industrial. • Respond to illegally dumped asbestos incidents in public places. • Reducing illegally dumped rubbish on the streets and public places. • Monitoring illegal dumping hotspots. • Attend RID illegal waste committee.
SSWM07	Environmental Sustainability Strategies	• Develop and review Waste Management Strategies, plans, and policies. • Develop and review Illegal Dumping Strategy and Action Plan. • Review and prepare submission to State Government environment and waste related strategies and programs. • Prepare and submit annual Waste and Resource Recovery (WARR) survey to the NSW Environment Protection Authority (EPA). • Conducting waste kerbside audits.
SSWM08	Corporate Sustainability	• Develop and implement Council's staff education program and initiatives for sustainability, for example the Zero Waste program (better recycling, organic worm farm).
SSWM09	Community Sustainability (Excluding Business)	• Implement Community Education programs, including Schools Kids Environmental Education Program (KEEP) and sustainable living workshops.

ID No.	Service Outputs	Service Activities
SSWM10	Resource Recovery	• Develop and implement programs to reduce illegal waste dumping. • Organise and deliver Chemicals and E-Waste collection events. • Maintain the weekly E-waste collections at Recycling Drop Off Centre. • Organise and delivery Spring Clean Drop Off Event. • Engage with Strata Managers, Body Corporates and Real Estate agents to ensure bulky collections are promoted. • Develop and provide waste educational materials (flyers, brochures and social media contents). • Develop and implement new waste and recycling projects.

Waste Management Indicators

ID No.	Indicator Measure	Baseline	Target	Preferred Trend
IDWMO01	% Complaints on waste management resolved within Service Level Agreement	98% per annum	95% per annum	▲
IDWMO02	# Hours patrolling for illegal dumping incidents	918 hours per quarter	750 hours per quarter	▲
IDWMO03	# Reported illegal dumping incidents identified	2,128 per annum	N/A	▼

Waste Management Major Program/s

Waste Management Plan
This is the program that outlines initiatives that the Waste Management team will undertake in the Delivery Program such as Spring Clean Drop-Off Day, and Chemical Collection Day.

Total **$140,000**

Suburb	ID No.	Description	Funding Type	2026-2027 $
City Wide	MPWM2701	**Spring Clean Drop-Off Day** Provide residents with an annual opportunity to responsibly dispose of bulky household items.	Waste Reserve	110,000
	MPWM2702	**Chemical Collection Promotion and Traffic Control** Chemical Collection and E-Waste Event to facilitate the safe disposal of hazardous materials and electronic waste.	Waste Reserve	30,000

Waste Management Financials

ID No.	Service Outputs	Total ($) Income	Expenditure	Cost of Service	Staff (FTE)
SSWM01	Domestic Garbage Operations	(22,473,330.55)	24,351,951.60	1,878,621	24.39
SSWM02	Domestic Recycling Operations	(1,542,524.45)	1,250,257.20	(292,267)	2.00
SSWM03	Domestic Garden Waste (FOGO)	(8,400,378.00)	8,400,378.00	-	6.00
SSWM04	Domestic Clean-Up Operations	(4,482,427.00)	4,482,427.00	-	16.00
SSWM05	Commercial and Community Waste	-	130,627.60	130,628	1.00
SSWM06	Waste Enforcement Group	(62,982.00)	545,020.28	482,038	4.00
SSWM07	Environmental Sustainability Strategies	(3,694)	51,902	48,208	0.23
SSWM08	Corporate Sustainability	(3,694)	53,544	49,850	0.23
SSWM09	Community Sustainability (Excluding Business)	(7,387.20)	103,954.45	96,567	0.45
SSWM10	Resource Recovery	(34,473.60)	484,736.22	450,263	2.10
	Sub-Total	**(37,010,890)**	**39,854,798**	**2,843,908**	**56.40**
	Major Programs	-	8,008,600	8,008,600	-
	New Projects	-	130,000	130,000	-
	TOTAL	**(37,010,890)**	**47,993,398**	**10,982,508**	**56.40**

This service is 6.32% of the Operational Plan Budget



Theme Four
Strong and Resilient Economy

The businesses and industries in Fairfield City and the surrounding areas provide goods and services as well as local employment opportunities

The shopping centres provide a range of products, services and meeting places, and represent the identity of their suburb. The Smithfield-Wetherill Park industrial area is one of the largest industrial estates in Australia and therefore a major employer, traffic generator and economic powerhouse. Higher than average levels of unemployment, especially youth unemployment, place increased importance on access to education and training.

2025-2035 Fairfield City Plan Goals

1 A resilient local economy supported by diverse businesses and employment opportunities

2 Thriving entertainment precincts with a vibrant and inclusive night-time economy

3 Vibrant, welcoming and attractive town centres that support community life and commerce

United Nations Sustainable Development Goals

8 DECENT WORK AND ECONOMIC GROWTH

Resilient Sydney Direction

3 Connect for strength

Council's

Key Strategies, Plans and Policies

Supporting the delivery of a Strong and Resilient Economy for the Fairfield City Community

Bonnyrigg Vision and Action Plan
Cabramatta, Canley Heights and Canley Vale Action Plan
Economic Lands Study
Fairfield City Centre Strategic Plan
Fairfield City Centre Place Marketing Plan
Fairfield City Economic Development Strategy
Fairfield Employment Lands Strategy
Fairfield Retail and Commercial Centres Study and Policy
Integrated Economic Development Framework, Strategy and Action Plan
Public Domain Manual and Plans
Smithfield-Wetherill Park Industrial Estate Marketing and Promotion Plan
Sponsorship Policy, Procedures and Guidelines
Urban Design Studies

Projects

Theme 4 - Strong and Resilient Economy Projects					
Suburb	ID No	Project Name	Responsible Officer	Funding Type	2026-2027 $
Goal 1: A resilient local economy supported by diverse businesses and employment opportunities					
Strategy 2: Increase business developement and local employment by partnerships with local and workforce training initiatives.					
City Wide	IN271122	**Investment Prospectus** Create a Fairfield LGA Investment Prospectus to attract new businesses to the region.	Manager Economic Development	Service Budget	-
Wakeley	SP271219	**Fresh Start Program** Employ and train recruits as part of the Fresh Start for Local Government Apprentices, Trainees and Cadets Grant Program, which will create positive social outcomes by generating local education, training, and employment opportunities. *Year 2 of a 5 year program*	Manager People and Culture	Grant	-
Strategy 3: Enhance retail, hospitality and infrastructure to drive economic growth by supporting local business revenue					
City Wide	IN271118	**Business Occupancy Audit - Implementation** Council to undertake occupancy audits at major commercial centres. The designated study areas would be the ground floor of Cabramatta, Canley Heights, Canley Vale, Fairfield, Smithfield and Fairfield Heights.	Manager Economic Development	Service Budget	-
Goal 2: Thriving entertainment precincts with a vibrant and inclusive night-time economy					
Strategy 2: Foster Tourism and Attractions through enhancing infrastructure and offering new attractions or experiences.					
Fairfield	IN271190	**Cabramatta Town Centre – Gate Way - Pai Lau - Master Plan** Restoration work and minor upgrades to Freedom Plaza. *Year 1 of a 3 year project*	Manager Cabramatta Place	Service Budget	-
Prairiewood	IN271191	**Fairfield Showground AFL Field – New Stage (Construction)** Develop a raised stage to the Fairfield Showground AFL Field to allow for multi-purpose events to be held. *Year 2 of a 2 year project*	Manager Major Projects and Planning	TBA	-
	SP27913	**Fairfield Showground - Community and Event Centre - Construction** Construction of the new community, sports and event facility at Fairfield Showground. *Year 2 of a 3 year project*	Manager Major Projects and Planning	WestInvest Grant	18,422,903
				Section 7.11	1,234,834
				Section 7.12	7,301,100
				Infrastructure Reserve	2,639,000
				Total	**29,597,837**

Theme 4 - Strong and Resilient Economy Projects					
Suburb	ID No	Project Name	Responsible Officer	Funding Type	2026-2027 $
Goal 3: Vibrant, welcoming, and attractive town centres that support community life and commerce					
Strategy 1: Upgrade and maintain older buildings to improve their appearance, functionality and safety within City Centres.					
Canley Heights	IN271141	**Canley Heights Town Centre - Master Plan Design - Stage 3** Develop a detailed and costed Public Domain Upgrade Plan with works to follow in 2026/2027. (Canley Vale Road, northern side between Peel Street and Ascot Street).	Manager Cabramatta Place	Service Budget	Year 1
Fairfield	IN271046	**Fairfield City Centre Upgrade - Barbara Street and Nelson Street, Fairfield - Design** Public Domain Upgrade - Barbara Street (Nelson Street to Hamilton Road) and Nelson Street (between 22 Nelson and Smart Street). *Year 1 of a 4 year project*	Manager Major Projects and Planning	Section 7.11	650,000
	IN271084	**Fairfield City Centre Upgrade - Thomas Ware Plaza - Design** Thomas Ware Plaza public domain upgrade to include wrap around seating against existing mature trees, uplighting, and upgrade to the children's play area.	Manager Design Services	Service Budget	-
Villawood	IN271140	**Villawood Town Centre - Master Plan Design** Develop a detailed and costed Public Domain Upgrade Plan (whole of centre including Villawood Place Precinct (stage 1) and periphery including Kamira Avenue (stage 2).	Manager Cabramatta Place	Service Budget	-
Strategy 3: Beautify town centres with improved planter boxes, landscaping and seasonal decorations.					
City Wide	IN271073	**Public Domain - Public Art Decal of Utility Infrastructure** Art wraps on public utilities.	Manager Fairfield and Parks Place	Town Centre Reserve	25,000
	IN271076	**Public Domain Presentation - Planter Boxes Upgrade** Progressive upgrade of existing planter boxes in neighbourhood centres with water wells and a rendered colour treatment.	Manager Cabramatta Place	Town Centre Reserve	30,000
	IN271156	**Public Domain Public Art Mural - Renewal and Commission** Conserve and repair murals in priority locations in town centres and commission new work to improve the appearance of public spaces in commercial areas.	Manager Parks and Fairfield Place	Town Centre Reserve	35,000
Smithfield and Wetherill Park	IN271077	**Industrial Estate Beautification Program - Implementation** To provide attractive colourful shrubs and small trees along road corridors in high traffic areas across the Smithfield - Wetherill Park Industrial Estate. This year will focus on Cowpasture Road near Horsley Drive.	Manager Design Services	Town Centre Reserve	120,000



Services Provided

Community Business Hub

Fairfield City HQ

Manager Libraries and Museum Services

What does this service do?

Manage and maintain Council's Community Business Hub (Fairfield City HQ) which provides business and community spaces. Fairfield City HQ is a professional co-working space for start-ups and local small businesses.

ID No.	Service Outputs	Service Activities
SSCBH01	Community and Business Spaces	• Provide access to shared co-working spaces, hot desks, meeting rooms, mailboxes and Studio HQ Suite for professionals and local businesses, with a focus on supporting start-ups.
SSCBH03	Community Business Hub Functions	• Provide business networking meetups for hot desk hirers and their guests.

Community Business Hub Indicators

ID No.	Indicator Measure	Baseline	Target	Preferred Trend
IDCBHO01	% Utilisation of co-working space (hot desk hires) at the Community Business Hub	92%	80%	▲
IDCBHO02	% Utilisation of Community Hub Space - Vic Winton (up to 60 people)	65%	50%	▲
IDCBHO03	% Utilisation of Business Hub Meeting Spaces (up to 12 people)	52%	50%	▲
IDCBHO04	% Utilisation of Studio HQ Suite (Photography and Videography Studio)	44%	50%	▲
IDCBHO07	# Network events	10 per annum	60 per annum	▲

Community Business Hub Financials

ID No.	Service Outputs	Total ($) Income	Expenditure	Cost of Service	Staff (FTE)
SSCBH01	Community and Business Spaces	(98,977)	349,010	250,033	1.80
SSCBH02	Community Business Hub Functions	(65,985)	234,393	168,408	1.20
	TOTAL	**(164,962)**	**583,403**	**418,441**	**3.00**

This service is 0.24% of the Operational Plan Budget

Economic Development

Manager Economic Development

What does this service do?

Promote, manage and deliver economic development projects and initiatives supporting businesses, economic growth, and employment opportunities for residents. Focus is on sustainable economic development, stakeholder engagement, building partnerships to support key priority and emerging industries and attracting investment. This business unit works in collaboration with various parts of Council to deliver projects and programs that aim to build capacity of our town and business centres, employment and industrial lands.

ID No.	Service Outputs	Service Activities
SSED01	Economic Development	• Participate and provide advice regarding employment and business development initiatives across Fairfield City with key external stakeholders. • Manage and host the Lifetime Business Awards and support the Local Business Awards. • Deliver and promote business forums that aim to meet a range of needs in the business community. • Provide expert advice for each Place relating to the coordination of economic development activities within them to address employment, business growth, economic sustainability, and resilience with a focus on Major and Town centres, industrial estates, local and neighbourhood centres. • Provide advice relating to Fairfield City's growth in the region and the education, skills and/or employment challenges or opportunities that may impact on this issue.

Draft 2026-2027 Operational Plan

Economic Development Indicators

ID No.	Indicator Measure	Baseline	Target	Preferred Trend
IDEDO01	# Businesses provided with assistance	1,314 per annum	800 per annum	▲
IDEDO02	# Business communication initiatives	To be established	100 per annum	▲
IDEDO03	Total new businesses registered or established in the region	To be established	New	▲
IDEDO04	Total income generated from tourism activities, including events and attractions	To be established	New	▲
IDEDO05	# local businesses particpating in Council programs and partnership programs	To be established	New	▲

Economic Development Financials

ID No.	Service Outputs	Total ($) Income	Expenditure	Cost of Service	Staff (FTE)
SSED01	Economic Development	(5,704)	532,110	526,406	3.10
	TOTAL	**(5,704)**	**532,110**	**526,406**	**3.10**

Theme 4 Strong and Resilient Economy

This service is 0.30% of the Operational Plan Budget

Major Events

Manager Cabramatta Place

What does this service do?

The Major Events service delivers an integrated portfolio of major events across the City reflective of our vibrant and diverse community. The Major Events team organises, presents and evaluates the program of high quality major events designed to engage with residents, targeted stakeholders, local businesses, sponsors and visitors to celebrate place, culture, and diversity.

ID No.	Service Outputs	Service Activities
SSME01	Major Events	• Develop and implement the Major Events Program each year across Fairfield City, including the Illuminate New Year's Eve event. • Manage and coordinate a Major Events Volunteer program to support the delivery of events. • Pursue sponsorship for Culinary Carnival, Cabramatta Lunar New Year and Cabramatta Moon Festival. • Deliver major events with a broad Entertainment Program that reflects the cultural diversity of Fairfield City and according to the theme of the event and its catchment population.

Major Events Indicators

ID No.	Indicator Measure	Baseline	Target	Preferred Trend
IDMEO01	# Major events delivered	4 per annum	4 per annum	▲
IDMEO02	# Community members attending major events	100,000 per annum	100,000 per annum	▲
IDMEO03	% Event sponsors satisfied with their participation and investment in major events (annual)	To be established	85%	▲
IDMEO05	% of attendees who report being satisfied	To be established	85%	▲

Major Events Financials

ID No.	Service Outputs	Total ($) Income	Expenditure	Cost of Service	Staff (FTE)
SSME01	Major Events	(427,595)	1,456,255	1,028,660	3.00
	TOTAL	**(427,595)**	**1,456,255**	**1,028,660**	**3.00**

This service is 0.58% of the Operational Plan Budget

Place Management

Manager Cabramatta Place
Manager Fairfield and Parks Place

What does this service do?

Responsible for place-based planning and stewardship of specific town centres and industrial precincts to ensure long-term planning aligns to the vision and needs of place. Coordinate and drive place-making to improve the function, liveability and economic performance, building vibrant and resilient spaces through collaborative investment.

ID No.	Service Outputs	Service Activities
SSPM01	Place Management Services	• Provide place-based comments on Development Applications located in town and employment centres. • Process Local Activity applications in town centres. • Manage key community stakeholders and groups, including supporting partnership opportunities. • Engage with internal divisions, businesses, government, and non-government agencies at consultative forums and represent Council at meetings. • Inform local businesses of Council activities including stakeholder meetings and initiatives. • Maintain place-based knowledge to provide expert advice and analysis to address complex, diverse and sensitive issues. • Promote place-based activities and businesses in town centres. • Develop and deliver a place activation program with minor events to promote business and activate public spaces. • Deliver the Fabulous Fairfield Program that promotes keen gardening amongst residents.
SSPM02	Public Domain Planning	• Develop, deliver and support public domain improvement projects within town centres and industrial areas. • Identify public domain improvements within town centres and industrial areas noting relevant public domain plans.

Place Management Indicators

ID No.	Indicator Measure	Baseline	Target	Preferred Trend
IDPMO01-1	# Local activity approvals - Fairfield	N/A	N/A	▲
IDPMO01-2	# Local activity approvals - Cabramatta	N/A	N/A	▲
IDPMO02	# of contributions to public domain improvements	To be established	120 per annum	▲

Place Management Major Program/s

Town Centre Improvement (Minor and Neighbourhood) Total $250,000
Deliver targeted town centre improvements across Fairfield City.

Suburb	ID No.	Description	Responsible Officer	Funding Type	2026-2027 $
Fairfield East	MPTCI2702	**Minor Town Centres Improvements - Fairfield East Shops** Corner Hamilton and The Boulevarde Footpath restoration and spray treatment.	Manager Fairfield and Parks Place	General	85,000
Villawood	MPTCI2701	**Minor Town Centres Improvements - Villawood** Upgrade asphalt pavement and replace and enhance street trees.	Manager Cabramatta Place	General	165,000

Place Management Financials

ID No.	Service Outputs	Total ($) Income	Expenditure	Cost of Service	Staff (FTE)
SSPM01	Place Management Services	(3,939)	1,307,935	1,303,996	5.00
SSPM02	Public Domain Planning	-	300,952	300,952	1.90
	Sub-Total	**(3,939)**	**1,608,887**	**1,604,948**	**6.90**
	Statutory Expenditure	-	15,365	15,365	-
	Major Programs	-	250,000	250,000	-
	New Projects	-	90,000	90,000	-
	TOTAL	**(3,939)**	**1,964,252**	**1,960,313**	**6.90**

This service is 1.11% of the Operational Plan Budget

Theme 4 Strong and Resilient Economy

Property Strategy and Services

Manager Property Strategy and Services

What does this service do?

Provide Council with a self-funded Property Development Fund for the purpose of generating additional revenue through entrepreneurial real estate activities enabling Council to re-invest the funds back into the community. Coordinate the management of Council owned properties, leased and licenced properties, retail shopping centre, telecommunication agreements, and multi-deck car parks as well as real estate functions to buy, sell, lease land, grant easements and road closures.

ID No.	Service Outputs	Service Activities
SSPS01	Property Development Fund	• Identify development and income producing opportunities within Fairfield City. • Develop, implement, and report on the Property Development Fund (PDF) strategy (including subdivision, sale, and purchase of land). • Manage property development projects including the preparation of development applications, procurement plans and contract specifications. • Provide property consultancy services to internal stakeholders.
SSPS02	Leasing/ Licensing of Council Property	• Provide property management of Council's assets including lease and licencing agreements, contracts, inspections, and financial monitoring for Council's commercial and community facilities (community centres/ halls, sportsfields, open space facilities). • Annually distribute, collate, report to Council and update Quality Management System relating to property tenant service delivery. • Maintain Councils Lease/Licence Register in line with legislated requirements.
SSPS03	Management of Council Multi-deck Car Parks (Cabramatta – Dutton Plaza, Fisher Street, Fairfield - Downey Lane and Nelson Street)	• Provide management of the multi-deck car parks including licence agreements, inspections, financial and utilisation monitoring. • Manage staffing to provide customer service at each site. • Manage and monitor automated ticketing, cash collection and CCTV at each site. • Assist to ensure service compliance requirements are met including lifts, fire equipment and lighting. • Service levels identified for a cleaning service at each multi-deck car park site. • Inform strategically the asset management plans for programmed renewal of multi-deck car parks.
SSPS04	Management of Dutton Plaza	• Provide property management of the centre including leasing agreements, rental management, maintenance and repair work and financial reporting. • Facility management of centre to ensure service requirements are met including lifts, WHS, waste collection and fire compliance. • Document operational procedures for centre management. • Ensure vacant premises are leased in line with Council's resolved tenancy mix. • Service levels identified to maintain Dutton Plaza to agreed standard with frequencies and costs developed. • Centre management developed to manage customer requests and feedback.

ID No.	Service Outputs	Service Activities
SSPS05	Real Estate Services for Council	• Develop and review property related policy and procedures. • Acquisition and disposal of property. • Administer and complete road closures. • Negotiate easements over Council's land. • Provide advice to internal and external stakeholders about issues relating to encroachment of building or other structures. • Comment on development applications for potential impacts to Council's land. • Provide real estate professional advice to internal and external stakeholders.

Property Strategy and Services Indicators

ID No.	Indicator Measure	Baseline	Target	Preferred Trend
IDPSO01	% Property Development projects including contracts completed with less than 10% cost variation	100% per annum	80% per annum	▲
IDPSO02	% Occupancy rate of Council's commercially leased or licensed properties	99% per annum	90% per annum	▲

Property Strategy and Services Major Program/s

Open Space Land Acquisition
Purchase of property for open space purposes.

Total **$4,250,000**

Suburb	ID No.	Description	Funding Type	2026-2027 $
City Wide	MPOSA2701	**Open Space Land Acquisition** This is part of an ongoing program of open space land acquisition using development contributions (Section 7.11 funds). Sites are purchased as adequate contribution funds are received and these sites will be subsequently developed as new parks.	Section 7.11	4,000,000
	MPOSA2702	**Open Space Property Demolition** Conduct investigations and demolish acquired properties for open space.	Section 7.11	250,000

Theme 4 Strong and Resilient Economy



Property Strategy and Services Financials

ID No.	Service Outputs	Total ($) Income	Expenditure	Cost of Service	Staff (FTE)
SSPS01	Property Development Fund	(1,637,963)	392,766	(1,245,197)	1.00
SSPS02	Leasing/Licensing of Council Property	(2,288,607)	1,217,397	(1,071,210)	3.20
SSPS03	Management of Council Multi-deck Car Parks	(5,370,459)	2,135,603	(3,234,856)	5.00
SSPS04	Management of Dutton Plaza	(4,176,403)	1,799,274	(2,377,129)	-
SSPS05	Real Estate Services for Council	(180,344)	143,665	(36,679)	0.80
	Sub-Total	**(13,653,776)**	**5,688,705**	**(7,965,071)**	**10.00**
	Major Programs	-	4,250,000	4,250,000	-
	TOTAL	**(13,653,776)**	**9,938,705**	**(3,715,071)**	**10.00**

This service recovers all costs in the Operational Plan Budget

Theme Five
Good Governance and Leadership

In a democracy, the community wants their leaders to listen to them, represent their views with integrity and strive to achieve for the good of the community.

Decision making, especially in the public sector, must be transparent, objective and accountable. Good governance and leadership ensures the community has access to information and is able to participate in the development of policies and decisions that affect them. The Fairfield community expects a high standard of ethics, justice and honesty to be reflected in the actions and behaviour of individuals, organisations, businesses and governments.



Council's

Key Strategies, Plans and Policies

Supporting the delivery of Good Governance and Leadership for the Fairfield City Community

Access to Information Guidelines
Councillors Donations Fund
Mayoral Scholarship Fund
Mayoral Community Benefit Fund
Mayoral Donations Fund
Community Volunteer Fund
Language and Cultural Awareness Fund
Cultural Event Sponsorship Fund
Audit and Risk Committee Charter
Business Continuity Plan Policy
Business Improvement Framework
CCTV Code of Practice
Communications Strategy
Community Engagement Strategy and Policy
Fairfield City Plan (Community Strategic Plan)
Code of Conduct
Code of Meeting Practice
Complaints Management Policy
Work Health and Safety Corporate Strategic Plan
Councillor Expenses and Facilities Policy
Councillors Access to Information and Staff Interaction Policy
Delivery Program and Operational Plan
Enterprise Risk Management Strategy
Financial Hardship Policy
Fraud and Corruption Prevention Plan
Fraud and Corruption Control Policy
Grants Management Policy
Information Management Policy
Local Employment Policy
Long Term Financial Plan
Media Policy
National Self Insurer OHS Audit Tool
Privacy Management Plan
Probity Policy
Public Interest Disclosures Policy
Quality Management Policy
Recognitions Policy
Secondary Employment Policy
Social Media Policy
Sponsorship Policy
Statement of Business Ethics
Strategic Audit Plan
Workforce Management Strategy
Workplace Health and Safety Policy

Projects

Theme 5 - Good Governance and Leadership Projects					
Suburb	**ID No**	**Project Name**	**Responsible Officer**	**Funding Type**	**2026-2027 $**
Goal 2: Fairfield City is financially sustainable and responsible					
Strategy 4: Deliver financial sustainability and seek diverse investment opportunities.					
Wakeley	IN271016	**Digitisation of Historical Files** Digitisation of historical Council hard copy files and records.	Chief Information Officer	General	90,000
Wetherill Park	IN271013	**Sustainable Resource Centre - Feasibility** Undertake a feasibility study to determine the Highest and Best Use for Council's Sustainable Resource Centre.	Manager Property Strategy and Services	Property Development Fund	-

Theme 5
Good Governance and Leadership

Services Provided

Business Continuity and Insurance

Manager Safety and Risk

What does this service do?

Develop, implement, and manage Council's Business Continuity, Opportunity and Risk Management Framework and Council's commercial insurance functions inclusive of general insurance renewals, management of claims and provision of insurance advice.

ID No.	Service Outputs	Service Activities
SSBCI01	Business Continuity and Opportunity and Risk Management	• Develop and co-ordinate the implementation of the Fairfield Opportunity and Risk Management Policy and Plan. • Develop and co-ordinate the implementation of the Fairfield Opportunity and Risk Management major program. • Develop, review and report on implementation of the Strategic Opportunity and Risk Register. • Inform and educate a range of stakeholders on Opportunity and Risk Management requirements. • Implement Opportunity and Risk Management Training to service managers and the Executive Leadership Team. • Implement, review, and improve Council's Business Continuity Plan. • Provide Business Continuity Management Training. • Develop and distribute Fairfield Opportunity and Risk Management Alerts. • Attend insurance management meetings and training with external stakeholders. • Report and present as required to Audit Risk and Improvement Committee. • Develop in consultation with service managers Opportunity and Risk registers and facilitate their presentation to the Audit, Risk, and Improvement Committee.
SSBCI02	Corporate Insurances	• Review, monitor, update and coordinate the required information for corporate insurance coverage for Council. • Provide accurate and timely advice on insurance coverage and indemnity clauses. • Develop and maintain a list of all Corporate Insurances on the Quality Management System. • Provide additional insurance support and advice for Council projects and programs. • Liaise with and provide information to legal representatives. • Communicate insurance coverage to internal stakeholders. • Coordinate and implement insurance programs.
SSBCI03	Claims Management (Excluding Registered Vehicles)	• Manage insurance claims in line with insurance policy requirements. • Review and action claim related subpoenas. • Attend informal settlement conferences and Court Hearings as required. • Process claims management related payments. • Manage claims through investigation, assessment, and determination. • Maintain and update claims related records in line with internal record keeping system. • Develop, assess and present on claim statistics.

ID No.	Service Outputs	Service Activities
SSBCI04	Claims Management of Registered Vehicles	• Manage Motor Vehicle claims in line with insurance policy requirements. • Manage claims through investigation, assessment, and determination. • Maintain and update motor vehicle claims related records in line with internal record keeping system. • Develop and review motor vehicle statistics.

Business Continuity and Insurance Indicators

ID No.	Indicator Measure	Baseline	Target	Preferred Trend
IDBCIO01	# Insurance claims notified	290	N/A	▲

Business Continuity and Insurance Major Program/s

Business Continuity and Insurance
Actions that have been developed to ensure that Council has a strong risk program in place to align its risk appetite and commitments identified in the Delivery Program and Operational Plans.

Total Service Budget

Suburb	ID No.	Description	Funding Type	2026-2027 $
City Wide	MPBCI2702	**Continuous Improvement Pathway** Implement the Continuous Improvement Pathway Program for identified risk areas as allocated by Council's insurance provider. *Year 2 of a 4 year program*	Service Budget	Year 2
	MPBCI2705	**Investigate alignment of Property Insurance Schedule to Conquest** Investigate the capacity and potential alignment of Conquest to Council's Property Insurance schedule to have one source of asset-related information including building and content insured values.	Service Budget	Year 2



Business Continuity and Insurance Financials

ID No.	Service Outputs	Total ($) Income	Expenditure	Cost of Service	Staff (FTE)
SSBCI01	Business Continuity and Opportunity and Risk Management	-	389,886	389,886	1.35
SSBCI02	Corporate Insurances	-	1,174,242	1,174,242	4.05
SSBCI03	Claims Management (Excluding Registered Vehicles)	-	780,707	780,707	2.70
SSBCI04	Claims Management of Registered Vehicles	-	259,924	259,924	0.90
	TOTAL	**-**	**2,604,759**	**2,604,759**	**9.00**

This service is 1.48% of the Operational Plan Budget

Theme 5
Good Governance and Leadership

Business Improvement

Chief Information Officer

What does this service do?

Identify opportunities and develop business improvement initiatives to meet the needs of the business by providing guidance, innovative solutions, and practical tools to drive growth, efficiency, and productivity.

ID No.	Service Outputs	Service Activities
SSBI01	Business Improvement	• Contribute and review Information and Communication Technology Strategy. • Provide expert advice for Information Technology. • Implement technical IT solutions. • Identify and review potential business improvement solutions through emerging technology. • Implement proof of concept improvements.

Business Improvement Indicators

ID No.	Indicator Measure	Baseline	Target	Preferred Trend
IDBIO01	# Business improvement solutions identified and reviewed	18	12	▲
IDBIO02	# Proof of concepts implemented, and implementation feasibility reports undertaken	1	2	▲

Business Improvement Financials

ID No.	Service Outputs	Total ($) Income	Expenditure	Cost of Service	Staff (FTE)
SSBI01	Business Improvement	(780)	169,033	168,253	0.80
	Sub-Total	**(780)**	**169,033**	**168,253**	**0.80**
	Major Programs	-	14,000	**14,000**	-
	TOTAL	**(780)**	183,033	**182,253**	**0.80**

This service is 0.10% of the Operational Plan Budget

Customer Service Administration Centre

Customer Care Team Leader

What does this service do?

Delivers a centralised Customer Service Centre at the administration building, which provides information, transactions and advice to customers via the front counter, call centre and online services.

ID No.	Service Outputs	Service Activities
SSCSAC01	Call Centre and Counter Service	• Facilitate 24 hour customer access to the call centre. • Provide information and advice to customers across a diverse range of Council services and process and refer requests and applications. • Record customer requests and complaints and delegate to the appropriate internal business unit for resolution. • Process all customer payments. • Process all customer requests (i.e. kerb side collection bookings, development application fee quotations, etc.). • Manage casual hiring of Council's facilities and Community Halls/Meeting Rooms (47). • Manage casual hiring of Council's Sporting fields (96).

Customer Service Administration Centre Indicators

ID No.	Indicator Measure	Baseline	Target	Preferred Trend
IDCSO01	% Call abandonment rate	7% per annum	<10% per annum	▼
IDCSO02	% Customer Service Centre enquiries managed at the first point of contact	90% per annum	95% per annum	▲

Customer Service Administration Centre Financials

ID No.	Service Outputs	Total ($) Income	Expenditure	Cost of Service	Staff (FTE)
SSCSAC01	Call Centre and Counter Service	-	1,063,711	1,063,711	12.00
	TOTAL	-	**1,063,711**	**1,063,711**	**12.00**

This service is 0.10% of the Operational Plan Budget

Theme 5 Good Governance and Leadership

Financial Sustainability

Manager Finance
Manager Financial Planning and Analysis

What does this service do?

Conduct the delivery of Council's financial services, rates collection, revenue collection, supplier payments, analysis, budgeting, advice, and statutory reporting to ensure appropriate cash flow and long term financial viability.

ID No.	Service Outputs	Service Activities
SSFS01	Strategic Financial Management	• Manage and review Council's Long Term Financial Plan. • Manage and review corporate financial Key Performance Indicators and financial performance. • Provide financial analysis and expert financial advice on both corporate and group levels for the Executive Leadership Team, Council and individual Divisions and Branches. • Provide expert financial advice to the Executive Management Team and Council. • Establish, manage, and review Council's investment and financial policies and procedures. • Develop strong financial integration across the organisation to support decision processes and the implementation of the Integrated Planning and Reporting Framework.
SSFS02	Annual Budget Management	• Facilitate the preparation, development, and execution of the annual budget for Council. • Provide staff training and assistance in budget preparation across all Council functions. • Facilitate the preparation of the Monthly financial update for the Execute Leadership Team to monitor financial performance against budget. • Facilitate the preparation and execution of the Quarterly budget reviews for Council.
SSFS03	Corporate Financial Accounting and Reporting	• Facilitate the Annual/Interim Audits processes. • Facilitate the preparation and submission of the Annual Financial Statements/Office of Local Government Returns • Manage Council's Investment Portfolio. • Manage Council's Finance Assets Register. • Compliance with taxation legislation requirements.
SSFS04	Financial Systems Maintenance	• Monitor financial systems operating at Fairfield City Council to ensure data integrity – ensuring correct and complete transactions. • Develop enhancements/update versions of the systems currently in use. • Provide expert opinion and advice on system capabilities and abilities to meet business requirements. • Develop efficient user friendly financial tools to increase financial management capabilities throughout Council.
SSFS05	Cashflow Management	• Capture, identify, transfer, and allocate electronically, all income received by Council through external third party data sources. • Maintain Council's cash flow. • Review cash investment opportunities.

ID No.	Service Outputs	Service Activities
SSFS06	Customer Service and Training	• Provide analysis and advice of financial performance to date and highlighting items requiring attention. • Understand the client business more intimately and be proactive in identifying trends /issues. • Implement training and education programs to increase financial management capability throughout Council.
SSFS07	Accounts Payable	• Process payments for Council suppliers, including refund of deposits lodged. • Govern and control accounts payable's processes and procedures to comply with Councils procedures.
SSFS08	Accounts Receivable	• Issue invoices for charges associated with services provided by Council. • Process and ensure all identified unclaimed monies held by Council for more than six years are sent to the Office of State Revenue. • Control, enforce and monitor outstanding debtors as per Debt Collection Policy. • Administer outstanding balances for collection and legal recoveries.
SSFS09	Rating Services	• Produce Rating Certificates (Section 603) for properties within Fairfield City. • Produce and issue Rate Notices. • Recover outstanding rates. • Maintain the accuracy of the rating database including property valuations, sales notices, and pensioner applications. • Prepare budget estimates for rates income, adjusting Domestic Waste Management and Stormwater charges as well as reporting requirements.

Financial Sustainability Indicators

ID No.	Indicator Measure	Baseline	Target	Preferred Trend
IDFSO01	# Average employee leave entitlement hours per capita	247 hours	300 hours	▼
IDFSO02	# Breaches on the overdraft limits	Nil	Nil	▼
IDFSO03	% Variance of investment return to bank bill index benchmark for past 12 months	0.67%	0.50%	▲
IDFSO04	Achieving unqualified external audit opinion (completed by OLG deadline)	Achieved	Achieved	▲
IDFSO05	% Rates not collected on time	5.01%	5%	▼

Financial Sustainability Major Program/s

Long Term Financial Plan
Identify deliverables from the Long Term Financial Plan that work towards ensuring Council remains financially sustainable into the future.

Suburb	ID No.	Description	Total Funding Type	Service Budget 2026-2027 $
City Wide	MPLTFP2701	**Continuous Improvement Program** Undertake a Continuous Improvement Program to identify savings, efficiencies and opportunities. Review service levels and core versus optional services as well as assessing cost effective information technology initiatives that will provide streamlined solutions and make Council more accessible (24x7) and easier for residents to deal with.	Service Budget	-
	MPLTFP2702	**Manage Leave Entitlements** Reduce overall leave entitlements by 1% using Staff leave management including Christmas shutdowns and productivity improvements from structure alignments and technology.	Service Budget	-
	MPLTFP2703	**Structure Savings** Rationalise organisational structure and positions.	Service Budget	-
	MPLTFP2704	**Investment Policy Review** Review of investment policy to achieve a return on investment of 0.5% p.a. above the bank bill benchmark.	Service Budget	-

Financial Sustainability Financials

ID No.	Service Outputs	Total ($) Income	Expenditure	Cost of Service	Staff (FTE)
SSFS01	Strategic Financial Management	-	182,687	182,687	1.00
SSFS02	Annual Budget Management	-	420,311	420,311	2.60
SSFS03	Corporate Financial Accounting and Reporting	(33)	386,003	385,970	3.35
SSFS04	Financial Systems Maintenance	(33)	387,135	387,102	3.35
SSFS05	Cashflow Management	(8)	132,675	132,667	0.95
SSFS06	Customer Service and Training	(8)	252,892	252,884	1.75
SSFS07	Accounts Payable	(55,162)	443,657	388,495	3.52
SSFS08	Accounts Receivable	(55,162)	441,906	386,744	3.52
SSFS09	Rating Services	(140,413)	1,130,149	989,736	8.96
	Sub-Total	**(250,821)**	**3,777,415**	**3,526,594**	**29.00**
	Statutory Expenditure	-	**664,824**	**664,824**	-
	TOTAL	**(250,821)**	**4,442,239**	**4,191,418**	**29.00**

This service is 2.38% of the Operational Plan Budget

Theme 5
Good Governance and Leadership

Fleet and Stores Management

Manager Infrastructure Services

What does this service do?

1. Coordinate and manage Fleet and Plant acquisition, disposal and rolling Plant Replacement Program and budget, provides expert advice and guidance to plant owners and managers in plant-related issues including management of accidents and repairs.

2. Manage Council central Stores function including procurement, receipt, inventory control, storage, and security, issue of materials and maintenance of stock and associated records

ID No.	Service Outputs	Service Activities
SSFM01	Fleet Management	• Analysis of various acquisition strategies. • Develop, implement, and manage Council's Light Fleet Motor Vehicle Policy. • Develop manage and report on Fleet Budget to provide efficient and cost effective services.
SSFM02	Stores Management	• Manage Stores inventory, delivery and services to all business units as required. • Ensure stock is received Just In Time to minimise holding time.

Fleet and Stores Management Indicators

ID No.	Indicator Measure	Baseline	Target	Preferred Trend
IDFMO01	% Purchasing cost increases staying within CPI as identified in the Long Term Financial Plan	3%	<CPI	▲
IDFMO02	# Cost saving initiatives implemented per year	To be established	5 initiatives	▲
IDFMO03	Average stock turnover rate per year	To be established	4 times per year	▲
IDFMO04	% Stock items older than two years	To be established	0%	▲

Fleet and Stores Management Major Program/s

Fleet Renewal Program
Renewal of Council operational light passenger fleet required to deliver services to the community.

Total	**$1,590,000**

Suburb	ID No.	Description	Funding Type	2026-2027 $
City Wide	MPFR2701	**Replace Council's Light Vehicles** Replacement of light vehicle ls which have reached the policy's requirement of 90,000 or 4 years of operation.	General	1,590,000

Plant and Equipment Replacement
Upgrade and replace plant and equipment used for the operation of services within the waste, infrastructure and maintenance, parks and open spaces, and Sustainable Resources Centre.

Total	**$10,207,560**
General	$1,753,960
Waste Reserve	$7,868,600
Sustainable Resource Centre Plant Reserve	$585,000

Suburb	ID No.	Description	Funding Type	2026-2027 $
City Wide	MPWPER2701	**Waste Plant and Equipment** Replacement of plant and equipment used by Waste and Cleansing for the residential waste management service.	Waste Reserve	7,868,600
	MPCPER2701	**Construction and Maintenance Plant and Equipment** Replacement of plant and equipment used for the construction of roads, and trade equipment to maintain buildings.	General	1,475,000
	MPPPER2701	**Parks and Gardens Plant and Equipment** Replacement of plant and equipment used for maintenance of parks and gardens.	General	216,960
	MPWSPR2701	**Workshop** Replacement of plant and equipment used in the workshop.	General	62,000
Wetherill Park	MPSPER2701	**Sustainable Resource Centre** Replacement of plant and equipment that is used in the recycling of concrete and road materials to sell and use construction activities.	Sustainable Resource Centre Plant Reserve	585,000

Fleet and Stores Management Financials

ID No.	Service Outputs	Total ($) Income	Expenditure	Cost of Service	Staff (FTE)
SSFM01	Fleet Management	(10,985)	267,804	256,819	3.00
SSFM02	Stores Management	(55)	449,270	449,215	3.16
	Sub-Total	**(11,040)**	**717,074**	**706,034**	**6.16**
	Major Programs	-	1,590,000	1,590,000	-
	TOTAL	**(11,040)**	**2,307,074**	**2,296,034**	**6.16**

This service is 1.34% of the Operational Plan Budget

Theme 5 Good Governance and Leadership

Governance

Manager Governance and Audit

What does this service do?

Ensure that Council has strong and effective governance and oversees the management of processes and protocols for Council's formal decision making that supports Council's capability to fulfil its legal, financial, and ethical obligations.

ID No.	Service Outputs	Service Activities
SSG01	Governance	• Develop and review governance related plans, policies and projects including delivery of training/information to Council Officials including elected representatives. • Building community confidence in complaints management and transparency of operations by enhancing accountability and independence of complaint assessment/investigations/review. • Provide advice on Council held information to the Mayor and Councillors in accordance with the provisions of the Government Information (Public Access) Act (GIPA). • Develop, monitor, and assess Probity Plans and/or assessments. • Make sure relevant fraud and awareness training are conducted for high risk areas. • Ensure alignment with Probity Policy in internal audits.
SSG02	Compliance	• Contribute to Council's obligation to manage Copyright and privacy provisions when producing business papers, Public Registers, and legislative compliance. • Maintain Legal Opinion Register and Panel of Legal Providers. • Deputise as Public Officer providing service and support, when required. • Manage and implement legislative requirements. • Maintain Public Registers in accordance with legislative requirements and Council policies.
SSG03	Council and Committee Meetings	• Manage the administrative processes and protocols relating to Committee and Council meetings: - Ordinary Council Meetings - Extraordinary Council Meetings - Services Committee - Outcomes Committee - Traffic Committee - Sister City Committee - Councillor Workshop • Coordinate Sister City functions and activities. • Coordinate Donation Funds.
SSG04	Elections	• Manage and administer local government elections every 4 years.

ID No.	Service Outputs	Service Activities
SSG05	Administrative and Logistical Support for Elected Representatives	• Manage the Mayor and Councillors' remuneration. • Coordinate Councillor conferences, expenses, training, and expenses. • Coordinate the induction and professional development program for the Mayor and Councillors. • Provide high quality administrative services and outcomes to the Councillors. • Provide Councillors with relevant and appropriate support in their role. • Manage and implement legislative and policy requirements set by the Office of Local Government. • Provide internal courier service. • Provide room resources, prepare set-ups, and undertake photograph and video activities. • Manage Council Subscriptions.
SSG06	Civic Events	• Provide civic events events (Australia Day Community Awards ceremony and community event, citizenship ceremonies, visiting delegations, Capture Fairfield exhibitions and launches of Council facilities, assets and major projects) in partnership with business units across Council. • Deliver awards programs including Australia Day Community Awards, Fairfield City Women's Day Award and Capture Fairfield Arts and Photography competition. • Deliver Local Government Week events. • Manage the Civic Education Program for local schools.
SSG07	Executive Support	• Provide administrative and executive support for Mayor and General Manager.

Governance Indicators

ID No.	Indicator Measure	Baseline	Target	Preferred Trend
IDGO01	% Governance projects completed within time	100%	100%	▲
IDGO02	# Governance policies reviewed annually	8 per annum	1 per annum	▲
IDGO03	# Statutory reports developed and submitted	2 per annum	6 per annum	▲
IDGO04	# Training sessions on Code of Conduct delivered to Council Officials	5 per anum	3 per quarter	▲
IDGO05	# New citizenship receipients	4,739 per anum	N/A	▲

Governance Major Program/s

Governance Identify deliverables from the Governance service statement that work towards ensuring Council fulfils its legal, financial, and ethical obligations into the future.			Total Funding Type	Service Budget 2026-2027 $
Suburb	ID No.	Description		
City Wide	MPGOV2601	**Legislative Compliance Program** To develop and implement electronic processes and structure to ensure that legislative requirements are complied with and integrated into the daily operations of Council. The current system is not fully integrated with Council IT systems. *Year 2 of a 4 year program*	Service Budget	Year 2
	MPGOV2602	**Good Governance Guide** Complete Good Governance Guide to provide additional assistance to Council officials when carrying out their roles including identifying and addressing the administrative obligations of Council. *Year 2 of a 4 year program*	Service Budget	Year 2

Governance Financials

ID No.	Service Outputs	Total ($) Income	Expenditure	Cost of Service	Staff (FTE)
SSG01	Governance	-	34,228	34,228	0.17
SSG02	Compliance	(3,678)	64,245	60,567	0.32
SSG03	Council and Committee Meetings	(20,565)	646,929	626,364	2.87
SSG04	Elections	(4,570)	170,224	165,655	0.77
SSG05	Administrative and Logistical Support for Elected Representatives	(20,565)	649,939	629,374	2.87
SSG06	Civic Events	-	122,442	122,442	-
SSG07	Executive Support	-	122,249	122,249	-
	Sub-Total	**(49,377)**	**1,810,257**	**1,760,880**	**7.00**
	Statutory Expenditure	-	129,236	129,236	-
	TOTAL	**(49,377)**	**1,939,493**	**1,890,116**	**7.00**

This service is 1.07% of the Operational Plan Budget



Information and Communication Technology

Chief Information Officer

What does this service do?

Provide the implementation, maintenance and support of Council's information and communications technology systems and infrastructure. Design, install and maintain the Closed Circuit Television (CCTV) program in public places and Council facilities across Fairfield City. Maintain Council's records, support EDRMS and provide information according to GIPA Act.

ID No.	Service Outputs	Service Activities
SSICT01	IT Service Desk and Systems Monitoring Services	• Provide a standardised desktop environment and support for all staff and facilities. • Ensure appropriate systems are in place to monitor and respond to critical core systems failures.
SSICT02	Maintain Infrastructure	• Maintain core systems, infrastructure and user connectivity including internet access, phone systems and remote site access. • Install and provide technical support for telecommunications and network infrastructure. • Maintain a highly available and redundant infrastructure for system availability.
SSICT03	Core Application Support	• Ensure core applications and systems are updated, tested and maintained to support the service delivery of Council.
SSICT04	CCTV Camera Renewal Program	• Renewal of Council's CCTV network and systems throughout the City to ensure that it is maintained at the current service level.
SSICT05	CCTV Maintenance and Repair	• Ensure the day to day maintenance and repair is undertaken of council's CCTV network and systems throughout the City.
SSICT06	CCTV Management and Advice	• Provide CCTV design and specification information for Council infrastructure buildings. • Provide internal and external advice on CCTV practice, codes, standard operating procedures and development applications. • Removal and installation of Council's CCTV cameras as required. • Provision of CCTV footage requests to NSW Police. • Participate in CCTV internal audit to form part of Council's Audit and Risk Committee charter.

Information and Communication Technology Indicators

ID No.	Indicator Measure	Baseline	Target	Preferred Trend
IDICTO01	# Requests for CCTV advice for internal and external stakeholders	86 per quarter	105 per quarter	▲
IDICTO02	# CCTV inspections carried out	26 per annum	8 per annum	▲
IDICTO03	# Hours the Infrastructure and core systems are not available during business hours	18 hours per quarter	2 hours per quarter	▼
IDICTO04	# Issues requested through service desk	171 per quarter	< 500 per quarter	▼
IDICTO05	# Technology solutions implemented	1 per annum	2 per annum	▲

Information and Communication Technology Major Program/s

CCTV Camera Renewal
Renew CCTV throughout Fairfield LGA, includes required recording server renewal.

Total **$70,000**

Suburb	ID No.	Description	Funding Type	2026-2027 $
City Wide	MPCCTV2701	**CCTV Camera Renewal** Renew CCTV throughout Fairfield LGA.	General	70,000

Information and Communication Technology Renewal
Upgrade of the information and communication technology network including assets, systems, and contracts to ensure that they are maintained at the required service levels as identified in the asset plan.

Total **$765,000**

Suburb	ID No.	Description	Funding Type	2026-2027 $
City Wide	MPICT2703	**Booking Application\Community Facilities** Development of automated keyless bookings of Community facilities and centres.	General	120,000
	MPICT2703-1	**Booking Application\Community Facilities - Capital** Development of automated keyless bookings of Community facilities and centres.	General	40,000
	MPICT2709	**Department of Planning Integrations** This project will deliver integrations from the Civica Authority System into the Department of Planning Portal to update and facilitate Development Applications workflow.	General	100,000
	MPICT2717	**Enhance Data Storage** Enhance data storage availability and security across non structured data, for example file and photo storage and CCTV footage.	General	125,000
	MPICT2719	**Network Access – Update** Implement network access control platform to unify network access and add security layer to network device access.	General	30,000
	MPICT2721	**24 hr Cyber Security Centre – Implementation** Implement 24-7 managed cyber security operations centre monitoring across whole Council network and systems.	General	100,000
	MPICT2722	**Unified Service Infrastructure** Implement unified LDAP and single sign on across council core server infrastructure.	General	50,000
	MPICT2724	**Cyber Security Scanning** Implement cyber security scanning on websites and web browsing from all devices.	General	40,000
	MPICT2726	**Critical Database Maintenance** Implement support and maintenance for critical databases currently unsupported.	General	15,000
	MPICT2729	**Mayor's Crime Prevention Committee – Mobile CCTV Cameras** Relocate mobile CCTV cameras to identified hot spots as approved by the Mayor's Crime Prevention Committee.	General	15,000
	MPICT2734	**Purchase of New Devices** Purchase of new IT devices for new starters and as required.	General	130,000

Information and Communication Technology Financials

ID No.	Service Outputs	Total ($) Income	Expenditure	Cost of Service	Staff (FTE)
SSICT01	IT Service Desk and Systems Monitoring Services	(307)	1,769,868	1,769,561	8.46
SSICT02	Maintain Infrastructure	(2,455)	3,847,937	3,845,482	9.26
SSICT03	Core Application Support	(307)	2,231,735	2,231,428	5.28
SSICT04	CCTV Camera Renewal Program	(2,144)	463,042	460,898	0.55
SSICT05	CCTV Maintenance and Repair	(780)	168,238	167,459	0.20
SSICT06	CCTV Management and Advice	(195)	42,875	42,680	0.05
	Sub-Total	**(6,187)**	**8,523,696**	**8,517,508**	**23.80**
	Major Programs	-	821,000	821,000	-
	TOTAL	**(6,187)**	**9,344,696**	**9,338,508**	**23.80**

This service is 5.23% of the Operational Plan Budget

Theme 5 Good Governance and Leadership

Integrated Planning and Performance

Manager Integrated Planning and Performance

What does this service do?

Implement the compliance, coordination and development of the Integrated Planning and Reporting Framework (strategies, plans and reports) as well as service area improvements.

ID No.	Service Outputs	Service Activities
SSIPP01	Corporate Planning	• Develop and review the Fairfield City Plan – 10 year Community Strategic Plan. • Develop and review the 4 year Delivery Program. • Develop and review the annual Operational Plan. • Develop and implement the Community Engagement Strategy for the Fairfield City Plan. • Inform and educate a range of stakeholders on Integrated Planning and Reporting. • Engagement and advocacy with internal and external stakeholders to communicate the community's needs and priorities identified in the Fairfield City Plan. • Develop internal requirements for Council's plans including service statements, scope of works (stage 1), big picture sheets. • Assist in the coordination of the Resourcing Strategy. • Internal and external marketing of corporate plans including exhibition of plans, articles in newspapers and summary flyers. • Monitor internal and external changes and legislation requirements. • Provide support and advice on strategic and corporate planning activities to internal and external stakeholders. • Coordinate and convene internal committees including the Community Strategic Plan Review Committee, IPR Steering Committee, Delivery Program Review Committee and Quarterly Reporting Steering Committee. • Coordinate and identify indicators for all plans. • Development and coordination of Simultaneous Multi-Attribute Trade-Off grid for external and internal services.
SSIPP02	Corporate Reporting	• Develop and produce the State of Our City Report including gathering and collating information from key external stakeholders contributing to the Fairfield City Plan. • Develop and produce Quarterly Reports on the Delivery Program and Operational Plan. • Develop and produce the Annual Report. • Develop and produce the Community Engagement Report for the Fairfield City Plan. • Develop and produce the Service Levels and Indicators Survey to measure community satisfaction with Council's service delivery. • Coordinate the development of the City Plan Top Eleven Priorities Issues Papers. • Coordinate the collection of indicator results and analyse data trends for inclusion in reports. • Review of all Council reports to identify impacts on Operational Plans. • Represent Council at stakeholder / networking forums or conferences. • Manage and maintain Council reporting system (iCORP). • Develop and present internal data analysis on Council's corporate performance. • Develop and identify continuous improvement to reporting system (iCORP).

ID No.	Service Outputs	Service Activities
SSIPP03	Corporate Improvements	• Develop and produce an approved Service Review Plan for each scheduled review, outlining scope, methodology, timelines, and resources. • Conduct stakeholder engagement, including surveys, interviews, and workshops with internal and external stakeholders. • Undertake evidence-based analysis of service performance, costs, and benchmarking data. • Prepare Draft Service Review Report including findings, options, and recommendations for improvement. • Produce Final Service Review Report with prioritised, costed implementation plan. • Provide post-implementation monitoring and benefit realisation reports. • Maintain service review methodology and tools, including framework, guidelines, templates, data collection processes, and reporting formats. • Develop and regularly update service planning templates and guidelines to support consistent and high-quality planning. • Assist business units to align service plans with Delivery Program, Operational Plan and broader strategic priorities.

Integrated Planning and Performance Indicators

ID No.	Indicator Measure	Baseline	Target	Preferred Trend
IDCPIO02	# Internal stakeholders engaged about corporate planning/ community priorities	200 per annum	160 per annum	▲
IDCPIO03	# Public submissions received during public exhibition for Council's corporate plans	74 per annum	70 per annum	▲
IDCPIO04	# Training sessions provided to staff on IPR Framework	To be established	N/A	▲
IDCPIO05	% Service review recommendations implemented within the planned timeframe	To be established	90% per annum	▲

Integrated Planning and Performance Financials

ID No.	Service Outputs	Total ($) Income	Expenditure	Cost of Service	Staff (FTE)
SSIPP01	Corporate Planning	-	207,606	207,606	1.50
SSIPP02	Corporate Reporting	-	208,849	208,849	1.50
SSIPP03	Corporate Improvements	-	137,897	137,897	1.00
	TOTAL	-	**554,352**	**554,352**	**4.00**

This service is 0.24% of the Operational Plan Budget

Theme 5 Good Governance and Leadership



Internal Audit

Manager Governance and Audit

What does this service do?

Ensure that Council maintains a sound system of internal control, business improvement and compliance that supports Council's capability to fulfil its legal, financial, and ethical obligations.

ID No.	Service Outputs	Service Activities
SSIA01	Internal Audit	• Manage operational and governance activities of the Audit Risk & Improvement Committee (ARIC). • Conduct comprehensive audit and review programs on organisational risk management control, service delivery and governance processes. • Business advisory services in relation to process design, risk and control. • Ensure integration of Computer Assisted Audit Techniques (CAAT). • Prepare and adopt the new Audit and Risk Committee (ARIC) Terms of Reference and Strategic Work Plans. • Manage completion of annual Internal Audit and Risk Management Attestation Statement.

Internal Audit Indicators

ID No.	Indicator Measure	Baseline	Target	Preferred Trend
IDIAO01	% of internal audit actions completed	100% per annum	90% per annum	▲
IDIAO02	% of survey responses rated good or better (averaged) in relation to value-add, usefulness of recommendations and overall performance	85%	90% per annum	▲
IDIAO03	Positive independent report issued detailing result of the assessment	To be established	Consistent with leading practice	▲

Internal Audit Financials

ID No.	Service Outputs	Total ($) Income	Expenditure	Cost of Service	Staff (FTE)
SSIA01	Internal Audit	-	156,257	156,257	1.00
	TOTAL	-	**156,257**	**156,257**	**1.00**

This service is 0.09% of the Operational Plan Budget

Theme 5 Good Governance and Leadership

People and Culture

Manager People and Culture

What does this service do?

Provide strategic and operational human resources service including industrial and employee relations, work health and safety, workers compensation, payroll and organisational learning and development.

ID No.	Service Outputs	Service Activities
SSPC01	Workforce Management and Operations	• Develop and implement Council's Workforce Management Strategy and People and Culture Projects. • Manage Council's legislative obligations in relation to industrial and employee relations matters. • Manage Council's policies and procedures to meet legislative obligations via online systems. • Provide high quality people and culture service, including strategic advice, industrial and employee relations, recruitment, performance management, training, and resource management. • Manage grievances, complaints, and investigations. • Custodian of position descriptions, job evaluation system and salary system. • Work experience placements, including DIAP and refugees. • Report to the General Manager on investigations. • Management of outbreaks/pandemic human resources and Work, Health, and Safety obligations.
SSPC02	Work Health and Safety	• Develop and implement a systematic approach to Work Health and Safety (WHS). • Manage Council's WHS Management System through ongoing review and continuous improvement initiatives/projects. • Implement Council's Chain Of Responsibility Management System. • Conduct Internal and External Compliance Audits. • Management of Occupational Dictionary. • Implementation of Participative Ergonomics for Manual Tasks (PErforM) Program. • Incident investigations. • Design, coordinate, and deliver corporate WHS training. • Report notifiable incidents to SafeWork. • Coordinate Health and Wellbeing Program and Councils Annual Health Expo. • Manage Employee Assistance Program. • Management of Councils Health Surveillance Register and immunisation programs. • Emergency Preparedness and Response.
SSPC03	Organisational Development and Learning	• Implement Workforce Management Strategy Projects. • Enhance staff performance and engagement across Council. • Custodian of Indoor and Outdoor Skills and Competency System. • Develop tailored individual coaching/mentoring sessions. • Improve culture, leadership, and staff capability. • Manage the Learning Management System. • Maintain the training programs available to all staff. • Tailor training according to skills gap and/or staff needs. • Conduct staff engagement/climate survey.

ID No.	Service Outputs	Service Activities
SSPC04	Payroll	• Custodian of Electronic Payroll System. • Manage Council's Payroll. • Manage and report employee operational records, data, systems, and processes. • Manage employee online payroll portal. • Respond to payroll enquiries. • Executive Reporting. • Manage PAYG and single touch payroll. • Management and Reporting of Employee Superannuation.
SSPC05	Workers Compensation Insurance	• Annual Claims Management Audit - Maintain Workers Compensation Self-Insurers Licence. • Provide accurate and timely advice for workers compensation matters. • Effective management of workers compensation claims. • Coordinate Injury Management and Return to Work. • Authorise payment of compensation and associated costs/fees. • Identify opportunities for recovery of workers compensation claims' costs and initiate recovery action. • State Insurance Regulatory Authority monthly reporting. • Monthly reporting to Safety Leadership Team.

People and Culture Indicators

ID No.	Indicator Measure	Baseline	Target	Preferred Trend
IDPCO03	% Lost Time Injury Frequency rate	9.76% per annum	10% per annum	▼

People and Culture Major Program/s

Workforce Management Strategy
Identify deliverables from the Workforce Management Strategy working towards ensuring Council's workforce continues to meet service needs into the future.

Total Service Budget

Suburb	ID No.	Description	Funding Type	2026-2027 $
City Wide	MPWMS2701	**Digital Transformation and Capability** Identify and implement opportunities for digital transformation to enhance and improve workforce capability.	Service Budget	-

Theme 5
Good Governance and Leadership



People and Culture Financials

ID No.	Service Outputs	Total ($) Income	Expenditure	Cost of Service	Staff (FTE)
SSPC01	Workforce Management and Operations	(267,183)	825,706	558,523	2.04
SSPC02	Work Health and Safety	(259,325)	658,788	399,463	1.98
SSPC03	Organisational Development and Learning	(259,325)	1,081,781	822,456	2.98
SSPC04	Payroll	-	498,116.00	498,116	2.00
SSPC05	Workers Compensation Insurance	-	1,325,157	1,325,157	2.00
	TOTAL	**(785,833)**	**4,389,548**	**3,603,715**	**11.00**

This service is 2.05% of the Operational Plan Budget

Theme 5
Good Governance and Leadership

Procurement

Manager Procurement

What does this service do?

Develop, implement, and ensure a competitive, transparent, accountable, and ethical procurement processes in the acquisition of goods and services to deliver Council services.

ID No.	Service Outputs	Service Activities
SSP01	Corporate Procurement Planning and Strategy Development	• Develop and implement procurement planning practice. • Modify staff buying behaviours through research, development, and the implementation of a simplified procurement process. This will enable Council to deliver a strategic and best value for money outcome. • Provide an opportunity to local suppliers by educating and informing how to become successful in gaining Council business.
SSP02	Corporate Tendering System Management	• Manage and facilitate tendering process including probity. • Provide strategic procurement advice on individual projects. • Develop and implement new improvement process for procurement.
SSP03	Corporate Contract Management and Preferred Supplier Program	• Develop and implement contract management framework and policies across the organisation. • Maintain a contract register. • Establish preferred supplier panels for various categories of goods and services.
SSP04	Procurement System Management and Development	• Develop and maintain policies, operating standards, and guidelines for a decentralised procurement model. • Provide advice and support to clients about any procurement requirements. • Monitor purchasing activities and compliance with related legislations and policies.

Procurement Indicators

ID No.	Indicator Measure	Baseline	Target	Preferred Trend
IDPO01	% Tender process completed and entered to contract within 2 months of award date	100% per annum	75% per annum	▲

Procurement Financials

ID No.	Service Outputs	Total ($) Income	Expenditure	Cost of Service	Staff (FTE)
SSP01	Corporate Procurement Planning and Strategy Development	(2,181)	22,523	20,342	-
SSP02	Corporate Tendering System Management	(3,370)	560,375	557,005	3.84
SSP03	Corporate Contract Management and Preferred Supplier Program	(3,272)	360,265	356,993	3.00
SSP04	Procurement System Management and Development	(2,181)	22,523	20,342	-
	TOTAL	**(11,004)**	**965,686**	**954,682**	**6.84**

This service is 0.54% of the Operational Plan Budget

Theme 5
Good Governance and Leadership

Quality Management and Assurance

Deputy General Manager and Chief Financial Officer

What does this service do?

Maintains Council's information portal (Quality Management System), aligns all services to IPR and legislative requirements, integrates various processes, and identifies measures, controls, and improves its operations, leading to efficient and effective service performance.

Implement and monitor Council's quality management to ensure AS/NZS ISO 9001:2015 Quality Management requirements and certification is maintained.

ID No.	Service Outputs	Service Activities
SSQMA01	Quality Management	• Manage, co-ordinate and maintain Council's Quality Management System to ensure information is accurate, up to date and meets the requirements of the ISO 9001 QMS Standard. • Facilitate all service managers to review and/or develop service area processes, procedures and/or work instructions in accordance with the Quality Management Policy and Framework. • Provide consultation and advice on the Quality Management System to all service areas throughout Council.
SSQMA02	Quality Assurance	• Coordinate the ISO 9001 Re-certification and Surveillance audits for the Quality Management System for Council and the Sustainable Resource Centre. • Develop and maintain a 4 year rolling Internal Review program for all services utilising the quality management system. • Coordinate, undertake and develop reports for all internal reviews. • Provide training for, and oversee the implementation of findings, for all internal reviews. • Monitor non-conformance register to ensure that all products and services conform to the requirements of the council.
SSQMA03	Change Management	• Engage, train and advocate with internal stakeholders to communicate the Quality Management System requirements. • Prepare, implement and embed Quality Management culture within Council.
SSQMA04	Continuous Improvement	• Develop, review and implement the Quality Management Continuous Improvement Plan.

Quality Management and Assurance Indicators

ID No.	Indicator Measure	Baseline	Target	Preferred Trend
IDQMAO01	# Internal reviews of quality management system undertaken	3 per quarter	3 per quarter	▲
IDQMAO02	# Internal Review findings identified	27 per annum	25 per annum	▲
IDQMAO03	% Overdue documents in the quality management system	6% per quarter	10% per quarter	▼

Quality Management and Assurance Financials

ID No.	Service Outputs	Total ($) Income	Expenditure	Cost of Service	Staff (FTE)
SSQMA01	Quality Management	-	83,299	83,299	0.60
SSQMA02	Quality Assurance	-	30,553	30,553	0.20
SSQMA03	Change Management	-	62,329	62,329	0.45
SSQMA04	Continuous Improvement	-	103,882	103,882	0.75
	TOTAL	**-**	**280,063**	**280,063**	**2.00**

This service is 0.24% of the Operational Plan Budget

Theme 5
Good Governance and Leadership

Records and Information Management

Chief Information Officer

What does this service do?

Manage Council's records and information including access, retrieval, use, dissemination, storage and disposal.

ID No.	Service Outputs	Service Activities
SSRIM01	Information and Correspondence Management	• Manage all correspondence received by Information and Records in physical and electronic format for both incoming and outgoing. • Manage the custody, retrieval and disposal of Council's corporate records. • Provide access to Council held information to the public in accordance with the Government Information (Public Access) Act (GIPA).
SSRIM02	Records System Management and Compliance (User and General Policy)	• Maintain Council's Electronic Document and Records Management System by ensuring it is accessible, available and it is used in accordance with the Information Management Policies and procedures, as well as providing system support and training. • Keep digital records in an official record keeping system in accordance with set standards and State Records Act.
SSRIM03	Education and Training	• Provide training and educational workshops for Council staff about the Electronic Document and Records Management System, Government Information Public Access (GIPA), Privacy obligations and Information Management (IM) Policy.

Records and Information Management Indicators

ID No.	Indicator Measure	Baseline	Target	Preferred Trend
IDRIMO01	# Informal information (GIPA) requests received	1,193 per annum	N/A	▲
IDRIMO02	% Documents registered within 3 days of receipt	98%	95%	▲
IDRIMO03	# Electronic Document and Records Management System training sessions	61 per annum	10 per annum	▲
IDRIMO04	# Electronic Document and Records Management System requests for support	5,239 per annum	N/A	▲
IDRIMO05	# Formal information (GIPA) requests	96 per annum	N/A	▲

Records and Information Management Financials

ID No.	Service Outputs	Total ($) Income	Expenditure	Cost of Service	Staff (FTE)
SSRIM01	Information and Correspondence Management	-	678,769	678,769	4.50
SSRIM02	Records System Management and Compliance (User and General Policy)	-	404,693	404,693	2.70
SSRIM03	Education and Training	-	270,169	270,169	1.80
	Sub-Total	**-**	**1,353,631**	**1,353,631**	**9.00**
	New Projects	-	90,000	90,000	-
	TOTAL	**-**	**1,443,631**	**1,443,631**	**9.00**

This service is 0.82% of the Operational Plan Budget

Disability Inclusion Action Plan

The NSW Government adopted the Disability Inclusion Act in 2014, which acknowledges people with disability have the same human rights as other members in the community. Under this Act, all local councils are required to develop a Disability Inclusion Action Plan (DIAP), which aims to remove barriers to information, employment, facilities and programs, improve liveability and to promote inclusiveness.

The DIAP is prepared in consultation with the community and details how Council will improve accessibility for everyone through enhancements to the physical environment and programs. Council adopted the current DIAP in June 2024 with the next plan scheduled to be developed in 2028.

Council updates the community about its progress of all its DIAP projects, major programs, and service indicators through Council's Annual Report. Our progress is reported to the NSW Minister for Disability Inclusion annually.

Service Statement	Delivery Program ID	Operational Plan ID	Indicator Measure	Responsible Officer
Children and Family Services	IDDIAPCFS01	IDDIAPCFS2701	# Children with disability engaging in Council services.	Manager Children and Family Services
	IDDIAPCFS02	IDDIAPCFS2702	# Sessions children with disability supported by Fairstart.	
	IDDIAPCFS03	IDDIAPCFS2703	# Sessions held in support programs, services or playgroups for people with disability and carers.	
Communication and Marketing	IDDIAPCM01	IDDIAPCM2701	% Promotions for events/activities that feature accessibility information.	Manager Communication and Marketing
Community Regulatory Services	IDDIAPCRS01	IDDIAPCRS2701	# Infringements issued for inappropriate use of accessible parking spaces, footpaths and driveways.	Manager Community Regulatory Services
Information and Communication Technology	IDDIAPICT01	IDDIAPICT2701	# Accessibility training sessions held for staff responsible for Council's digital platforms.	Chief Information Officer
Leisure Centres	IDDIAPLC01	IDDIAPLC2701	# Free pool entries provided for people with disability.	Manager Showground, Leisure Centres and Golf Course
Library Services	IDDIAPLS01	IDDIAPLS2701	# Sessions held in support programs, services or playgroups for people with disability and carers.	Manager Libraries and Museum
People and Culture	IDDIAPPC01	IDDIAPPC2701	# Training sessions provided to customer-facing staff on access needs of people with disability.	Director People, Culture and Operations
	IDDIAPPC02	IDDIAPPC2702	# Staff trained on access needs of people with disability.	
	IDDIAPPC03	IDDIAPPC2703	# QM forms and templates updated to increase accessibility in recruitment and employment.	

Service Statement	Delivery Program ID	Operational Plan ID	Indicator Measure	Responsible Officer
Place Management	IDDIAPPM01-1	IDDIAPPM2701-1	# Representations made to business, community, and sporting organisations to improve access and encourage positive attitudes and behaviours (Cabramatta Place).	Manager Cabramatta Place
	IDDIAPPM01-2	IDDIAPPM2701-2	# Representations made to business, community, and sporting organisations to improve access and encourage positive attitudes and behaviours (Fairfield Place).	Manager Fairfield and Parks Place
	IDDIAPPM01-3	IDDIAPPM2701-3	# Representations made to business, community, and sporting organisations to improve access and encourage positive attitudes and behaviours (Parks Place).	Manager Fairfield and Parks Place
Social Planning and Community Development	IDDIAPSPCD01	IDDIAPSPCD2701	% Survey participants with increased understanding of disability.	Manager Social Planning and Community Development
	IDDIAPSPCD02	IDDIAPSPCD2702	# Positive stories published about local people with living with disability.	
	IDDIAPSPCD03	IDDIAPSPCD2703	# Representations made to business, community, and sporting organisations to improve access and encourage positive attitudes and behaviours.	
	IDDIAPSPCD04	IDDIAPSPCD2704	# Town centre mobility maps distributed.	
	IDDIAPSPCD05	IDDIAPSPCD2705	# Partnerships with services established to support people with disability.	
	IDDIAPSPCD06	IDDIAPSPCD2706	# Training, information sessions, or talks provided to staff and volunteers on access needs of people with disability.	
	IDDIAPSPCD07	IDDIAPSPCD2707	# Staff trained or provided with information on access needs of people with disability.	
	IDDIAPSPCD08	IDDIAPSPCD2708	% Survey participants feel Council facilities and/or open spaces are more accessible.	
	IDDIAPSPCD09	IDDIAPSPCD2709	% Survey respondents who feel events are accessible.	
	IDDIAPSPCD10	IDDIAPSPCD2710	# People who identify as a person with disability participating in capacity building activities.	
	IDDIAPSPCD11	IDDIAPSPCD2711	# Updates made to 'People with Disability' webpage on Council website.	
	IDDIAPSPCD12	IDDIAPSPCD2712	# New adjustments made to workplace, equipment or role to support employees with disability.	
	IDDIAPSPCD13	IDDIAPSPCD2713	# People who identify as a person with disability participating in events.	
	IDDIAPSPCD14	IDDIAPSPCD2714	# Opportunities promoted for people to volunteer in the disability services sector.	
Strategic Asset Management - Civil and Built	IDDIAPAMCB01	IDDIAPAMCB2701	% Playgrounds upgraded which have improved access and inclusion.	Manager City Assets
	IDDIAPAMCB02	IDDIAPAMCB2702	% Survey participants feel Council facilities and/or open spaces are more accessible.	
Strategic Asset Management - Open Space	IDDIAPAMOS01	IDDIAPAMOS2701	# New inclusive recreation and sporting activities provided by local sporting and recreation partners.	
Traffic and Transport	IDDIAPTT01	IDDIAPTT2601	# Works undertaken to improve pedestrian access and mobility.	Manager Design Services

2026-2027

Capital Works Projects and Programs

Capital projects vary in scale, with large cost projects a long-term investment which build on, add to, or improve Council's assets. Consultation is undertaken in line with Council's 2024 Community Engagement Strategy, with all outcomes presented to Council for consideration.

Capital projects include asset replacement, upgrade or new construction. These projects can be for buildings, roads, bridges, structures or mechanical installations (such as heating, ventilation and cooling systems).

For the 2026/27 financial year, council identified a total of $69.24 million worth of expenditure on capital projects to be delivered across Fairfield City during the period.

The following is a detailed list of capital works projects with an expected project expenditure exceeding $5 million that Council expects to commit funding to and work on during the 2026/27 financial year. These projects are a significant commitment and are managed accordingly. The Office of Local Government's Capital Expenditure Guidelines provide the minimum standards expected to be met in the delivery of major capital projects and identifies additional standards for those exceeding $10 million in cost.

These projects are included in the Long Term Financial Plan, forecasting their expected capital costs and operating arrangements for the projects (revenue and expenditure).



Major Capital Projects Over $5 Million

ID No.	Link to City Plan Theme, Goal and Strategy	Project Name and Description	Funding Type	Total Project Budget	Expected Completion	Responisble Officer	Consultation Period and Method	Considered in the LTFP and AMS*
Theme Two - Places and Infrastructure								
SP913	2.3.2	**Community and Event Centre** Design and construction of the new community, sports and event facility at Fairfield Showground.	WSI Grant, Local Infrastructure Contribution Plan Reserve, General Funds, and Infrastructure Reserve	$60,000,000	Mar 2028	Manager Major Projects and Planning	2021-2022 Financial Year	Yes
SP758	2.4.1	**Brenan Park Playground** - Construction of new playground at Brenan Park	Grant, Local Infrastructure Contribution Plan Reserve	$7,125,268	Dec 2026	Manager Major Projects and Planning	2023-2024 Financial Year	Yes

**Note: LTFP (Long Term Financial Plan) and AMS (Asset Management Strategy)*

***Note: The total project budget represents the latest available information on the total expected expenditure for the life of the project, not the amounts included in the 2026-2027 Operational Plan. The 2026/27 component of the project budget is included within the relevant theme under the ID No.)*

Other Major Capital Proposals over $5 Million

The following projects are being developed for future implementation. There is no commitment to fund construction.

ID No.	Link to City Plan Theme, Goal and Strategy	Project Name and Description	Funding Type	Total Project Budget	Expected Completion	Responisble Officer	Consultation Period and Method	Considered in the LTFP and AMS*
Theme Two - Places and Infrastructure								
SP914	2.3.2	**Cabravale Leisure Centre Health and Wellbeing - Seek Grant Funding** Feasibility study of the Cabravale Leisure Centre Health and Wellbeing Centre to provide accessible high-quality services and facilities for the community. *Note: Council will seek grant funding.*	Grant	$30,000,000	June 2032	Manager Major Projects and Planning	2021-2022 Financial Year	Yes

**Note: LTFP (Long Term Financial Plan) and AMS (Asset Management Strategy)*

Planning approval for the expansion of Cabravale Leisure Centre for the proposed Health and Wellbeing Centre was completed in the 2021-2022 Financial Year. Current capital works planning does not include the expansion to be implemented in the 2026-2027 Operational Plan. Where grant funding becomes available allowing the first stage of the expansion to proceed, then the expansion timing will be reviewed as part of the grant application.

Council undertakes the initial planning (to concept/detailed design/development approval stage) for these significant projects and relies on grant funding for the full construction phase. Therefore, the timing of these projects is reliant on availability of State and Federal grant programs.

*Note: LTFP (Long Term Financial Plan) and AMS (Asset Management Strategy)

Siginifcant Renewal Projects

ID No.	Link to City Plan Theme, Goal and Strategy	Project Name and Description	Funding Type	Total Project Budget	Expected Completion	Responisble Officer	Consultation Period and Method	Considered in the LTFP and AMS*
Theme Two - Places and Infrastructure								
MPFMP11	3.1.2	**King Park Detention Basin Upgrade** Construction	Grant and General	$1,500,000	2027	Manager City Assets	2024-2025 Financial Year	Yes
IN1046	2.3.1	**Fairfield City Centre Upgrades - Barbara Street and Nelson St, Fairfield - Construction** Public Domain Upgrade - Barbara Street (Nelson Street to Hamilton Road) and Nelson St (between 22 Nelson and Smart Street).	Section 7.11 and Town Centre Reserve	$1,770,000	2029	Manager Major Projects and Planning	2025-2026 Financial Year	Yes
MPESP26	3.1.2	**Wilson Creek Rehabilitation Works - Construction** Upgrade works along Wilson Creek	General, Grant and Stormwater Levy Reserve	$2,000,000	2028	Manager City Assets	2025-2026 Financial Year	Yes

Office of Local Government's Capital Expenditure Guidelines

The Office of Local Government's Capital Expenditure Guidelines outline the criteria for when project expenditure is required to be notified to the Office of Local Government. The following projects meet the criteria for notification:

SP913 Community and Event Centre: The 2026-2027 Operational Plan period will see the design and planning approval completed with a procurement process finalised to appoint a head contractor to build the new facility. Initial notification was provided as part of the Western Sydney Infrastructure Grant application process and an update is required in parallel with the adoption of the 2025/26-2028/29 Delivery Program.

SP914 Cabravale Leisure Centre Health and Wellbeing: does not require notification as the funding to commence construction of this project is not resolved i.e. a significant grant will need to be acquired to complete the project.

Pricing and Revenue Policy

Fairfield City Council provides a wide range of services to meet the needs and priorities of its community. Council operates within a complex and legislative framework, as well as balancing economic and social considerations to provide services in the most efficient and effective manner.

There are a number of considerations in providing these services and in setting the Pricing Policy and Fees and Charges, including:

- Cost of providing the service
- Whether the goods or service are supplied on a commercial basis
- Importance of the service to the community
- Capacity of the user to pay
- Impact of the activity on public amenity
- Competitive market prices
- Prices dictated by legislation

Based on these considerations and constraints the Pricing Policy, Fees and Charges are formulated, as part of the Operational Plan for the 2026/27 financial year.

Types of Council Revenue

Council receives revenue from a number of sources such as fees and charges, grants, etc., however over 47% of its revenue comes from rates.

In order to provide Council's services to the community the following revenue streams are utilised:

- Rates
- Annual charges for waste and stormwater
- User charges and fees
- Grants and contributions
- Interest from investments
- Other income including profits from sale of assets
- Reserves accumulated over prior years
- Income generating developments

Over the past few years operational grants have reduced and rate pegging has not kept in line with inflation. Council has been required to look at other sources of revenue and has invested money into income generating developments. This income generated will be reinvested to continue to provide the services required as identified by the community whilst ensuring Council remains financially sustainable into the future.

Fees and Charges

Fairfield City Council is required under the Local Government Act 1993, to adopt a pricing policy that contains all fees it charges as part of its Operational Plan. Details of the fees are contained in the 2026-2027 Pricing Policy, Fees and Charges. Some fees are set by State Government legislation and cannot be altered by Council. However, Council does charge fees for a variety of local services and for the use of various facilities throughout the City.

When deciding to apply and set the level of the fees, Council considers a number of principles. These principles range from total recognition of the public good of a particular service, i.e. Council may decide not to charge a fee because the service provides significant and broad public benefit, to a fee that fully recovers Council's costs in providing the particular service.

Where fees are set by legislation, Council is obliged to adopt the fee. A wide range of fees and charges have been set and reflect Council's consideration of the principles ranging from full user pay through to partial user pay or full cost obligation.

Please refer to the '2026-2027 Pricing, Policy, Fees and Charges' document on Councils website for detailed information or via the following link:
www.fairfieldcity.nsw.gov.au/operationalplan

Business and Commercial Activities

There is a requirement for all Councils to adopt the principle of competitive neutrality for all their business activities. This means Council should not operate with competitive advantage due to its public ownership, with other businesses in Fairfield City.

Council is therefore required to determine which business activities are to be classified as either Category One or Category Two business units, in accordance with the requirements of National Competition Policy Guidelines. Council has no Category One or Two Businesses.

The Office of Local Government's July 1997 guidelines "Pricing and Costing for Council Businesses: A Guide to Competitive Neutrality" outline the process for identifying and allocating costs to activities and provide a standard of disclosure requirement. These disclosures are reflected in Council's pricing and/or financial reporting systems and include taxation equivalents, Council subsidies, rate of return on investments in business units and dividends paid.

IPART is currently reviewing NSW's competitive neutrality policies and processes. Council will implement any changes to policies and disclosures within legislative timeframes, should there be amendments.

What are Reserves?

Reserves are portions of income set aside for a specific purpose i.e. to purchase assets, fund expansion of projects, fund community priorities, etc. Setting reserves assists Council in its financial planning as well as strengthening its financial position.

Council has two categories of reserves:

1. **Externally Restricted Reserves** – these are reserves that are subject to external restrictions in their use and are governed by strict legal requirements on what they can be utilised for.
2. **Internally Restricted Reserves** – these are reserves that have been established for a specific internal purpose as adopted by Council. These do not have any legal requirement restrictions however are subject to Council resolution for expenditure to be utilised and/or for the purpose of the reserve to be changed.

An explanation for each of the reserves within these two categories are provided below:

Externally Restricted Reserves

Local Infrastructure Contribution Plan 2023 (Section 7.11 and Section 7.12)

Section 7.11 Contributions
The Section 7.11 Contribution Reserve income is derived from contributions collected on new residential development that generates demand for local infrastructure. These funds are restricted and can only be used to fund local infrastructure identified in the Local Infrastructure Contribution Plan 2023, including community and recreation facilities, open space (parks and sportsgrounds), public domain improvements, stormwater detention and plan administration.

Section 7.12 Levy
The Section 7.12 Levy Reserve income is derived from a % levy on the total cost of development (where the cost is above $100,000) on non-residential development and all development in the western area of Fairfield City. Section 7.12 is levied at a set rate of 0.5% of the total cost of development (where the value is between $100,001 and $200,000) and 1% of the total cost of development (where the value is greater than $200,000). These funds are restricted and can only be used to fund local infrastructure identified in the Local Infrastructure Contribution Plan 2023.

Domestic Waste Management

The Domestic Waste Management Reserve is funded from waste charges levied on rateable properties each year for the delivery of waste services throughout the City. The individual reserves within this are set aside for the following reasons.

Garbage Services Residential Flats and Buildings Container Reserve
This Reserve relates to residential flats and buildings or home unit blocks. Some require skips and some have individual bins in a dedicated area. These funds are set aside as there may be a need to provide specialised equipment to remove skips and to replace the skips and bins themselves.

Garbage Services Future Options Reserve
This is a general Reserve to account for the dynamic environment of waste services with a general trend to investigate opportunities to divert waste away from landfill to newer technologies and sustainable practices. Council currently has built a reserve based on a favourable waste contract compared to the current market. The Reserve will allow Council to protect the community from substantial future increases at the end of this contract or to investigate other technologies to mitigate this risk.

Garbage Services Landfill Rehabilitation Reserve
This Reserve was established for localised failings in landfill sites and associated capping. Some remediation works were required and provides a means to remediate and complete works as they became necessary or if there were substantial reworks required to meet any legislative changes.

Garbage Services Plant Reserve
This Reserve receives approximately the same value set aside as the depreciation charges on the waste equipment to recognise and provide a fund to replace equipment as they reach the end of their useful life.

Stormwater Levy Reserve

The Stormwater Levy Reserve is funded from the stormwater charges levied on rateable properties each year to address stormwater drainage and stormwater quality issues and waterway stability in urban areas of the City. It is also used on non-capital projects such as stormwater education and water quality monitoring.

Voluntary House Raising Reserve

The Voluntary House Raising Reserve is funded through the sale of Council owned properties that were originally purchased under the Voluntary House Raising scheme. These funds are utilised for Voluntary House Raising and Voluntary Purchases that reduce the risk to life and property from flooding.

Road Reserve

In accordance with the Act, the proceeds of sale of specified land is to be used by Council for acquiring land for public road or carrying out works on public roads.

Internally Restricted Reserves

Councillors Donations Fund

The Councillors Donations Fund has been developed by some of Fairfield City Council's councillors who donate a percentage of their annual councillor fee each year. This fund provides financial support for community groups or not-for-profit organisations who intend to build community cohesion, wellbeing and spirit and foster respect and enjoyment of our diversity, culture and heritage.

Future Capital Works Reserve

This Reserve is for the provision of capital funding for infrastructure projects.

Infrastructure Reserve

The Infrastructure Reserve is funded from income from council car parks and Aquatopia surpluses, with these funds utilised to address many of the community's priorities for new and the renewal of infrastructure with a focus on community need.

Insurance Reserve

The Insurance Reserve was established to fund claims beyond the scope of insurance policies and for any unforeseen coverage gaps. The reserve will be available to fund large unexpected claims in excess of policy limits for all insurance classes.

IT Core Systems Reserve

With the increasing costs and reliance on information technology systems and their functions into the future, this reserve was established to ensure that Council is proactive in its planning for and ability to fund any major core system replacements into the future whilst remaining financially sustainable.

Museum Reserve
The Museum Reserve is funded from community donations for the restoration and upkeep of the Fairfield City Museum collections.

Property Development Fund
This fund generates its revenue through investment in property development and commercial activities. This enables Council to generate an additional revenue source to re-invest in the community and other commercial opportunities. Examples include the Diamond Crescent 41 lot subdivision and the construction of the Dutton Plaza retail development including two levels of additional parking.

Surplus Land Sale Proceeds Reserve
This reserve is funded from the sale of small parcels of non-commercial surplus land that Council has resolved to sell. The reserve to be used to fund future acquisitions of land that will provide a wider benefit to Council and the community.

Sustainable Resource Centre
This reserve is funded from revenue generated from our commercial operations from recycling concrete and road materials that help to reduce landfill costs for Council and the individual reserves within this are set aside for the following reasons:

Site Development Reserve
These funds are set aside for the continued development of this site and to meet any environmental requirements.

Plant Reserve
This Reserve is used to replace and upgrade the existing plant at this commercial operation.

Town Centre Reserve
The Town Centre Reserve income is generated from a percentage allocation of rates each year. This Reserve utilises part of its funding for Place Management operations each year with the remaining funding utilised for various works to be undertaken in town centres. This Reserve allows for a broad consideration of all town centres throughout the City and uses a prioritisation approach that is set by Council each year in the development of the Operational Plan.

Current

Reserve Balances

Estimation of Restricted Reserves				
Category	Estimated Closing Balance as at 30 June 2026	Inflow	Outflow	Estimated Closing Balance as at 30 June 2027
				All Amounts Shown in $000's
Externally Restricted Reserves				
Local Infrastructure Contribution Plan Reserves				
Direct - Section 7.11 Reserve	9,532	2,700	2,933	9,299
Indirect - Section 7.12 Reserve	31,080	5,800	6,135	30,745
Local Infrastructure Contribution Plan Reserve Total	40,612	8,500	9,068	40,044
Domestic Waste Management Reserves				
Garbage Services Residential Flats and Buildings Containers	4,301	0	0	4,301
Garbage Services Future Options	50,213	13,139	17,597	45,755
Garbage Services Landfill Rehabilitation	108	0	0	108
Garbage Services Plant	8,422	1,819	7,868	2,373
Domestic Waste Management Reserves Total	63,044	14,958	25,465	52,537
Special Rate Variation (SRV) Reserve	3,922	0	0	3,922
Stormwater Levy *	(92)	1,600	1,238	270
Road Reserve	56	0	0	56
Voluntary House Raising Reserve	1,346	0	0	1,346
Interest - to be allocated to External Reserves	0	500	500	0
Externally Restricted Reserves Total	108,888	25,558	36,271	98,175
Internally Restricted Reserves				
Infrastructure Reserve	19,639	4,415	2,745	21,309
Future Capital Works Reserve	1,120	0	0	1,120
Town Centre Reserve	3,389	2,600	1,524	4,465
Museum Reserve	19	0	0	19
Property Development Fund	17,120	1,248	0	18,368
Surplus Land Sale Proceeds Reserve	853	0	0	853
IT Core Systems Reserve	948	250	0	1,198
Insurance Reserve	2,069	0	0	2,069
Sustainable Resource Centre Reserves				
Site Development Reserve	0	0	0	0
Plant Reserve	1,670	450	585	1,535
Sustainable Resource Centre Reserves Total	1,670	450	585	1,535
Councillors Donation Fund	36	0	0	36
Internally Restricted Reserves Total	46,863	8,963	4,854	50,972
Total Estimated Restricted Reserves	155,751	34,521	41,125	149,147

** Note - The progress of projects and funding for works is regularly monitored to ensure that reserve balances are not overdrawn. Alternative funding sources are identified when reserve balances are low, and reflected in quarterly adjustments.*

Section 356

Grants

In accordance with the Local Government Act (S356) Fairfield City Council offers funds to individuals, community groups and not-for-profit organisations to support community achievement and projects in a number of social, cultural, sporting, educational, and environmental initiatives.

Donation Funds include:

- Councillors Donations Fund
- Mayoral Scholarship Fund
- Mayoral Community Benefit Fund
- Mayoral Donations Fund
- Community Volunteer Fund
- Language and Cultural Awareness Fund
- Cultural Event Sponsorship Fund
- Heritage Grants Program
- Fairfield City Trial Assistance to First Home Buyers Scheme
- Bonnyrigg Town Centre Activation Program
- Creative Communities Grant
- Community Development Grants Program

Donations are made at the discretion of Council and are subject to available funding. Eligibility does not guarantee receiving a donation. Details on how to apply can be found in the Fund Applications and Grants section of this document.



Councillors Donations Fund

The Councillors Donations Fund has been developed whereby Fairfield City Councillors may choose to donate a percentage of their annual councillor allowance each year.

This fund provides financial support for community groups or not-for-profit organisations who intend to build community cohesion, wellbeing and spirit and foster respect and enjoyment of our diversity, culture and heritage.

The community group or not-for-profit organisation must be based in the Fairfield Local Government Area and support public purpose activities.

Any donations made by Council under this fund are at the discretion of the Council subject to meeting the eligibility criteria. Donations range from $200 up to $2,000 per application.

How to apply

Applicants must address the Councillors Donations Fund criteria. This information can be obtained by contacting Council on 9725 0226 or be found on Council's website:
https://www.fairfieldcity.nsw.gov.au/donationsandfunds

Applications must be addressed to:

Manager Governance and Audit
Fairfield City Council
PO Box 21 Fairfield NSW 1860

Applications should include the following details:

- Description of the proposed activity
- Expected participants and community benefit
- Overall budget for the activity and how it is to be funded
- Amount of funding sought from Council
- Two references
- Date/time of the activity and when a decision by Council for funding is required
- Details of whom the cheque is to be made out to
- Name of person or organisation seeking the donation including contact details

Successful applicants must provide proof of use of Council funds for the purpose approved. Any advertising or promotion of the activity must acknowledge Council as a financial supporter of the activity.

Approval process

Upon receipt of applications, Council will:

- Review eligibility against the Councillors Donations Fund criteria
- Advise the applicant if the application is unsuccessful and give reasons for this determination

As Committee meetings are held monthly, applicants are advised to allow up to a month for their application to be determined.

Mayoral Scholarship Fund*

The Mayoral Scholarship Fund provides financial support to enable disadvantaged people to pursue their academic, artistic and sporting endeavors or to support those with special needs. Council's contribution is designed to assist them to achieve their ambitions to realise a demonstrable commitment to the local community.

The eligible person/s must reside in the Fairfield Local Government Area and must be able to demonstrate financial disadvantage. Donations will only be made for the purpose of supporting individuals to reach their potential and not for commercial gain.

Any donations made by Council under this fund are at the discretion of the Council subject to meeting the eligibility criteria. Donations can be up to $2,000 per application.

How to apply

Applicants must address the Mayoral Scholarship Fund criteria. This information can be obtained by contacting Council on 9725 0226 or be found on Council's website:
https://www.fairfieldcity.nsw.gov.au/donationsandfunds

Applications must be addressed to:

Manager Governance and Audit
Fairfield City Council
PO Box 21 Fairfield NSW 1860

Applications should include the following details:

- Complete the Mayoral Scholarship Fund Application Form
- Demonstrated exceptional ability/potential/skill
- Two references
- Amount of funding sought from Council
- Date/time of the event/activity and when a decision by Council for funding is required
- Details of whom the cheque is to be made out to
- Name of person seeking the donation including contact details

Successful applicants must provide proof of use of Council funds for the purpose approved and any advertising or promotion of the activity must acknowledge Council as a financial supporter of the activity.

Approval process

Upon receipt of applications, Council will:

- Review eligibility against the Mayoral Scholarship Fund criteria
- Advise the applicant if the application is unsuccessful and give reasons for this determination

As Committee meetings are held monthly, applicants are advised to allow up to a month for their application to be determined.

**Note: Funds are identified within the Governance Service Budget.*

Mayoral Community Benefit Fund*

The Mayoral Community Benefit Fund enables Council to provide funding to individuals or groups within Fairfield City that undertake deserving or worthy activities which assist and support the community.

To be considered, applications must come from organisations based in, or individuals who live in, the Fairfield Local Government Area.

Any donations made by Council under this fund are at the discretion of the Council and subject to meeting the eligibility criteria. Donations range from $500 up to $2,000 per application.

How to apply

Applicants must address the Mayoral Community Benefit Fund criteria. This information can be obtained by contacting Council on 9725 0226 or be found on Council's website:
https://www.fairfieldcity.nsw.gov.au/donationsandfunds

Applications must be addressed to:

Manager Governance and Audit
Fairfield City Council
PO Box 21 Fairfield NSW 1860

Applications should include the following details:

- Purpose/description of the activity/event
- Overall budget for the activity and how it is to be funded
- Amount of funding sought from Council
- Two references
- Date/time of the activity and when a decision by Council for funding is required
- Details of whom the cheque is to be made out to
- Name of person or organisation seeking the donation including contact details

Successful applicants must attend the Council Meeting to receive the donation in person and provide proof of use of Council funds for the purpose approved including a receipt or photograph if available. Any advertising or promotion of the activity must acknowledge Council as a financial supporter of the activity.

Approval process

Upon receipt of applications, Council will:

- Review eligibility against the Mayoral Community Benefit Fund criteria
- Advise the applicant if the application is unsuccessful and give reasons for this determination

As Committee meetings are held monthly, applicants are advised to allow up to a month for their application to be determined.

**Note: Funds are identified within the Governance Service Budget.*

Mayoral Donations Fund*

The Mayoral Donations Fund enables Council to provide funding to individuals or groups within Fairfield City who build communities and help individuals achieve their full potential.

To be considered, applications must come from organisations based in, or individuals who live in, the Fairfield Local Government Area.

Any donations made by Council under this fund are at the discretion of the Council and subject to meeting the eligibility criteria. Donations can be small one-off amounts of up to $600 per application.

How to apply

Applicants must address the Mayoral Donations Fund criteria. This information can be obtained by contacting Council on 9725 0226 or be found on Council's website:
https://www.fairfieldcity.nsw.gov.au/donationsandfunds

Applications must be addressed to:

Manager Governance and Audit
Fairfield City Council
PO Box 21 Fairfield NSW 1860

Applications should include the following details:
- Purpose/description of the activity/event
- Overall budget for the activity and how it is to be funded
- Amount of funding sought from Council
- Two references
- Date/time of the activity and when a decision by Council for funding is required
- Details of whom the cheque is to be made out to
- Name of person or organisation seeking the donation including contact details

Successful applicants must provide proof of use of Council funds for the purpose approved including a receipt or photograph if available. Any advertising or promotion of the activity must acknowledge Council as a financial supporter of the activity.

Approval process

Upon receipt of applications, Council will:
- Review eligibility against the Mayoral Donations Fund criteria
- Advise all applicants if the application is unsuccessful with reasons for this determination

As Committee meetings are held monthly, applicants are advised to allow up to a month for their application to be determined.

**Note: Funds are identified within the Governance Service Budget.*

Community Volunteer Fund*

The Community Volunteer Fund provides funding to volunteers or community groups who support existing or new community programs intended to stimulate projects, activities, equipment, or operational function with a whole of City focus.

Any donations made by Council under this fund are at the discretion of the Council subject to meeting the eligibility criteria. Donations are up to $1,000 per application.

How to apply

Applicants must address the Community Volunteer Fund criteria. This information can be obtained by contacting Council on 9725 0226 or be found on Council's website:
https://www.fairfieldcity.nsw.gov.au/donationsandfunds

Applications must be addressed to:

Manager Governance and Audit
Fairfield City Council
PO Box 21 Fairfield NSW 1860

Applications should include the following details:
- Description of the project budget
- Two quotations if for the purchase of equipment
- Overall budget for the activity and how it is to be funded
- Amount of funding sought from Council
- Two references
- Date/time of the activity and when a decision by Council for funding is required
- Details of whom the cheque is to be made out to
- Name of person or organisation seeking the donation including contact details

Successful applicants must provide proof of use of Council funds for the purpose approved and any advertising or promotion of the activity must acknowledge Council as a financial supporter of the activity.

Approval process

Upon receipt of applications, Council will:
- Review eligibility against the Community Volunteer Fund criteria
- Advise the applicant if the application is unsuccessful and give reasons for this determination

As Committee meetings are held monthly, applicants are advised to allow up to a month for their application to be determined.

**Note: Funds are identified within the Governance Service Budget.*

Language and Cultural Awareness Fund*

The Language and Cultural Awareness Fund provides financial support to residents towards achieving English language proficiency and the development of cultural awareness programs that assist service providers in better understanding the needs of residents across the local community.

To be eligible the program, activity or event must be delivered within the Fairfield Local Government Area and educate in or provide the opportunity to practice and/or improve English language skills or cultural awareness.

Any donations made by Council under this fund are at the discretion of the Council subject to meeting the eligibility criteria. Donations can be up to $1,000 per application.

How to apply

Applicants must address the Language and Cultural Awareness Fund criteria. This information can be obtained by contacting Council on 9725 0226 or be found on Council's website:
https://www.fairfieldcity.nsw.gov.au/donationsandfunds

Applications must be addressed to:

Manager Governance and Audit
Fairfield City Council
PO Box 21 Fairfield NSW 1860

Applications should include the following details:
- Description of the program, activity or event
- Total budget for the program, activity or event
- Two quotations for the purchase of equipment or resources
- Two references
- Amount of funding sought from Council
- Date/time of the event/activity and when a decision by Council for funding is required
- Details of whom the cheque is to be made out to
- Name of person or organisation seeking the donation including contact details

Successful applicants must provide proof of use of Council funds for the purpose approved and any advertising or promotion of the activity must acknowledge Council as a financial supporter of the activity.

Approval process

Upon receipt of applications, Council will:
- Review eligibility against the Language and Cultural Awareness Fund criteria
- Council will advise the applicant if the application is unsuccessful and give reasons for this determination

As Committee meetings are held monthly, applicants are advised to allow up to a month for their application to be determined.

**Note: Funds are identified within the Governance Service Budget.*

Cultural Event Sponsorship Fund*

The Cultural Event Sponsorship Fund aims to support and attract culturally based events which demonstrate social and economic benefit to Fairfield City.

Council has introduced this new sponsorship program which provides a grant of up to $2,500. These are available to community groups every second year for cultural events that celebrate inclusion and diversity.

How to apply

Applicants must address the Cultural Event Sponsorship Fund criteria. This information can be obtained by contacting Council on 9725 0226 or be found on Council's website:
https://www.fairfieldcity.nsw.gov.au/donationsandfunds

Applications must be addressed to:

Manager Governance and Audit
Fairfield City Council
PO Box 21 Fairfield NSW 1860

Applications should include the following details:
- The cultural event that will be sponsored
- The need/justification for the donation
- Its benefit to the Fairfield Local Government Area
- Where funds will be expended
- Two references
- Details of whom the cheque is to be made out to
- Name of person or organisation seeking the donation including contact details
- Relevant insurance documents for the event

Successful applicants must provide proof of use of Council funds for the purpose approved and any advertising or promotion of the activity must acknowledge Council as a financial supporter of the activity.

Approval process

Upon receipt of applications, Council will:
- Review eligibility against the Cultural Event Sponsorship Fund criteria
- Council will advise the applicant if the application is unsuccessful and give reasons for this determination

As Committee meetings are held monthly, applicants are advised to allow up to a month for their application to be determined.

**Note: Funds are identified within the Governance Service Budget.*



Heritage Grants Program^

The Heritage Grants Program provides financial assistance of up to $5,000 on a dollar for dollar basis to help with the preservation of heritage items.

Who can apply

Private owners of Heritage Items listed in Council's Local Environmental Plan.

How to apply

An application form is required with the provision of a quote and any other requested documentation to support the application, which must be lodged with Council within the specified time period.

Type of work that grants will be approved to undertake

Grants will be approved based on essential maintenance and repair work to the heritage item.

Approval process

Council's Heritage Advisor will assess applications subject to meeting the eligibility criteria within the Heritage Grant Program Policy and provide recommendations to Council for successful applications each year.

Payment of grant

Council pays the grant upon completion of the work, submission of an invoice and inspection by Council's Heritage Advisor to confirm completion.

Further details

Refer to Council's website for a copy of the Heritage Grant Program Policy:
https://www.fairfieldcity.nsw.gov.au/heritagegrants

^Note: Funds are identified within the Strategic Land Use Planning Service Budget.

Fairfield City Trial Assistance to First Home Buyers Scheme

Council adopted its Fairfield City Trial Assistance to First Home Buyers Scheme Policy (Policy) in July 2024. The Policy aims to provide relief for first home buyers of new dwellings in Fairfield City who have received the NSW State Government's First Home Buyers (FHB) Grant.

The trial Policy provides for the payment of an amount of to be determined by reference to the local infrastructure contribution collected by Council for the applicable dwelling.

The trial Policy applies to persons who receive the FHB Grant from 1 July 2024 and is subject to annual review by Council.

Who the Policy refers to?

Purchasers of new dwellings in Fairfield City between 1 July 2024 and 30 June 2027 who have received the NSW State Government's FHB grant and meet the eligibility criteria of the Policy.

How to Obtain funding under the Scheme?

Eligible persons who qualify for the scheme as FHB Grant recipients must successfully complete the application and be approved as meeting the requirements of the Scheme by Council.

Maximum Amount Allowable?

The maximum amount of funding available under the Scheme is determined by reference to the amount of local infrastructure contributions that were paid for the applicable dwelling.

Payment Process

The trial Policy provides for a payment to purchasers of new dwellings in Fairfield City between 1 July 2024 and 30 June 2027 that have received the NSW State Government's FHB grant.

Who can apply

Purchasers of new dwellings between 1 July 2024 and 30 June 2027 that have received the NSW State Government's FHB grant and meet the eligibility criteria of the Policy.

How to apply

Applicants need to complete the First Home Buyers Assistance Scheme Application form and lodge it with Council. This is to include documents necessary to support the application.

Approval process

The application will be reviewed by Council, including verification of the grant documentation (with the consent of the applicant). The amount of the local infrastructure contribution paid for the subject dwelling will be confirmed, and the payment to the applicant determined.

Payment of rebate

Council will make the payment upon approval of the application.

Further details

Applicants must address the Fairfield City Trial Assistance to First Home Buyers Scheme eligibility requirements. This information can be obtained by contacting Council on 9725 0222 or be found on Council's website:
https://www.fairfieldcity.nsw.gov.au/Community/Grants-and-Funding/Assistance-to-First-Home-Buyers-Scheme

Bonnyrigg Town Centre Activation Program

The Bonnyrigg Town Centre Activation Program provides financial assistance to not-for-profit organisations that support the unique diversity of Bonnyrigg. The grant program provides opportunities for activities and events to be held, that are open to all to attend and that support the vision of Bonnyrigg with its rich culture and community spirit.

To be eligible, the event/activity must meet the following criteria:

- Must be held between 1 July 2026 and 30 June 2027
- Must be held in a public place in the Bonnyrigg Town Centre Area (map available on request)
- Be open to the general public (not restricted to a specific section of the public)
- Be actively advertised to the general public
- Funds are to be used as a contribution to event costs and are not to be used for consultancy fees or administrative charges
- Run by a not-for-profit organisation

One-off grants of up to $3,500 (excluding GST) are available to assist in delivering activities and events within the Bonnyrigg Town Centre. Each year, Council receives more applications than it can fund, therefore this is a competitive grants program.

How to apply

Calls for expressions of interest open in April for a four-week period every year. Applicants must meet the Bonnyrigg Town Centre Activation Program eligibility criteria and complete the application form via SmartyGrants. Information about the grant can be obtained by contacting Council on 9725 0701.

Successful applicants must provide proof of use of Council funds for the purpose approved and any advertising or promotion of the activity must acknowledge Council as a financial supporter of the activity.

Approval Process

Upon receipt of applications:

- An Assessment Panel reviews eligibility against the criteria and according to the merits of the application
- Council will advise any applicant if the application is unsuccessful and give reasons for this determination

As Committee and Council meetings are held monthly, applicants are advised to allow up to two months for their applications to be determined.

Creative Communities Grant^

The Creative Communities Grant program provides financial assistance to not-for-profit organisations or community groups* to support creative projects that empower communities to voice important issues, while further developing cultural knowledge and artistic skills.

One-off grants of up to $6,000 (excluding GST) are available for local communities involved in creative based projects that contribute to the quality of life in Fairfield City. These projects include and address high priority issues of importance within the community as identified in the Fairfield City Plan.

Priority will be given to organisations who are based and service the Fairfield LGA and to small organisations with an annual revenue of $250,000 and below. However, medium, and large organisations are eligible to apply.

The Creative Communities Grant program offers free grant writing workshops as well as one-on-one project development advice, specifically targeting first-time applicants, to assist with building skills to prepare successful grant applications.

How to apply

Applicants must address the Creative Communities Grant criteria. Information about the eligibility, assessment criteria and the grant writing workshops can be obtained by contacting Council on 9725 0222 or scd@fairfieldcity.nsw.gov.au, or can be found on Council's website: https://www.fairfieldcity.nsw.gov.au/localareagrants

- Applications to the The Creative Communities Grant Program are made by completing the Creative Communities Grant Application Form on the Smarty Grants platform. Smarty Grants is an onling grants management system: https://fairfieldcity.smartygrants.com.au

Eligibility for funding under this program include:

- The applicant must be located in the Fairfield Local Government Area (LGA) or provide services to residents within Fairfield LGA
- The project or activity that is proposed for this grant funding must be held in the Fairfield LGA and participants are to be residents of Fairfield LGA
- Applicants must be an incorporated non-profit organisation or group* serving residents and workers based in Fairfield City (non-incorporated groups will require an incorporated not-for-profit organisation to auspice the project)

Applications must demonstrate:

- that the proposed project is achievable within a one-year period of receiving funding
- how the project is of direct benefit to people and communities in Fairfield City
- strategies that promote free community participation in the creative process
- That the project applies Community Arts and Cultural Development principles
- A sound budget and implementation plan

Successful applicants must provide proof of use of Council funds for the purpose approved and any advertising or promotion of the activity must acknowledge Council as a financial supporter of the activity.

Approval process

Upon receipt of applications,

- An Assessment Panel reviews eligibility against the Creative Communities Grant program selection criteria and according to the merits of the application
- Council will advise both successful and unsuccessful applicants and provide assessment panel feedback on the decision

As Committee and Council meetings are held monthly, applicants are advised to allow up to two months for their applications to be determined.

^Note: Funds are identified within the Social Planning and Community Development Service Budget.

**Definition of community group for the purpose of grant: two or more persons bound by a common purpose for the benefit of the community. The applicant group may be required to demonstrate previous group activities. Evidence may include but not restricted to previous event promotion, meeting minutes or relevant material.*

Community Development Grant Program^

The Community Development Grants program provides financial support to community based, not for profit organisations to provide community programs or to participate in community celebrations of special weeks or days. Categories include:

- Aged and Disability
- Arts and Culture
- Community Capacity Building
- Domestic and Family Violence Prevention
- Harmony Day
- Refugee Week
- Youth Week
- Rapid Response

Each year, Council receives more applications than it can fund, therefore this is a competitive grants program.

Unincorporated groups must have an auspice that is incorporated as a not-for-profit organisation. Funding of up to $4,000 (excluding GST) can be made by not-for-profit community-based organisations to deliver programs in the Fairfield LGA. While priority for this grant program is given to organisations with revenue under $250,000 and under $500,000, larger organisations are eligible to apply.

How to apply

All information on the Community Development Grant Program in the Guidelines and can also be found on the Fairfield City Council Website: https://www.fairfieldcity.nsw.gov.au/community/grants-and-funding#section-3

All applications are made through SmartyGrants, an online grants management system. This can be accessed at: https://fairfieldcity.smartygrants.com.au

"Thrive" Grants

Grass roots organisations that are primarily volunteer run can apply for funding under the "Thrive" category. These groups maybe incorporated or unincorporated but must be led by residents, focus on local community and unlikely to be competitive in other grant programs.

The "Thrive" category provides grants of up to $3,000 per year. In recognition of the nature of these organisations, there is a different application and acquittal process from other categories of the Community Development Grants program. Evidence of how the funds are used will be required.

Applications for "Thrive" grants can be made by letter or on an application form that can be filled in online or by hand. You can get an application form from:

- Fairfield City Council's website: https://www.fairfieldcity.nsw.gov.au/community/grants-and-funding#section-3
- Ring Council on 9725 0222 and ask for the Grants Officer in the Social Planning and Community Development Division

Applications can be made online, by letter or email and must include information about the group, including how many people are in the group, who leads the group, why the group exists, the amount of funding you would like, what you want to do with the money, and who will benefit. If you prefer to fill in an application form, find one on Council's website at Thrive Community Grants.

- You can mail your letter or application form to PO Box 21 Fairfield NSW 1860 or,
- Email it to grants@fairfieldcity.nsw.gov.au or,
- You can drop it off at The Administration Customer Service Centre at 86 Avoca Rd, Wakeley.

Applications can be made at any point during the year.

See following page for eligibility.

Eligibility for Community Development Grants

Who is Eligible

- Applicants must be an incorporated not-for-profit organisation based and operating within the Fairfield Local Government Area and/or principally service Fairfield residents. Non-incorporated groups may ask an incorporated organisation to auspice an application. That organisation will then be responsible for managing the funding.
- Applicants to the Thrive category do not need to be incorporated but they must demonstrate that they are a small volunteer group based in the Fairfield LGA and all activities are held in the Fairfield LGA and actively promoted to the community.
- While priority is given to organisations with revenue under $250,000 and under $500,000, larger organisations are eligible to apply.
- Proposed projects for funding must apply community development principles.

Who is not Eligible

- Religious activities or entities in which the promotion of a single faith is the main purpose.
- Political events and programs.
- Government organisations or agencies.
- Educational institutions wanting to supplement their activities.
- Private organisations or those seeking commercial gain; either directly or through an auspice or contracting arrangement.
- Organisations wanting to top up shortfalls in budget.
- Activities and programs that duplicate existing services or repeat previously funded projects.
- Projects that seek funding for the sole purpose of purchasing equipment. Council's donations and funds program may be suitable for this purpose.
- Applicants for competitions, prize money, and/or trophies or for the promotion or celebration of national or independence days.
- Organisations who have not acquitted previous funding from Council.

The Fine Print

- The funding sought cannot be used to pay salary staff. Funding can be used to pay facilitators and consultants for the purpose of the project.
- Projects must be open to all members of the community, especially people with disability.
- Only one application per activity/program can be submitted in each funding category.
- New projects are encouraged.
- Fairfield City Council encourages funded programs to be free of charge or low cost to participants. Any proposed charge to participants, must be reflected in the project budget as income. Applicants must disclose whether the activity is subsidised or freely provided. If subsidised, the cost to participants must be provided.

Approval Process

Upon receipt of applications

- An assessment panel reviews eligibility against the Community Development Grant Program criteria, according to the merits of the application.
- Recommendations of the assessment panel will be made to Council for determination.

Council will advise any applicant if the application is unsuccessful and give reasons for this determination.

As Committee and Council meetings are held monthly, applicants are advised to allow up to three months for their applications to be determined.

An important tip

When applying we need you to provide an email address that can be accessed by a number of people in case the person making the application leaves your organisation. An example of a useful email would be info@gmail.com. This email is generic and can be accessed by a number of people.

[6]Note: Funds are identified within the Social Planning and Community Development Service Budget.



Rating Categories and Structure

The Local Government Act 1993 defines how properties are to be categorised. The three categories that apply to Fairfield City are:

- Residential
- Farmland
- Business

Note: A fourth category, 'Mining' does not apply to Fairfield City.

The criteria in determining the categorisation of land is as follows:

Residential - includes any rateable parcel of land valued where:

- The dominant use is for residential accommodation, or
- The land is vacant land zoned or otherwise designated for use for residential purposes under an environmental planning instrument, or
- The land is rural residential land

Farmland - includes any parcel of rateable land valued as one assessment and the dominant use of the land is for farming. The farming activity must have a significant and substantial commercial purpose or character and must be engaged in for the purpose of profit on a continuous or repetitive basis (whether or not a profit is actually made). Properties which meet these criteria are categorised as Farmland and are levied a lower rate in the dollar.

Business - is rateable land that cannot be classified as farmland, residential or mining. Council has 12 subcategories of the business rates.

Residential and Farmland

Council uses a combination of a Base Amount and a Land Value multiplied by an Ad Valorem, cents in the dollar rate for Residential and Farmland properties. The use of the Base Amount brings the higher and lower values closer together and in effect spreads the rate burden 'across the board' to all rate payers. It therefore allows a fairer distribution of the costs of services across the City as each household contributes the same Base Amount.

The legislative limit is that up to 50% of the rates raised for each category can be raised by a Base Amount. At Fairfield this is 45% with 59,085 residential properties each paying a Base Amount of $487.59 for a total of $28.810m. The remaining $35.212m is raised by the Ad Valorem or Land Value multiplied by a rate in the dollar.

Business

Business rates will continue to be calculated using only the Land Value multiplied by an Ad Valorem, cents in the dollar rate.

On an annual basis, the Independent Pricing and Regulatory Tribunal (IPART) set a permissible percentage by which NSW Councils may increase the rates over the previous year.

Rate Pegging

Rate pegging does not apply to the Domestic Waste Management charges to residents. Domestic Waste Management charges are levied on the basis of full cost recovery to Council for that service.

Land Valuations

Land valuations are completed each three years by the Valuer General. In compliance with the Valuation of Land Act, Council must assess its rates on the most recent value of the land. The most recent valuations were completed as at 1 July 2024.

The revaluations do not impact on the total value of rates levied by Council, although they can impact on rates levied on individual properties within Fairfield City.

Domestic Waste Management Charge

A rates notice includes an annual Domestic Waste Management Charge for Council to manage and collect residential waste. This is authorised under Section 496 of the Local Government Act 1993.

This charge funds Council's household recycling service, green and food waste collection, garbage collection and disposal, and clean up service. It includes landfill tipping fees, as well as the NSW Government Section 88 landfill levy which increases each year as part of the NSW Government's strategy to reduce landfill. Increases each year in these charges reflect the increase in the cost of providing these services to the community.

Stormwater Levy

When it rains, some stormwater is collected from a properties roof, driveway or paved and landscaped area. It flows over land, or through the pipes and drains, to the existing public stormwater system and into our creeks.

A rates notice includes an annual Stormwater Levy (Section 496A of the Local Government Act 1993 clauses 125A, 125AA, 200A and 217 of the Local Government (General) Regulation) to provide additional funding for stormwater related projects. The funding from this levy is dedicated to significant stormwater related environmental projects and spending of this funding is reported each year in Council's annual report.

Funds are allocated to urgent work to improve the quality and/or quantity of water in our local creeks and help stop buildings being flooded. All projects are designed using best practice, incorporating designs that save, re-use and improve water management. This is called water sensitive urban design.

How are Rates Calculated?

Rate setting must comply with State Government legislation and must, as far as possible, be determined in a fair and equitable way by Council. In addition to ordinary and special rates, Councils may levy an annual charge for any of the following services:

- Water supply services
- Sewerage services
- Drainage services
- Waste management services (commercial)
- Any other services prescribed by the regulations

In addition to ordinary rate levies, Fairfield City Council also charges an annual Domestic Waste Management charge and a Stormwater Levy.

Residential rates are calculated in two parts:

- Land Value
- Base Amount

The following is an example of how rates are levied on a residential property in 2026-2027 for a land value of $780,000.

Type	Category	Value	Ad Valorem	Total $
Rates	Land Value	$780,000	@ 0.082378 cents in the dollar	642.55
	Residential Base Amount			487.59
Charges	Domestic Waste Management Charge			549.07
	Stormwater Levy			25.00
			Total Rates and Charges Payable	1,704.21

Council charges the ordinary rate levy, as well as the service charges, which include the Domestic Waste Management charge and Stormwater Levy.

Specific Rating Issues

When new properties are created after 1 July 2026 (i.e. registration of a new strata plan or deposited plan), Council will rate the properties from the commencement of the next rating year.

Council must declare every parcel of land in the area to be in one of the four following categories: residential, business, farmland or mining.

A ratepayer may apply to Council at any time for a review of the rating category by completing a "Change of Category Application" form provided by Council which can be found on Council's website: http://www.fairfieldcity.nsw.gov.au/formsandfactsheets

Any adjustment made as a result of a Change of Category Application will be made effective from the date of application, however any applications received prior to 31 July 2026 will be adjusted retrospectively to 1 July 2026.

Pensioner Rebates on Rates and Charges

All NSW Councils give a mandatory rebate to eligible pensioners of up to $250 off ordinary rates on a property that is the sole or principal residence.

If you are an eligible pensioner with a valid Pensioner Concession Card issued by Centrelink, or a valid Pensioner Concession Card issued by the Department of Veteran's Affairs, you may be entitled to a rebate.

To find out more, call Council's Customer Service on 9725 0222.

Heritage Rate Relief Policy

Council has adopted a policy to provide rates relief to owners of private properties that are listed as heritage items in Council's Local Environmental Plan.

The intention of the program is to encourage the preservation of the listed heritage items by providing a subsidy and an incentive to the owners to adequately maintain these items.

Who the Policy refers to?

All owners of privately owned heritage items listed in Council's Local Environmental Plan.

How to obtain the Rates Rebate?

The rates rebate is granted to eligible properties at the standard rebate of 50% of the General Original Rate, unless the owner chooses to decline to participate in the Heritage Rate Rebate Program.

Maximum Amount Allowable?

The maximum amount of rate rebate available is $3,000 per site per year.

For further details on the Policy for this program please refer to Council's website: http://www.fairfieldcity.nsw.gov.au/Community/Grants-and-Funding

Hardship Policy

The Financial Hardship Policy is available for ratepayers and other debtors who are experiencing genuine financial hardship with the payment of their rates and annual charges. It also allows Council to consider hardship relief for ratepayers and other debtors who through illness, unemployment and other circumstances are eligible for Centrelink benefits.

The objectives of this policy are:

- To provide financial assistance to ratepayers and other debtors who are experiencing genuine financial hardship with the payment of their rates and charges, and other debts.
- To provide a decision making framework for the appropriate assessment of all financial hardship applications.
- To fulfill the statutory requirements of the Local Government Act 1993 and other relevant legislation in relation to the recovery of rates and annual charges, and other debts.

A copy of Council's Hardship Policy can be found on Council's website: http://www.fairfieldcity.nsw.gov.au/hardshippolicy

2026/27 Rates and Charges

Council's rates for 2026-2027 are based on a rate peg increase of 4.00% (in the permissible rates yield), as identified by the State Government for the 2026-2027 year (Section 640(1) of the Local Government Act 1993).

The proposed rates for the 2026-2027 year have been calculated using land valuations as at 1 July 2024. The estimated interest rate payable on overdue rates and charges will be 10.50% per annum.

Ordinary Rates

Council proposes to levy three Ordinary Rates for the rating year 1 July 2026 to 30 June 2027:

1. Residential Rate
The Residential rate will have a 45% Base Amount of $487.59. The Ad Valorem amount of this rate will be 0.082378 cents in the dollar. The yield from the Ordinary Residential Rate is estimated to be $64,021,267.42.

2. Farmland Rate
Farmland Rate will have a 21.5% Base Amount of $663.57. The Ad Valorem amount of this rate will be 0.063168 cents in the dollar. The yield from the Ordinary Farmland Rates is estimated to be $305,552.39.

3. Business Rate
There will be one Ordinary Business and 12 Sub-category Business Rates. Rates are proposed to be levied on all business properties according to their designated categorisation. These 12 areas are within a "Centre of Activity" and identified maps of these areas are provided in the appendices.

Business – Ordinary
The Ad Valorem of this rate will be 0.134884 cents in the dollar. The yield is estimated to be $3,184,177.58
*** Business – Bonnyrigg**
The Ad Valorem of this rate will be 0.426158 cents in the dollar. The yield is estimated to be $391,653.83
*** Business – Cabramatta**
The The Ad Valorem of this rate will be 0.426158 cents in the dollar. The yield is estimated to be $2,316,609.66
*** Business – Canley Heights**
The Ad Valorem of this rate will be 0.426158 cents in the dollar. The yield is estimated to be $520,774.55
*** Business – Canley Vale**
The Ad Valorem of this rate will be 0.426158 cents in the dollar. The yield is estimated to be $283,435.48
*** Business – Fairfield**
The Ad Valorem of this rate will be 0.426158 cents in the dollar. The yield is estimated to be $2,437,279.65
*** Business – Fairfield Heights**
The Ad Valorem of this rate will be 0.426158 cents in the dollar. The yield is estimated to be $406,992.19
*** Business – Lansvale**
The Ad Valorem of this rate will be 0.426158 cents in the dollar. The yield is estimated to be $2,501,776.64
*** Business – Prairiewood**
The Ad Valorem of this rate will be 0.426158 cents in the dollar. The yield is estimated to be $227,057.09
*** Business – Smithfield**
The Ad Valorem of this rate will be 0.426158 cents in the dollar. The yield is estimated to be $2,465,273.51
*** Business – Wetherill Park**
The Ad Valorem of this rate will be 0.426158 cents in the dollar. The yield is estimated to be $24,030,419.63
*** Business – Yennora Area North**
The Ad Valorem of this rate will be 0.426158 cents in the dollar. The yield is estimated to be $864,155.09
*** Business – Yennora Area South**
The Ad Valorem of this rate will be 0.426158 cents in the dollar. The yield is estimated to be $3,254,941.63

** Refer to Appendix 1 for Business Rates Category Maps.*

Domestic Waste Management Charges

Council has identified the charges for Domestic Waste Management Services for the rating year commencing 1 July 2026.

Service Type	Annualised Charges	Yield Estimate $
Residential Houses	*140L - 514.59 *240L - 549.07	31,252,811
Residential Flat Buildings	549.07	5,629,575
Service availability to vacant or other rateable land	274.53	104,872

*Annual charge is $549.07 for a 240 Litre, three bin Domestic Waste service, and $514.59 for a 140 Litre Red bin, 240 Litre Green bin and 240 Litre Yellow bin service.

This year's Domestic Waste Management charge provides for a 2.00% increase compared to last year.

Stormwater Levy

The Stormwater Levy Program is a key funding source for Council which generates approximately $1.6 million per year to undertake stormwater infrastructure upgrades and maintenance to improve and manage stormwater runoff and flooding within Fairfield City.

Category	Charge
Residential - Strata	$12.50
Residential - Vacant Land	Exempt
Residential - Other	$25.00
Business Strata	
0 - 350 sq.m	$25.00 divided by no. of units
351 - 2,100 sq.m	$50.00 divided by no. of units
2,101 - 21,000 sq.m	$200.00 divided by no. of units
> 21,001 sq.m	$3,000.00 divided by no. of units
Business - Other	
0 - 351 sq.m	$25.00
351 - 2,100 sq.m	$50.00
2,101 - 21,000 sq.m	$200.00
> 21,001 sq.m	$3,000.00

A voluntary rebate of 40% will be applied to properties where any or all owners are eligible pensioners. Exemption policy and procedures have been developed and are in operation.

Note: Stormwater projects implemented by these funds are shown in Theme 3 - Environmental Sustainability.

Draft 2026-2027 Operational Plan

Appendix 1

Rates Category Maps

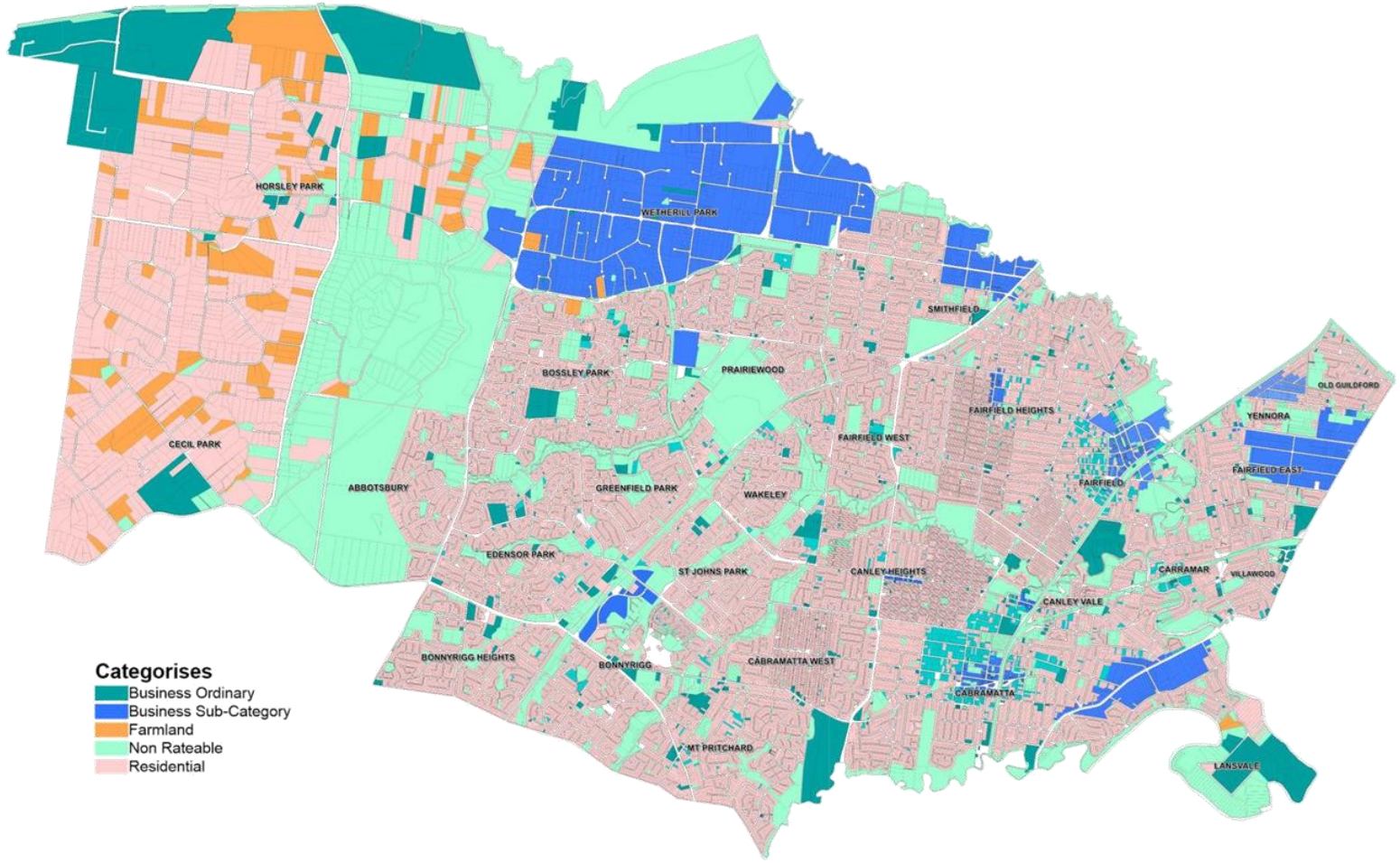

Rates Category Map - Bonnyrigg



Rates Category Map - Cabramatta



Rates Category Map - Canley Heights



Rates Category Map - Canley Vale



* Business properties for the areas in the maps are shaded blue

Rates Category Map - Fairfield



Rates Category Map - Fairfield Heights



Rates Category Map - Lansvale

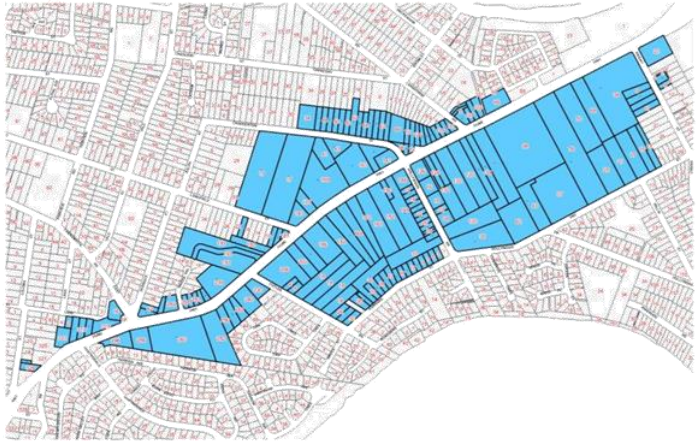

Rates Category Map - Prairiewood

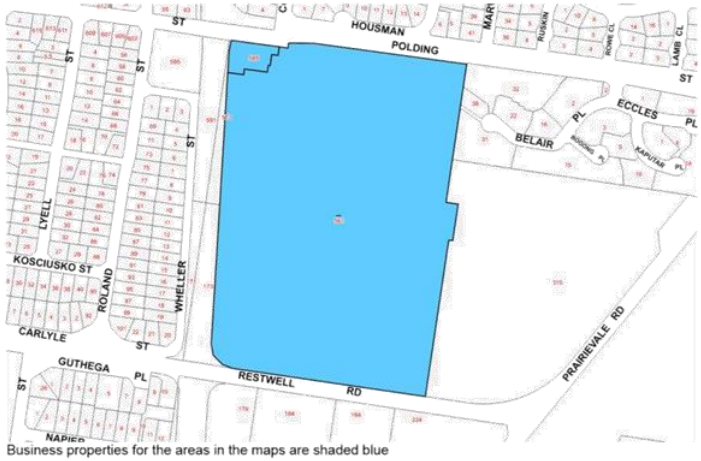

Business properties for the areas in the maps are shaded blue

Rates Category Map - Smithfield



Rates Category Map - Wetherill Park

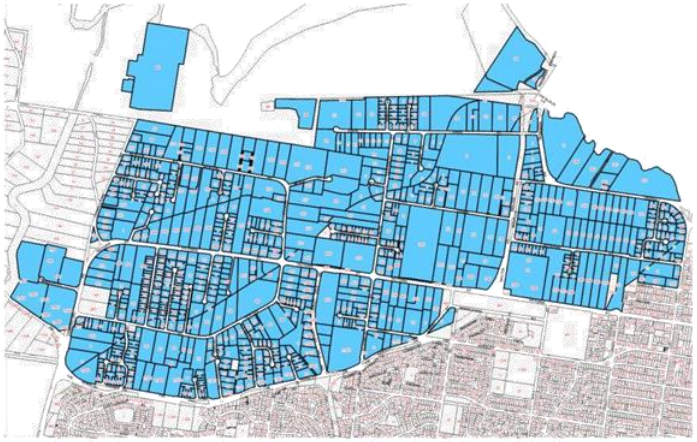

Rates Category Map - Yennora North



Rates Category Map - Yennora South



* Business properties for the areas in the maps are shaded blue

Appendix 2

Glossary of Terms

Annual Report
The Annual Report contains a full listing of Council's achievements, key highlights, cost savings and financial position after the implementation of the Operational Plan.

Asset Management Policy, Strategy and Plans
The Asset Management Policy, Strategy and Plans provide an overview of Council's assets including long term projections for asset maintenance, rehabilitation and replacement costs. Asset Management Plans include details about the service levels and works required by areas within Council to maintain assets at correct levels.

Asset Condition Criteria
Asset condition is a method used to determine the remaining useful life of an asset. It is used as part of the Asset Management Strategy to identify when an asset needs to be serviced or replaced. Asset conditions are categorised under the following criteria:

1. Excellent Condition - No work required (normal maintenance)
2. Good Condition - Only minor work required
3. Average Condition - Some work required
4. Poor Condition - Some renovation required within 1 year
5. Very Poor Condition - Urgent renovation/ upgrading required

Capital Projects
Capital projects are generally large scale, large cost projects that are a long term investment which either build on, add to or improve Council's assets. For example, the construction of a building to house Council vehicles and machinery.

Community Engagement
The Local Government Act requires councils to engage with their community to ensure planning and decision making meets the needs and aspirations of the community. Community Engagement is based on the social justice principles of access, equity, rights and participation.

Community Engagement Strategy
Council is required by legislation to develop a Community Engagement Strategy, which outlines how Council will engage with the community to establish their vision, priorities and goals for the future of Fairfield City. The information collated during this community engagement informs the development of the Fairfield City Plan which is Council's ten year Community Strategic Plan.

Community Engagement Report
The Community Engagement Report provides a summary of the information and data gathered during the community engagement process. The Report summarises and analyses the information received by Council and identifies the community's visions, priorities and goals which inform the development of the Fairfield City Plan.

Community Strategies
A community strategy is a plan, method or series of actions the community has identified for achieving a specific goal or result.

Delivery Program
The Delivery Program is a four year plan that identifies Council's commitment to the community in delivering services (including major programs) and projects. It details the activities Council will undertake during its term of office to achieve the community vision, priorities and goals as identified in the Fairfield City Plan. The Delivery Program is reviewed every year as Council prepares its next Operational Plan.

Demographic
The statistical data of a population such as age, sex, income, education, etc.

Fairfield City Plan
(Community Strategic Plan)
The Fairfield City Plan is the community's plan which identifies what the priorities and expectations (community outcomes) are for the future of Fairfield City over the next ten years. It identifies Theme's, Community Goals and Strategies that all stakeholders can utilise for achieving these priorities and goals.

Financial Disadvantage
A person is considered to be financially disadvantaged if:

- they are experiencing financial difficulty,
- they have low or no income,
- their main source of income is a Centrelink benefit, or
- their income is insufficient to meet their personal financial commitments.

Goal
A Goal is the result or achievement toward which effort is directed by Council in order to achieve results for the community. Goals generally give focus to stakeholders by highlighting a direction to work towards and providing measurable milestones. Goals are vital for formulating successful strategies and plans.

Indicator Measure
Indicators are a measurable variable that has been developed to identify progress towards the community's vision.

Infrastructure
Infrastructure is the basic facilities, services and installations needed for the functioning of a community or society, such as transport networks, facilities, drainage and sewerage.

Integrated Planning and Reporting Framework
The Integrated Planning and Reporting (IPR) Framework is a legislative requirement for all NSW councils and is designed to improve local government's community, financial and asset planning. Council is required to develop a series of long, medium and short term plans that aim to ensure a more sustainable Local Government sector with a key focus on councils being more responsive to community priorities. Council reports on these plans and the progress towards achieving the community's vision, priorities and goals, identified through community engagement.

Issues and Influences
These are challenges which may impact upon Council's ability to deliver services (including major programs) and projects during the four year period of the Delivery Program or the one year Operational Plan.

Long Term Financial Plan
The Long Term Financial Plan (LTFP) sets out a 10 year financial plan for Council's projected income and expenditure, balance sheet and cash flow statement. The LTFP aims to ensure Council is financially sustainable into the future as Council works towards achieving the vision, priorities and goals of the community. The LTFP is one of the three components which make up the Resourcing Strategy.

Major Programs
Major Programs are a significant body of works delivered by various Council services each year. There are currently three categories of major programs that Council services deliver, these include Asset Renewal, Service Expenditure and Service Detail. Detailed versions of the major programs are included each year in the Operational Plan.

Megatrends
A megatrend is a large change in social, economic, political, environment or technology impacting our community. These affect a wide range of activities, processes and views in government and society over the long-term. They are the main impacts driving trends, such as an aging population or advancing technologies (e.g. Social Media).

Non-Capital Projects
Non-Capital projects are generally lower cost, short term investments such as the purchase of machinery components or services provided to the community.

Operational Plan
The Operational Plan is a one year plan providing further detail, including an operating budget, on the services (including major programs) and projects to be delivered in the period.

Outputs
Outputs are an identified level of service expected to be delivered by each service area of Council. They identify what is to be delivered by a service each year within the funds identified.

Outcomes
An outcome defines what the successful achievement of a goal should look like. It is what the community would like to see as the result of implementing plans and strategies.

Projects
Each year a number of projects are identified to be delivered as "value adds" to the Council services (including major programs) delivered in each activity area of council.

Quadruple Bottom Line
In order to ensure plans and strategies are developed with a broad and balanced view, Council uses the principle of the Quadruple Bottom Line (QBL). The four key considerations of the QBL are social, environmental, economic and civic leadership.

Resourcing Strategy
The Resourcing Strategy is a critical link between the Fairfield City Plan and the Delivery Program. It outlines what resources are required by Council to implement the long term needs and priorities of the community. The Resourcing Strategy consists of three components:

- A Long Term Financial Plan (Money)
- An Asset Management Strategy (Assets)
- A Workforce Management Strategy (People)

Service Areas
A service is a functional area of Council, delivered to enhance the quality of life for the community. These services are listed under each Theme within the Delivery Program and the outputs of these service areas are listed in more detail in the Operational Plan along with the major programs delivered as part of the service.

Social Justice Principles
The Social Justice Principles ensure social considerations such as equity, access, participation, diversity and rights are taken into account when engaging the community. Social Justice Principles are based on eliminating inequity and promoting inclusiveness of diversity.

Stormwater and Flood Mitigation Programs
Council has three programs to improve the management of stormwater runoff and flooding within the City. These are the:

1. Existing Stormwater Management Program
2. Stormwater Levy Program
3. Flood Mitigation Program

Each of these programs comprise a number of projects to help improve water quality, reduce the risk of flooding, reduce creek bank erosion, upgrade stormwater infrastructure, such as pipes and drains, and bring water back into the landscape to improve biodiversity and irrigate sports and playing fields.

Stakeholder
An individual, business or organisation that is impacted by or has an impact on Council plans and strategies.

Staff (FTE)
Staff (Full Time Equivalent) identifies the number of staff (including part-time, casual etc.) allocated to deliver an output, based on full-time comparison.

State of Our City Report
The State of Our City Report is designed to report on the progress by all stakeholders in achieving the community's visions, priorities and goals as set out in the Fairfield City Plan. This Report is produced at the end of a Council's four-year term.

Strategy
A strategy is a plan, method, or series of actions for achieving a specific goal or result.

Workforce Management Strategy
The Workforce Management Strategy sets out the long term workforce required to implement the services, projects and major programs identified in the Delivery Program. It provides strategies ensuring Council has the workforce to continue to meet the needs of the services required to be delivered, as identified in Council's plans.

Appendix 3

References

- Australian Bureau of Statistics, Fairfield City Community Profile from the Census of Population and Housing
  www.abs.gov.au
- Office of Local Government
  www.olg.nsw.gov.au
- 2025-2035 Fairfield City Plan - Community Strategic Plan
  www.fairfieldcity.nsw.gov.au/ipr
- Community Profile
  profile.id.com.au/fairfield
- NSW State Government - Performance and Wellbeing Framework
  www.nsw.gov.au/nsw-government/public-sector/financial-information-for-public-entities/centre-for-economic-evidence/nsw-government-investment-framework/performance-wellbeing-framework
- Resourcing Strategy - Long Term Financial Plan
  www.fairfieldcity.nsw.gov.au/ipr
- Greater Sydney Region Plan - A Metropolis of Three Cities
  www.planning.nsw.gov.au/plans-for-your-area/a-metropolis-of-three-cities
- Western Sydney Infrastructure Plan
  investment.infrastructure.gov.au/projects/key-projects/western-sydney-infrastructure-plan
- Western Sydney City Deal
  www.infrastructure.gov.au/territories-regions-cities/cities
- State Infrastructure Strategy
  www.infrastructure.nsw.gov.au/expert-advice/state-infrastructure-strategy
- NSW Future Transport Strategy
  www.future.transport.nsw.gov.au
- Fairfield City Council Strategies, Plans and Action Plans as identified at the commencement of each theme area (available on Council's website)
  www.fairfieldcity.nsw.gov.au

- Western Sydney Airport
  www.westernsydneyairport.gov.au
- Fairfield Hospital Upgrade
  https://www.nsw.gov.au/health-and-wellbeing/health-infrastructure-projects/fairfield-hospital-redevelopment



Fairfield City Council's Draft 2026-2027 Operational Plan
is available for viewing at Council's website:
www.fairfieldcity.nsw.gov.au/ipr

For more information:
Call us on 9725 0222
Write to us at PO Box 21, Fairfield NSW 1860
Email us at mail@fairfieldcity.nsw.gov.au

Production
Produced by Integrated Planning and Performance Division,
Fairfield City Council.

Adopted for exhibition by Fairfield City Council in March 2026.


FairfieldCity
Celebrating diversity
Draft 2026-2027
Pricing Policy,
Fees and Charges
INTEGRATED PLANNING AND
REPORTING FRAMEWORK
Our home
Our City Our future

Table Of Contents

Fairfield City Council 6
City Living 6
Communications and Marketing 6
Council Agenda – Commercial Purposes 6
Filming or Photography Proposal 6
Plan Copying Black and White 7
Colour Copying (matt paper) 7
Laminating 7
Colour Photo Paper (gloss paper) 7
Printing Services 7
Place Management 8
Major Events 8
Promotions and Marketing 8
Cabramatta Place 8
Children and Family Services 8
Pre-Schools - All Fees are Calendar Year Jan-Dec 8
Long Day Care - Services Operating 11 Hours per day (Calendar Year) 9
Long Day Care- Service Operating 10 Hours per day (Calendar year) 9
Family Day Care (Calendar Year) 9
Fairstart Early Intervention 9
National Disability Insurance 9
Leisure Centres, Showground and Golf Course 9
Turf Football Fields - Maximum 3 Games Per Hire 9
Leisure Centre 10
Prairiewood/Fairfield/Cabravale 10
Fairfield Leisure Centre 17
Prairiewood Leisure Centre 18
Cabravale Leisure Centre 21
Showground Complex 22
Parklands Function Centre 24
Showground Pavilion 25
Fairfield Showground Markets 26
Dog Show Rings 26
Golf Course 26
Fairfield Youth and Community Centre 27
City Finances 29
Finance 29
Corporate Financial Planning 29
Rates Services 29
City Strategy 30
Property Strategy and Services 30
Property Services 30
Multi-storey Car Parks 41
Strategic Land Use Planning 43
Land Information System Maps 43
Access to Information 43
Fairfield Local Planning Panel 44
Application for Amendment to Environmental Planning Instruments 44
Local Infrastructure Contributions (S7.11 & S7.12) 45
Section 10.7 Certificates (Planning Certificates) 45

continued on next page ...

Table Of Contents [continued]

City Delivery 46
Design Services 46
General Fees and Charges 46
Road Design Fees 46
City Assets 46
Natural Resource Management 46
Social Planning and Community Development 47
Community Development 47
Libraries and Museum 47
Community Business Hub (Fairfield City HQ) 47
Fairfield City Museum and Gallery 48
Fairfield City Open Libraries 50
General 50
Asset Management 52
Civil and Built 52
Open Space 56
City Development, Regulatory Services & Information Technology 57
Information Management 57
Access to Information 57
Community Regulatory Services 57
Animal Boarding 57
Euthanasia 58
Dog/Cat Registrations 58
Animal Control 59
Animal Control (Dangerous Dog) 59
Release Fees 60
Signs 60
Representation Hearing Lodgement Fee 60
Building Control and Compliance 60
Development Applications 60
Integrated Development 61
Designated Development 61
Building Advertising Fee 61
Modification of Development Consent 61
8.2 Review 62
Section 4.55 & Section 8.3 Table 62
Development Up To $5,000 62
Development $5,001 – $25,000 62
Development $25,001 – $50,000 63
Development $50,000 – $100,000 63
Development $100,001 – $150,00 63
Development $150,001 – $200,00 64
Development $200,001 – $250,00 64
Development $250,001 – $375,00 64
Development $375,001 – $500,00 64
Development $500,000 – 750,000 65
Development $750,000 – 1,000,000 65
Complying Development 66
Extension of Lapsing Development Consent 66
Stamping of Additional Plans 66

continued on next page ...

Table Of Contents [continued]

Building Information Certificate (Section 6.23) Fee....66
Solid Fuel Heater Applications....67
Compliance Certificate....67
Construction Certificate Only....67
Inspection for Relocation of Existing Building....67
Fire Safety....67
Long Service Levy – No GST Pay....68
Exempt Development Fee....68
Building Advisory Meeting Fee....68
Swimming Pool Act – Statutory....68
Compliance Cost Recovery Notice....68
Occupation Certificate....69
Complaint invest or general inspection....69
Section 8.2 Review....69
Firework Displays and Processions....69
Development Planning....69
General Enquiries....69
Development Applications....69
DA for Change of Use....70
Sign Application....70
Activity Application....70
Integrated Development....70
Concurrence Development....70
Designated Development....71
Development Advertising Fee....71
Modification of Development Consent....71
Section 4.55 and Section 8.3 Table....72
Section 8.3 Review....72
Residential Flat Development....72
Refunds where Applications Withdrawn....73
Development Advisory Meeting....73
Subdivision Fees....73
Engineering Construction Certificate – Application for Approval of Design....74
Engineering Compliance Certificate – Inspection of Road and Drainage Works....74
Bonded Works....76
Representation Hearing Lodgement....76
Drainage and Floodplain....77
Goods on Footpath....77
Section 8.2 (1)(c) Review....77
Independent Hearing and Assessment....77
Admin Support....78
Environmental and Public Health Compliance....78
Pollution Control, Compliance....78
Clean-up, Prevention Notices and Noise Control Notices (POEO Act 1997)....78
Compliance Cost Notices (POEO Act 1997)....78
Food Businesses Annual Administration....79
Retail Food Business/Premises....79
Mobile Food Vending Vehicles (use in public place)....79
Temporary Food Stall Inspections....79
School Canteens....79
Food Safety Training....79
Regulated Premises, Activities....79

continued on next page ...

Table Of Contents [continued]

Microbial Control – Regulated 80
Public Swimming Pools and Spa 80
Caravan Parks 80
Sewage Management Installation 81
Annual Approval to Operate and Compliance Inspections 81
People, Culture and Operations 82
Sustainable Resource Centre 82
Recycle Construction Waste 82
Waste and Cleansing Operations 83
Residential Waste 83
Trade Waste 83
Waste Strategy and Sustainability 84
Over the Counter purchases 85
Governance and Legal 85
Governance 85

Name	Policy Code	Year 25/26 Fee (incl. GST)	Year 26/27 Fee (excl. GST)	GST	Fee (incl. GST)	Unit

Fairfield City Council

City Living

Communications and Marketing

Council Agenda – Commercial Purposes

Printing of meeting agenda in black and white A4 size.

Per Outcome Committee	H	$23.50	$24.50	$0.00	$24.50	EACH
Per Services Committee	H	$23.50	$24.50	$0.00	$24.50	EACH
Per Council Agenda	H	$23.50	$24.50	$0.00	$24.50	EACH
Per Traffic Committee	H	$23.50	$24.50	$0.00	$24.50	EACH
Fairfield Local Planning Panel	H	$23.50	$24.50	$0.00	$24.50	EACH

Filming or Photography Proposal

Approval Fee – No Impact: Occasional filming activities with minimal impact	S				No Charge	DAY
Approval Fee – Low: Occasional/infrequent low impact filming activities	N	$150.00	$150.00	$0.00	$150.00	DAY
Chargeable at the discretion of the Manager. (50% for half day)						
Approval Fee – Medium: Occasional/infrequent medium impact or regular low impact filming activities	N	$300.00	$300.00	$0.00	$300.00	DAY
Chargeable at the discretion of the Manager. (50% for half day)						
Approval Fee – Category 4: Occasional high impact or regular medium impact filming/photography activities	N	$500.00	$500.00	$0.00	$500.00	DAY
Chargeable at the discretion of the Manager. (50% for half day)						
Approval Fee – Ultra Low: Occasional filming activities with minimal impact (for students/ community groups/charities/educational purposes)	C				No Charge	DAY
Approval Fee – Low: Occasional/infrequent low impact filming activities (for students/community groups/charities/educational purposes)	C	$50.00	$50.00	$0.00	$50.00	DAY
Chargeable at the discretion of the Manager. (50% for half day)						
Approval Fee – Medium: Occasional/infrequent medium impact or regular low impact filming activities (for students/community groups/charities/ educational purposes)	C	$100.00	$100.00	$0.00	$100.00	DAY
Chargeable at the discretion of the Manager. (50% for half day)						
Approval Fee – High: Occasional high impact or regular medium impact filming activities (for students/community groups/charities/educational purposes)	C	$250.00	$250.00	$0.00	$250.00	DAY
Chargeable at the discretion of the Manager. (50% for half day)						
The proposal lodgement fee for low, medium, high impact filming	S	$100.00	$100.00	$0.00	$100.00	PROJECT
Chargeable at the discretion of the Manager						
For urgent applications (received less than 14 days prior to filming/photography commencement date) a 100% loading on applicable Filming/Photography Proposal Lodgement Fee applies	N	Chargeable at the discretion of the Manager.				PROJECT

continued on next page ...

Name	Policy Code	Year 25/26 Fee (incl. GST)	Year 26/27 Fee (excl. GST)	GST	Fee (incl. GST)	Unit
Filming or Photography Proposal [continued]						
For urgent applications (received less than 14 days prior to filming/photography commencement date) a 30% loading on applicable Approval Fees applies (for students/community groups/charities/ educational purposes)	N	Chargeable at the discretion of the Manager.				DAY
Use of car parking spaces by cast and crew vehicles in Council owned car parks (per space per day)	N	Council car park charges apply.				PER CAR SPACE PER DAY
Chargeable at the discretion of the Manager. (50% for half day)						
Other goods or services requested that incur cost to Council	N	As requested and accepted by applicant				AT ACTUAL COST
The proposal lodgement fee for low, medium, high impact filming for charity/community group/students	C	$50.00	$50.00	$0.00	$50.00	PROJECT
Chargeable at the discretion of the Manager						
Plan Copying Black and White						
Printing of large and small City maps	H	$21.50	$22.50	$0.00	$22.50	EACH
Council Only Provider – Service						
Copy A0 black & white	H	$11.50	$10.91	$1.09	$12.00	EACH
Copy A1 black & white	H	$7.50	$7.27	$0.73	$8.00	EACH
Copy A2 black & white	H	$4.50	$4.09	$0.41	$4.50	EACH
Colour Copying (matt paper)						
Copy or print A0 sheets in colour	H	$14.00	$13.18	$1.32	$14.50	EACH
Copy or print A1 sheets in colour	H	$8.50	$8.18	$0.82	$9.00	EACH
Copy A2 sheets in colour	H	$7.00	$6.82	$0.68	$7.50	EACH
Laminating						
Laminate A0 Sheet	H	$27.00	$25.45	$2.55	$28.00	EACH
Laminate A1 Sheet	H	$14.00	$13.18	$1.32	$14.50	EACH
Laminate A2 Sheet	H	$10.00	$9.55	$0.95	$10.50	EACH
Colour Photo Paper (gloss paper)						
Copy or print A0 sheets in colour	H	$21.50	$20.45	$2.05	$22.50	EACH
Copy or print A1 sheets in colour	H	$12.50	$11.82	$1.18	$13.00	EACH
Copy or print A2 sheets in colour	H	$10.00	$9.55	$0.95	$10.50	EACH
Printing Services						
Black and White A3	H	$0.15	$0.14	$0.01	$0.15	Each
Black and White A4	H	$0.10	$0.09	$0.01	$0.10	Each
Colour Photocopy A3	H	$0.50	$0.45	$0.05	$0.50	EACH
Colour Photocopy A4	H	$0.45	$0.43	$0.04	$0.47	EACH
Colour Transparencies A3	H	$0.67	$0.64	$0.06	$0.70	EACH
Colour Transparencies A4	H	$0.50	$0.45	$0.05	$0.50	EACH
Photocopying and Laminating A4	H	$2.00	$1.82	$0.18	$2.00	EACH
Photocopying and Laminating A3	H	$2.00	$1.82	$0.18	$2.00	EACH
Laminating A4	H	$1.31	$1.24	$0.12	$1.36	EACH

continued on next page ...

Name	Policy Code	Year 25/26 Fee (incl. GST)	Year 26/27 Fee (excl. GST)	GST	Fee (incl. GST)	Unit
Printing Services [continued]						
Laminating A3	H	$1.50	$1.36	$0.14	$1.50	EACH
Place Management						
Major Events						
Stall Site	P	Maximum fee charged is $2,500 – The fee charged will be subject to the nature of the stallholder (commercial, community, charitable) and the stall requirements (size of marquees, flooring, food etc.).				DAY
Ticketing for Major Events	N	Fees are from $0.50c up to $500.00 per ticket dependant on scale, entertainment offered and visitor experience options.				EACH
This fee is subject to change based on future marketing strategies						
Promotions and Marketing						
Promotional Activities	N	Contributions from participating businesses and other groups are determined subject to the activity – YD016, YD025, YD021, YD020, YD012				EACH
Promotional Activities include Activations(Christmas,Easter,Mothers Day), Promotions, Signage, tours, newspaper and media advertising etc.						
Cabramatta Place						
Hire of Meeting Rooms						
Dutton Plaza – Meeting Room Hire – Casual Community Hire	C	$17.00	$15.91	$1.59	$17.50	HOUR
Dutton Plaza – Meeting Room Hire – Casual Commercial Hire	C	$34.00	$31.82	$3.18	$35.00	HOUR
Children and Family Services						
Fees and Charges may be modified for Grant Purposes.						
Late pick up fee	Q	$18.00	$30.00	$0.00	$30.00	MINIMUM
For first 10 minutes or part there of. Plus $1.00 for every minute there after						
Dishonour fee for rejected EFT	Q	$18.00	$20.00	$0.00	$20.00	EACH
Replacement sun hat or purchase of additional hat	H	$15.00	$13.64	$1.36	$15.00	EACH
Enrolment Fee	C	$47.00	$50.00	$0.00	$50.00	EACH
Consultancy to 'for profit' organisations	N	$200.00	$318.18	$31.82	$350.00	HOUR
Consultancy to 'not-for-profit' organisations	N	$131.00	$236.36	$23.64	$260.00	HOUR
Pre-Schools - All Fees are Calendar Year Jan-Dec						
Preschool lunch fee	C	$6.00	$6.00	$0.00	$6.00	Per Day
Lunch Fee only applies to Bonnyrigg ELC						
Preschool Room (Jan-Jun) Eligibility Loading - Non-Eligible		$0.00	$66.00	$0.00	$66.00	DAY
Preschool Room (Jul-Dec) Eligibility Loading - Non-Eligible		$0.00	$66.00	$0.00	$66.00	DAY
Preschool Room (Jul – Dec) Eligibility Loading - Eligible	C	$56.00	$64.00	$0.00	$64.00	DAY

continued on next page ...

Name	Policy Code	Year 25/26 Fee (incl. GST)	Year 26/27 Fee (excl. GST)	GST	Fee (incl. GST)	Unit
Pre-Schools - All Fees are Calendar Year Jan-Dec [continued]						
Preschool Room (Jan – Jun) Eligibility Loading - Eligible	C	$60.00	$64.00	$0.00	$64.00	DAY
Long Day Care - Services Operating 11 Hours per day (Calendar Year)						
Fee will vary – dependent on individual CCS entitlement Fee will vary – dependent on individual CCS entitlement						
0-3 Years (Jul – Dec)	C	$111.00	$116.00	$0.00	$116.00	DAY
0-3 years (Jan – Jun)	C	$116.00	$120.00	$0.00	$120.00	DAY
3-5 years (Jul – Dec)	C	$108.00	$112.00	$0.00	$112.00	DAY
3-5 years (Jan – Jun)	C	$112.00	$116.00	$0.00	$116.00	DAY
Long Day Care- Service Operating 10 Hours per day (Calendar year)						
0-3 Years Long Day Care (Jul-Dec)		$0.00	$112.00	$0.00	$112.00	DAY
3-5 Years Long Day Care (Jul - Dec)	C	$100.00	$107.00	$0.00	$107.00	DAY
Fees may vary dependent on individual CCS entitlement						
0-3 Years Long Day Care (Jan - Jun)		$112.00	$116.00	$0.00	$116.00	DAY
3-5 Years Long Day Care (Jan – Jun)	C	$107.00	$110.00	$0.00	$110.00	DAY
Fees may vary dependent on individual CCS entitlement						
Family Day Care (Calendar Year)						
Carer Administration Levy (Jan - Jun)	C	$85.00	$95.00	$0.00	$95.00	WEEK
Carer Administration Levy (Jul- Dec)	C	$85.00	$95.00	$0.00	$95.00	WEEK
Late time sheet fee	C	$20.00	$25.00	$0.00	$25.00	EACH
Parent Administration Levy (Jan - Jun)	C	$20.00	$24.00	$0.00	$24.00	HOUR
Parent Administration Levy (Jul - Dec)	C	$20.00	$24.00	$0.00	$24.00	HOUR
New Educator Start-up Fee (Jan - Jun)	C	$470.00	$454.55	$45.45	$500.00	EACH
New Educator Start-up Fee (Jul - Dec)	C	$470.00	$454.55	$45.45	$500.00	EACH
Fairstart Early Intervention						
Hourly training/ consultation provided non-NDIS (including preparation)	C	$239.00	$272.73	$27.27	$300.00	HOUR
Daily training/ consultation provided non-NDIS (including preparation)	C	$0.00	$0.00	$0.00	$0.00	Per Day
National Disability Insurance						
National Disability Insurance Scheme (NDIS) Supports and Services	C	For all service, supports, travel, and cancellations provided under the NDIS and to ensure 'value for money' in accordance with NDIS Act 2013, FCC will charge clients based on the price limits as outlined in the NDIS Price Guide in VIC, NSW, QLD, TAS.				SESSION

Leisure Centres, Showground and Golf Course

Fees may be adjusted for marketing or promotional purposes

Turf Football Fields - Maximum 3 Games Per Hire

Fees may be adjusted for marketing or promotional purposes

continued on next page ...

Name	Policy Code	Year 25/26 Fee (incl. GST)	Year 26/27 Fee (excl. GST)	GST	Fee (incl. GST)	Unit
Turf Football Fields - Maximum 3 Games Per Hire [continued]						
Turf Field – Gym Access	C	Gym Access included in Turf Field Ground Hire				HIRE
Gym Access Standalone Hire	C	$119.00	$111.82	$11.18	$123.00	HOUR
Maximum 4 hour booking						
Office/Room/Storage Fee	C	$119.00	$111.36	$11.14	$122.50	WEEK
Includes House						
Caretaker Cottage	C	$393.50	$368.18	$36.82	$405.00	WEEK
Casual Hire – Per field	C	$371.00	$350.91	$35.09	$386.00	HOUR
Lights – additional fee – 500 lux	C	$60.50	$57.27	$5.73	$63.00	HOUR
Professional – Match Play (8 Hours) – casual hire per field	C	$2,691.00	$2,522.73	$252.27	$2,775.00	DAY
Prices may vary for marketing purposes						
Professional – Match Play (8 Hours) – regular hire per field	C			Fee by negotiation		DAY
Community / Semi Professional (8 Hours) – per field	C	$2,380.50	$2,272.73	$227.27	$2,500.00	DAY
Community Room Hire (not exceeding 8 hours)	C	$836.00	$863.64	$86.36	$950.00	SESSION
Deposit of $500 is required						
Professional – Major match (8 Hours) – casual hire per field	C			Fee by negotiation		DAY
Line Marking Per Field	C	$700.00	$636.36	$63.64	$700.00	BOOKING
Leisure Centre						
Fees may be adjusted for marketing or promotional purposes						
School Holiday Activity						
Showground – Various Activities (Per Unit Admission)	N	$7.00	$6.82	$0.68	$7.50	UNIT
Fee may be adjusted for marketing or promotion purposes (1 admission is for 1 session)						
Showground – Various Activities (Per Person) – 1st Person	N	$12.50	$11.82	$1.18	$13.00	Per Person
Fee may be adjusted for marketing or promotion purposes (Each entry is for 1 session)						
Showground – Various Activities (Per Person) – 2nd Person	N	$19.00	$18.18	$1.82	$20.00	Per Person
Fee may be adjusted for marketing or promotion purposes (Each entry is for 1 session)						
Showground – Various Activities (Per Person) – Family (4 People) – Session	N	$25.50	$24.09	$2.41	$26.50	FAMILY
Fee may be adjusted for marketing or promotion purposes (Each entry is for 1 session)						
Hall Hire Fees						
Hall Hire	N	$62.50	$59.09	$5.91	$65.00	HOUR
Excludes cleaning fee						
Prairiewood/Fairfield/Cabravale						
Fees may be adjusted for marketing or promotional purposes						
Police Recruit Testing	A	$10.00	$9.09	$0.91	$10.00	VISIT
Aquatic Rescue Testing includes Entry Fee						

continued on next page ...

Name	Policy Code	Year 25/26 Fee (incl. GST)	Year 26/27 Fee (excl. GST)	Year 26/27 GST	Year 26/27 Fee (incl. GST)	Unit
Prairiewood/Fairfield/Cabravale [continued]						
Pool Admission	N	$11.00	$10.45	$1.05	$11.50	VISIT
Includes sauna or steam use. Prices may vary for marketing purposes.						
Children (15 years and under)	N	$8.00	$7.73	$0.77	$8.50	VISIT
Proof Must be Shown. Only Fairfield LGA Resident along with Centrelink Pensioner Concession Card.						
Spectator Fee – Non-Swimmers	N	$6.50	$6.36	$0.64	$7.00	EACH
Family Admission (2 Adults & 2 Children or 1 adult & 3 children)	N	$33.00	$31.82	$3.18	$35.00	FAMILY
Multi-Visit Pass						
20 Entries Pass	N	$165.00	$156.36	$15.64	$172.00	20 ENTRY
Up to 12 months expiry from date of purchase						
Children / Pensioner – 20 Entries Pass	N	$120.00	$115.45	$11.55	$127.00	20 ENTRY
Up to 12 months expiry from date of purchase. Proof must be shown. Only Fairfield LGA resident with Centrelink & Pensioner Concession Card						
Children with School Groups						
High School	N	$7.50	$7.27	$0.73	$8.00	EACH
Applies to all students whether swimming or not swimming.						
Primary	N	$7.50	$7.27	$0.73	$8.00	EACH
Swimming Club Pool Admission Concession Bulk Purchase						
Tickets 250	N	$1,020.00	$965.45	$96.55	$1,062.00	TICKETS
Tickets 500	N	$1,900.00	$1,798.18	$179.82	$1,978.00	TICKETS
Tickets 1,000	N	$3,500.00	$3,312.27	$331.23	$3,643.50	TICKETS
Parent Pass – Seasonal Pass	N	$52.00	$49.09	$4.91	$54.00	SEASON
Winter or Summer						
Free Pool Admissions						
Children 5 years and under	N	Free Entry – Must be with adult at all times				EACH
Pool Entry – Senior Fairfield City Resident	N				Free Entry	EACH
Mondays 8am-12pm (All Centres) Fridays 8am-12pm (Fairfield & Cabravale) Saturdays 8am-12pm Fairfield & Prairiewood and 1pm-4pm Cabravale Fairfield LGA residents 60 years and over. Must show proof of age and have Concession Card						
Disabled Persons who live within Fairfield LGA and One Carer	N				Free Entry	EACH
Proof Must be Shown. Disabled Pension Card (DSP) Holder & Fairfield LGA Resident						
School Teachers and Supervisors	N				Free Entry	EACH
Supervising School Activity						
Swimming Clubs – Up to 20 Officials	N				Free Entry	EACH
Department of Sport a Rec Instructors	N				Free Entry	EACH
Department of Education Instructors	N				Free Entry	EACH

Name	Policy Code	Year 25/26 Fee (incl. GST)	Year 26/27 Fee (excl. GST)	GST	Fee (incl. GST)	Unit
Pool Hire – Fairfield and Prairiewood Only						
Carnivals – 50m Pool per Hour						
25 Metre Heated Pool – Disabled Groups Only	N	$90.00	$85.00	$8.50	$93.50	HOUR
Includes Pool Admission Maximum 4 Lanes Per Hour						
Schools	N	$180.00	$168.64	$16.86	$185.50	HOUR
Admission Still Applies						
RSL Groups	N	$180.00	$168.64	$16.86	$185.50	HOUR
Includes Pool Admission						
Other Hirers – 50 Metre Pool Only						
Whole Pool Per Hour	N	$220.00	$209.09	$20.91	$230.00	HOUR
Admission Still Applies						
Half Pool Per Hour	N	$110.00	$104.55	$10.45	$115.00	HOUR
Admission Still Applies						
Lane Hire – Per Lane Per Hour						
50 Metre Pool	N	$80.00	$77.27	$7.73	$85.00	HOUR
Admission Still Applies						
25 Metre Heated Pool	N	$80.00	$77.27	$7.73	$85.00	HOUR
Admission Price Still Applies						
Lane Hire – Per Lane Swimming						
50 Metre Pool	N	$26.00	$24.55	$2.45	$27.00	HOUR
Excludes Pool Admission						
FLC AquaPlay Waterpark (includes lifeguard - per hour hire rate)		$60.00	$56.36	$5.64	$62.00	
25 Metre Heated Pool	N	$26.00	$24.55	$2.45	$27.00	HOUR
Excludes Pool Admission						
Pool Hire – Outside Normal Operating Hours						
50 Metre Pool	N	$260.00	$245.91	$24.59	$270.50	HOUR
Hirer May Charge Admission						
25 Metre Heated Pool	N	$260.00	$245.91	$24.59	$270.50	HOUR
Hirer May Charge Admission						
Aquaerobics Classes						
Individual	N	$21.00	$20.00	$2.00	$22.00	EACH
Includes Pool Admission						
Pensioner	N	$13.50	$12.73	$1.27	$14.00	EACH
Proof Must be Shown. Only Fairfield LGA Resident Centrelink Pensioner Concession Card.						
Groups 10 – 20 People	N	$18.00	$16.82	$1.68	$18.50	EACH
Groups 21 – Plus People	N	$15.50	$14.55	$1.45	$16.00	EACH

Name	Policy Code	Year 25/26 Fee (incl. GST)	Year 26/27 Fee (excl. GST)	Year 26/27 GST	Year 26/27 Fee (incl. GST)	Unit
Learn to Swim Programs						
Term Program						
Individual – First Participant (Beginner)	N	$22.00	$23.00	$0.00	$23.00	EACH
Swim levels apply to: Fairy Penguins, Guppies, Goldfish, Seahorse, Turtles, Platypus, Crocodile, Teen beginner and Adult beginner. Number of Lessons vary according to school term. Entire term program payable up front. Pool entry and two spectators.						
Individual - First Participant (Intermediate - Advanced)	N	$22.00	$20.91	$2.09	$23.00	EACH
Swim level applie to: Seals, Sharks, Adult Intermediate and Adult Advanced. Number of lessons vary according to school term. Entire term program payable up front. Pool entry and two spectators.						
Additional family participant (Beginner)	N	$21.00	$22.00	$0.00	$22.00	EACH
Immediate Family Residing at Same Address						
Additional Family Participant (Intermediate - Advanced)	N	$21.00	$20.00	$2.00	$22.00	EACH
Swim levels apply to: Seals. Sharks, Adult Intermediate and Adult Advanced. Immediate family residing at same address.						
For Accompanying spectator to Swim	N	$6.50	$4.09	$0.41	$4.50	EACH
Corporate Learn to Swim program (min staff 1,000)	N	$21.00	$20.00	$2.00	$22.00	EACH
Disabled Learn to Swim – Adult						
30 Minutes	N	$20.00	$19.09	$1.91	$21.00	EACH
Pool Entry and One Spectator/Carer						
Private Learn to Swim						
30 Minutes	N	$52.00	$50.00	$5.00	$55.00	EACH
Pool entry and two spectators						
Holiday Special – 30 Minutes	N	$42.00	$40.91	$4.09	$45.00	EACH
Pool entry and two spectators						
Disabled Person – 30 Minutes	N	$42.00	$40.91	$4.09	$45.00	EACH
Pool Entry and One Carer						
Squad						
Dolphins						
1st Person	N	$115.00	$109.09	$10.91	$120.00	EACH
2nd Person	N	$105.00	$100.00	$10.00	$110.00	EACH
Bronze						
1st Person	N	$115.00	$109.09	$10.91	$120.00	EACH
2nd Person	N	$105.00	$100.00	$10.00	$110.00	EACH
Silver						
1st Person	N	$115.00	$109.09	$10.91	$120.00	EACH

continued on next page ...

Name	Policy Code	Year 25/26 Fee (incl. GST)	Year 26/27 Fee (excl. GST)	GST	Fee (incl. GST)	Unit
Silver *[continued]*						
2nd Person	N	$105.00	$100.00	$10.00	$110.00	EACH
Gold						
1st Person	N	$120.00	$109.09	$10.91	$120.00	EACH
2nd Person	N	$110.00	$100.00	$10.00	$110.00	EACH
School Aquatic Programs						
Learn to Swim - 10 x 30-minute Lessons	N	$120.00	$113.64	$11.36	$125.00	10 LESSONS
Learn to Swim – 10x 40-minute Lessons	N	$140.00	$131.82	$13.18	$145.00	10 LESSONS
Learn to Swim – 10x 60-minute Lessons	N	$160.00	$150.00	$15.00	$165.00	10 LESSONS
School Strokes a Survival – 10 Lessons	N	$142.00	$134.55	$13.45	$148.00	10 LESSONS
Water Safety Program	N	$45.00	$42.73	$4.27	$47.00	EACH
Assessment – Minimum 20 participants						
Community (CALD) Aquatic Program						
Learn to Swim - 10 x 30 minute Lessons	N	$17.00	$15.91	$1.59	$17.50	Per Lesson
Learn to Swim - 10 x 60 minute Lessons	N	$34.00	$31.82	$3.18	$35.00	Per Lesson
Pool Parties						
Options Available	N	Price on application – depending on number of guests				EACH
School Sport Activities						
Per Student Per Session	N	$8.00	$7.73	$0.77	$8.50	EACH
Minimum 15 Students – Instructor						
School Children Special Programs						
End of Year Activity Day (including rock wall)	N	$15.00	$14.09	$1.41	$15.50	EACH
Minimum 10 Students						
End of Year Activity Day Per Student	N	$15.00	$14.09	$1.41	$15.50	EACH
Gymnasium or Aerobics						
Individual	N	$21.50	$20.45	$2.05	$22.50	EACH
14 Years and over only [14-16years must be accompanied by an adult]						
Weekdays 10.30am to 4.00pm and Weekends all hours	N	$16.50	$15.45	$1.55	$17.00	VISIT
Groups with 10-20 People	N	$18.00	$16.82	$1.68	$18.50	VISIT
Groups with 21 Plus People	N	$15.00	$14.09	$1.41	$15.50	VISIT
Active Over 50s Class	N	$11.00	$10.45	$1.05	$11.50	EACH
Participant Must be Over 50 Years of Age						
Individual Exercise Consultant						
Exercise Consultant (1.25 hours)	N	$99.00	$93.64	$9.36	$103.00	VISIT

continued on next page ...

Name	Policy Code	Year 25/26 Fee (incl. GST)	Year 26/27 Fee (excl. GST)	GST	Fee (incl. GST)	Unit
Individual Exercise Consultant [continued]						
Individual Exercise Program/ Upgrade (45 mins)	N	$64.50	$60.91	$6.09	$67.00	VISIT
Exercise Assessment/ Follow Up (30 mins)	N	$45.00	$42.27	$4.23	$46.50	VISIT
Group Fitness Room Hire (Prairiewood and Fairfield)						
Casual Hire	N	$110.50	$104.55	$10.45	$115.00	HOUR
Permanent Booking	N	$76.00	$72.73	$7.27	$80.00	HOUR
Minimum – Once a Week for 3 Months						
Childminding – Ages 8 Weeks to 5 years						
Members – Per child Per Visit	N	$4.50	$4.55	$0.45	$5.00	VISIT
20 Visit Pass Member	N	$47.50	$45.45	$4.55	$50.00	20 ENTRY
Valid for 12 months from date of purchase						
Casual – 1st Child Per Visit	N	$6.50	$6.36	$0.64	$7.00	VISIT
Family Rate – 2nd & 3rd Child Per Visit	N	$6.00	$5.45	$0.55	$6.00	VISIT
10 Visit Pass – Casuals	N	$47.50	$45.45	$4.55	$50.00	10 VISITS
For Casuals						
Personal Training						
Personal Training						
1/2 Hour Sessions	N	$49.00	$46.36	$4.64	$51.00	SESSION
5 x 1/2 Hour Sessions	N	$230.50	$220.45	$22.05	$242.50	Each
10 x 1/2 Hour Sessions	N	$439.00	$417.27	$41.73	$459.00	SESSION
20 x 1/2 Hour Session	N	$807.50	$788.18	$78.82	$867.00	Each
45 Minute Session	N	$62.50	$59.09	$5.91	$65.00	EACH
45 Minute Session 5 pack	N	$297.50	$280.45	$28.05	$308.50	EACH
45 Minute Session 10 Pack	N	$575.00	$531.82	$53.18	$585.00	EACH
45 Minute Session 20 pack	N	$1,076.50	$1,004.55	$100.45	$1,105.00	EACH
1 Session (1hr)	N	$74.00	$70.00	$7.00	$77.00	SESSION
5 Sessions (1hr)	N	$355.50	$332.27	$33.23	$365.50	SESSION
10 Sessions (1hr)	N	$684.50	$630.00	$63.00	$693.00	SESSION
20 Sessions (1hr)	N	$1,316.50	$1,196.82	$119.68	$1,316.50	EACH
Group PT (min 4 to max 8) 1hour	N	$20.50	$19.55	$1.95	$21.50	EACH
Min 4 Individuals						
Group PT 10 Pack	N	$175.50	$165.91	$16.59	$182.50	EACH
Triple Pack – One-time introductory offer only	N	$115.00	$108.64	$10.86	$119.50	EACH
3 x Half Hour Sessions						
Triple Pack - One-time introductory offer only	N	$186.50	$175.00	$17.50	$192.50	EACH
3 x 1 Hour Sessions						
Rehabilitation						
Aquatherapy Class						
Individual Casual	N	$22.00	$20.91	$2.09	$23.00	SESSION
Centre Member	N	$9.50	$9.09	$0.91	$10.00	EACH
10 Sessions – Non member	N	$175.00	$165.45	$16.55	$182.00	SESSION
Private Session – 1 Client to Therapist (30 mins)	N	$88.00	$83.18	$8.32	$91.50	EACH

continued on next page ...

Name	Policy Code	Year 25/26 Fee (incl. GST)	Year 26/27 Fee (excl. GST)	GST	Fee (incl. GST)	Unit
Aquatherapy Class *[continued]*						
Initial Consultation (30 mins)	N	$88.00	$83.18	$8.32	$91.50	EACH
1 Month Rehab Membership	N	$245.00	$222.73	$22.27	$245.00	EACH
6 Month Rehab Membership	N	$725.00	$679.55	$67.95	$747.50	EACH
3 Month Rehab Membership	N	$495.00	$450.00	$45.00	$495.00	EACH
12 Month Rehab Membership	N	$1,175.00	$1,138.18	$113.82	$1,252.00	EACH
External Rehab Provider Fee	N	$24.00	$22.73	$2.27	$25.00	EACH
$18 per Client						
Dry Rec Programs						
Bootcamp						
Community Groups – Up to 25 Clients	N	$106.00	$100.45	$10.05	$110.50	EACH
Disabled Groups	N	$78.50	$74.09	$7.41	$81.50	EACH
Maximum of 10 per group						
8 Week Challenge	N	$330.00	$312.27	$31.23	$343.50	EACH
Member						
Gen Z Junior Timetable/Membership – 10 Weeks Per term 13 to 17 year olds	N	$90.00	$85.00	$8.50	$93.50	EACH
Membership – Group Classes and Pool – Per month membership						
Active Kids Term Program (1 day per week)	N	$90.00	$84.55	$8.45	$93.00	Per Day
Wednesday and Friday - Program is Per Term.						
School Holidays						
Casual School Holiday Per Day	N	$68.00	$64.55	$6.45	$71.00	EACH
Membership Fees						
All memberships include access to all three Centres (Cabravale, Fairfield, Prairiewood) and use of gym, group fitness classes, pool and sauna/steam; and Exercise Consultation.						
Youth Membership 3 Months	N	$199.00	$190.91	$19.09	$210.00	EACH
Available to youth 16, 17 & 18 years old at time of joining.						
Use all centre facilities in line with Kids in Gym Policy and standard FCC procedures.						
Leisure Connect – 12 Months	N	$1,150.00	$1,090.00	$109.00	$1,199.00	ANNUAL
Paid in full at time of joining.						
Leisure Connect– 12 Months Renewal Rate	N	$1,070.00	$1,013.64	$101.36	$1,115.00	ANNUAL
Available to current members / recently expired within 14 days.						
Six Week Starter Membership	N	$349.00	$331.82	$33.18	$365.00	6 WEEKS
Also includes 6 x 1/2hr Personal Training sessions.						
Seniors Membership	N	$67.50	$63.18	$6.32	$69.50	Per Month
Available to new members 65 years+						
Cardiac/Chronic Disease Management (CDM) Membership	N	$67.50	$63.18	$6.32	$69.50	Per Month
Must be referred by a doctor or hospital and subject to Centre approval.						

Name	Policy Code	Year 25/26 Fee (incl. GST)	Year 26/27 Fee (excl. GST)	GST	Fee (incl. GST)	Unit
Weekly Debit Membership						
Leisure Connect (minimum 6 months)	N	$19.95	$20.86	$2.09	$22.95	Weekly
Minimum 52 weekly debit payments.						
Joining Fee - Leisure Connect	N	$99.00	$100.00	$10.00	$110.00	Each
Once off fee at time of joining.						
Leisure Connect (Flexi-Fit – 'no contract')	N	$24.95	$23.59	$2.36	$25.95	Weekly
14 days notice to cancel.						
Corporate Membership	N	$13.50	$12.68	$1.27	$13.95	Weekly
Employees of organisations with minimum 1000 employees. Minimum 52 weekly debit payments.						
Membership Fees						
Corporate Membership Monday to Friday						
12 M Corporate 1,000 plus employees	N	$650.00	$613.64	$61.36	$675.00	ANNUAL
Fairfield Leisure Centre						
Fees may be adjusted for marketing or promotional purposes						
All day hire of Cabana	N	$220.00	$209.09	$20.91	$230.00	DAY
Hire of Club House						
Rate Per Hour	N	$60.00	$57.27	$5.73	$63.00	HOUR
Day Fee – School Groups Only	N	$60.00	$59.09	$5.91	$65.00	DAY
9am to 4pm						
Hall Hire – Badminton, Volleyball, Soccer, Basketball						
Whole Hall Per Hour	N	$96.50	$91.36	$9.14	$100.50	HOUR
Minimum Booking One Hour						
Half Hall Per Hour	N	$62.50	$59.09	$5.91	$65.00	HOUR
Minimum Booking One Hour						
Quarter Hall – Badminton	N	$33.00	$31.36	$3.14	$34.50	HOUR
Minimum Booking One Hour						
Casual Hire Per Person Per Hour	N	$8.00	$7.73	$0.77	$8.50	HOUR
Maximum of 4 people						
Function Hire/Sports Hall						
During Operating Hours	N	$131.50	$124.55	$12.45	$137.00	HOUR
Cleaning Fee Applies						
Outside Operating Hours	N	$186.50	$176.36	$17.64	$194.00	HOUR
Cleaning	N	$88.00	$83.18	$8.32	$91.50	HOUR
Disabled Sporting Groups						
Whole Hall Per Hour	N	$46.00	$43.64	$4.36	$48.00	HOUR

Name	Policy Code	Year 25/26 Fee (incl. GST)	Year 26/27 Fee (excl. GST)	GST	Fee (incl. GST)	Unit
Squash Courts						
Per Hour	N	$21.50	$20.45	$2.05	$22.50	HOUR
Minimum 1 Hour						

Prairiewood Leisure Centre

Fees may be adjusted for marketing or promotional purposes

Water Park

Fees may be adjusted for marketing or promotional purposes.
Aquatopia Public Holiday surcharge of 10% on all fees.

Cabana 1, 2, 6, 7 and 8	N	$420.00	$381.82	$38.18	$420.00	Each
Off-peak season (February - April and September - early December). Includes: 22 ride bands/ entry tickets (for 6yrs +) and use of small cooler fridge (standard size cake), fan, access to bbq & picnic table. If not left tidy or damages, an invoice will be will be sent to the hirer.						
Cabana 1, 2, 6, 7 and 8	N	$420.00	$381.82	$38.18	$420.00	Each
Peak season - Summer school holiday period. Includes: 17 ride bands, nil spectators and use of small cooler fridge, fan, access to bbq & picnic table.						
Hilltop cabanas 15,16,17,18,19 & 23	N	$380.00	$345.45	$34.55	$380.00	Each
Off-peak season (February - April and September - early December). Includes: 20 ride bands and use of small cooler fridge, fan, access to bbq & picnic table.						
Hilltop cabanas 15,16,17,18,19 & 23	N	$380.00	$345.45	$34.55	$380.00	Each
Peak season - Summer school holiday period. Includes: 16 ride bands and use of small cooler fridge, fan, access to bbq & picnic table.						
Hilltop cabanas 20,21 & 22	N	$320.00	$345.45	$34.55	$380.00	Each
Off-peak season (February - April and September - early December). Includes: 18 ride bands and use of small cooler fridge, fan and picnic table.						
Hilltop cabanas 20,21 & 22	N	$320.00	$345.45	$34.55	$380.00	Each
Peak season - Summer school holiday period. Includes: 16 ride bands and use of small cooler fridge, fan & picnic table.						
Lockers - Yellow Box	N	Online Booking Service including booking fee.				Each
Shelter A	N	$170.00	$154.55	$15.45	$170.00	Each
Includes 8 ride bands.						
Shelter B	N	$230.00	$209.09	$20.91	$230.00	Each
Includes 12 ride bands.						
Shelter C, D & E	N	$240.00	$218.18	$21.82	$240.00	Each
Includes 12 ride bands.						
Two Free resident only days per year. A token entry fee of $2 may be charged for these sessions	N					Per Year
Two Free resident only days per year. A token entry fee of $2 may be charged for these sessions.						
Wave pool cabanas	N	$499.00	$453.64	$45.36	$499.00	Each
Off-peak season (February - April and September - early December). Includes: 24 ride bands use of fridge, fan, access to bbq, picnic table and locker. Additional offerings may include 20 pack of ice-creams/ 24 pack of zooper doopers, chilled water dispenser in bbq area (need to bring own refillable bottles) and self service coffee facilities (bring own coffee pods).						

continued on next page ...

Name	Policy Code	Year 25/26 Fee (incl. GST)	Year 26/27 Fee (excl. GST)	Year 26/27 GST	Year 26/27 Fee (incl. GST)	Unit
Water Park [continued]						
Wave pool cabanas	N	$499.00	$453.64	$45.36	$499.00	Each
Peak season - Summer school holiday period. Includes: 20 ride bands and use of fridge, fan, access to bbq and picnic table. Additional offerings may include 20 pack ice-creams/ 24 pack zooper doopers, chilled water dispenser in bbq area (must bring own refillable bottles) and self service coffee facilities (must bring own coffee pods).						
Wave rider cabanas - 9, 10 and 11	N	$500.00	$445.45	$44.55	$490.00	Each
Peak season - Summer school holiday period. Includes: 22 ride bands plus 4 spectators and use of small cooler fridge, fan, access to bbq & picnic table.						
Wave rider cabanas - 9, 10 and 11	N	$500.00	$445.45	$44.55	$490.00	Each
Off-peak season (February - April and September - November). Includes: 26 ride bands and use of small cooler fridge, fan, access to bbq & picnic table.						
Stingray Surf Rider – Group of 4 riders for 30 Minutes	N	$90.00	$82.73	$8.27	$91.00	30 MINUTES
General Group session rides (fee is in addition to Leisure Centre and Water Park Entry)						
Single Entry to Water Park – FCC Resident	N	$17.00	$15.45	$1.55	$17.00	EACH
• 33 - 5 year olds (must be accompanied at all times by a paying adult) is $10. Fee may be adjusted for marketing or promotion purposes. Public Holiday – Surcharge of 20% (Boxing Day, New Years day).						
Single Entry to Water Park – Non Resident	N	$20.00	$18.18	$1.82	$20.00	EACH
• 33 - 5 year olds (must be accompanied at all times by a paying adult) is $10. Fee may be adjusted for marketing or promotion purposes. Public Holiday – Surcharge of 20% (Boxing Day, New Years day).						
Single Entry to Water Park - Children 3 years - 5 years	N	$10.00	$9.09	$0.91	$10.00	Each
Single Entry Water Park - Residents and Non Residents (March & April)	N	$16.00	$14.55	$1.45	$16.00	Each
Water Park Corporate Event		$20,000.00	$19,090.91	$1,909.09	$21,000.00	EACH
Corporate weekend hire of whole of facility during off-peak season.						
Water Park Not-For-Profit Event		$18,000.00	$17,272.73	$1,727.27	$19,000.00	EACH
Not-for-profit weekend hire of whole facility during off-peak season or corprate weekday hire						
Water Park Private Functions (not including Stingray or Wave Pool)	N	$4,150.00	$4,545.45	$454.55	$5,000.00	3 HOURS
Water Park School Groups and all upgrades (not including Stingray or Wave Pool)	N	$10.00	$9.09	$0.91	$10.00	EACH
Minimum of 250 people for school booking at cost of $1,625						
Water Park Entry Family	N	$72.00	$65.45	$6.55	$72.00	EACH
2 adults, 2 children or 1 adult 3 children. All fees and offerings/ inclusions may change for marketing reasons.						
Water Park Entry Family Local Residents	N	$68.00	$61.82	$6.18	$68.00	EACH
2 adults, 2 children or 1 adult 3 children. Proof required for LGA. All fees and offerings/ inclusions may change for marketing reasons.						
School Group 3 Hours excluding Wave Rider – Aqua tower, Splash Pool and 10m Slides	N	$10.00	$10.00	$1.00	$11.00	EACH
Min 250 Paying Students. Excludes Stingray and Wave Pool School Group 3 Hours excluding Wave Rider -Incudes Aqua Tower,Splash Pool and 10m Slides.						

continued on next page ...

Name	Policy Code	Year 25/26 Fee (incl. GST)	Year 26/27 Fee (excl. GST)	Year 26/27 GST	Year 26/27 Fee (incl. GST)	Unit
Water Park [continued]						
School Group 3 Hours including Wave Rider – Choose a mixture of 20m/10m Slides	N	$12.00	$11.82	$1.18	$13.00	EACH
Min 250 Paying Students						
Carnivals - Tower and splash pads	N	$200.00	$200.00	$20.00	$220.00	HOUR
Carnivals -Tower and Splash Pads						
School Group 3 Hours includes - Aquatopia 10m & 20m Slides & Wave Rider	N	$13.46	$12.61	$1.26	$13.87	EACH
Min 250Paying Students. Includes 10m, 20m slides and Wave Rider						
School Group 3 Hours includes Wave Rider	N	$12.00	$11.82	$1.18	$13.00	EACH
Min 250 Paying Students Includes Wave Rider						
School Group 4 Hours -Aquatopia includes Wave Rider	N	$14.00	$13.64	$1.36	$15.00	EACH
Min 250 Paying Students.Including Aquatopia and Wave Rider						
School Group 4 Hours excluding Wave Rider – Aqua tower, Splash Pool and 10m Slides	N	$12.00	$11.82	$1.18	$13.00	EACH
Min 250 Paying Students. Excludes Sting Ray and Wave Pool.						
School Group 4 Hours includes - Aquatopia 10m & 20m Slides & Wave Rider	N	$15.53	$14.55	$1.45	$16.00	EACH
Min 250 Paying Students. Includes Aquatopia 10m,20m Slides and Wave Rider						
School Group 5 Hours -Aquatopia includes Wave Rider	N	$15.50	$14.55	$1.45	$16.00	EACH
Min 250 Paying Students. Including Aquatopia and Wave Pool						
School Group 5 Hours includes - Aquatopia 10m & 20m Slides & Wave Rider	N	$17.50	$16.36	$1.64	$18.00	EACH
Min 250 Paying Students. Includes Aquatopia 10m,20m Slides and Wave Pool						
School Group 4 hours including Wave Rider – Choose a mixture of 20m/10m Slides	N	$14.00	$13.64	$1.36	$15.00	EACH
Min 250 Paying Students						
School Group 5 Hours excluding Wave Rider – Aqua tower, Splash Pool and 10m Slides	N	$14.00	$13.64	$1.36	$15.00	EACH
Min 250 Paying Students. Excludes Sting Ray and Wave Pool.						
School Group 5 Hours including Wave Rider – Choose a mixture of 20m/10m Slides	N	$16.00	$15.45	$1.55	$17.00	EACH
Min 250 Paying Students						
Multi 5 Visits Pass – Locals Only	N	$72.00	$68.18	$6.82	$75.00	EACH
Identification must be shown on entry						
Wave Rider Parties – 16 Riders (plus 10 spectators) 45 minutes exclusive use of wave rider	N	$390.00	$363.64	$36.36	$400.00	SESSION
Includes Cabana use 2 hours and two Rider Supervisors (Mon – Fri only) 10 Spectators at $5.00 each.						
Sports Club Group Booking – Off Peak (Sept, Oct, Mar and Apr)	N	$1,690.00	$1,590.91	$159.09	$1,750.00	BOOKING
Minimum 120 people (up to maximum 500 people). Fee includes 3 Large cabanas, 120 ride bands and 240 spectators (parents). Additional customer/ ride band passes at the rate of $15.00 per person. Bond of $600 applies upon booking.						

continued on next page ...

Name	Policy Code	Year 25/26 Fee (incl. GST)	Year 26/27 Fee (excl. GST)	GST	Fee (incl. GST)	Unit
Water Park [continued]						
Other Group Bookings Large – Off Peak (Sept, Oct, Mar and Apr)	N	$3,540.50	$3,318.18	$331.82	$3,650.00	BOOKING
Minimum 300 people (up to maximum 500 people). Fee includes 3 large cabanas, 165 ride bands and 135 spectators. Additional customers pay standard rate $17.00 per person. Bond of $600 applies upon booking.						
Other Group Bookings Medium – Off Peak (Sept, Oct, Mar and Apr)	N	$2,840.00	$2,677.27	$267.73	$2,945.00	BOOKING
Minimum 242 people (up to maximum 250). Fee includes 3 medium cabanas, 130 ride bands and 112 spectators. Additional customers pay standard rate $15.00 per person. Bond of $600 applies upon booking.						
Aquatopia Private Function Booking/ Function out of normal hours (Mon-Fri) or on off peak weekends only (whole of site maximum 6 hours)	N			Price on Application		BOOKING
Can include a number of different ride options/ combinations to be determined and priced accordingly						
Vertical climb	N	$16.00	$15.91	$1.59	$17.50	Per Person
Outdoor Ice Skating Rink						
First person	N	$12.50	$11.82	$1.18	$13.00	HOUR
Two people	N	$19.00	$18.18	$1.82	$20.00	HOUR
Three family members	N	$26.00	$24.55	$2.45	$27.00	HOUR
Cabravale Leisure Centre						
Fees may be adjusted for marketing or promotional purposes						
Room Hire						
Eric Bedford Room						
Up to 4 hours	C	$285.50	$270.00	$27.00	$297.00	4 HOURS
Room Hire Only						
4 – 8 hours	C	$337.50	$320.00	$32.00	$352.00	4-8 HOURS
Board Room (Room 2)						
Hourly	C	$88.00	$83.64	$8.36	$92.00	HOUR
Up to 4 hours	C	$202.50	$191.82	$19.18	$211.00	4 HOURS
4 – 8 hours	C	$263.50	$250.00	$25.00	$275.00	4-8 HOURS
Sessional Room (Room 3)						
Hourly	C	$80.50	$76.36	$7.64	$84.00	HOUR
Up to 4 hours	C	$128.50	$121.82	$12.18	$134.00	4 HOURS
4 – 8 hours	C	$232.00	$220.00	$22.00	$242.00	4-8 HOURS
Group Fitness Program Room						
Up to 4 hours	C	$290.50	$274.55	$27.45	$302.00	4 HOURS

continued on next page ...

Name	Policy Code	Year 25/26 Fee (incl. GST)	Year 26/27 Fee (excl. GST)	GST	Fee (incl. GST)	Unit
Group Fitness Program Room *[continued]*						
4 – 8 hours	C	$454.00	$429.09	$42.91	$472.00	4-8 HOURS
Permanent Booking Group Fitness Room Per Hour	C	$127.50	$120.91	$12.09	$133.00	HOUR
Minimum – Once a Week for 3 Months						
Computer Training Room						
Up to 4 hours	C	$285.50	$270.00	$27.00	$297.00	4 HOURS
4 – 8 hours	C	$454.50	$430.00	$43.00	$473.00	4-8 HOURS
Courtyard						
Up to 4 hours	C	$271.50	$256.82	$25.68	$282.50	4 HOURS
4 – 8 hours	C	$418.00	$395.45	$39.55	$435.00	4-8 HOURS
Consultation Rooms						
Casual Hire 4 - 8 Hours (Per Suite)	C	$227.50	$213.64	$21.36	$235.00	Per Suite
Regular Hire 4 - 8 Hours (Per Suite)	C	$383.00	$359.09	$35.91	$395.00	Per Week
Minimum 6 months						
Regular Hire 4 - 8 Hours (Per Suite)	C	$376.50	$352.73	$35.27	$388.00	Per Week
Hire for 12 months						
Showground Complex						
Fees may be adjusted for marketing or promotional purposes						
Entire Showground Complex – 7a						
Hire of Equipment- Chairs		$1.80	$1.82	$0.18	$2.00	DAY
Rate per chair per Day						
Hire of Equipment- Tables		$8.00	$7.28	$0.73	$8.00	DAY
Rate Per Table Per Day						
Showground Complex – Entire (undercover or field area) one only	C	$6,900.00	$7,272.73	$727.27	$8,000.00	DAY
Fee is for either undercover awning area or festival arena. If both areas used fee is double. Prices for concerts and commercial events may vary depending on type of event. Percentage of tickets sales may also be included in cost of hire to be determined by Council. Fee may be by negotiation and may include a percentage of gate entry fees.						
Cleaning Bond	C	$2,200.00	$2,200.00	$0.00	$2,200.00	BOOKING
GST Applicable Bond Retained						
Operation Bond	C	$2,200.00	$2,200.00	$0.00	$2,200.00	BOOKING
GST Applicable Bond Retained						
Set Up Fee	C	$139.50	$131.82	$13.18	$145.00	DAY
Markets Relocation Fee	C	$25,843.50	$24,457.27	$2,445.73	$26,903.00	EACH
School Cross Country	C	$1.50	$1.36	$0.14	$1.50	EACH
$1 per student.						

continued on next page ...

Name	Policy Code	Year 25/26 Fee (incl. GST)	Year 26/27 Fee (excl. GST)	Year 26/27 GST	Year 26/27 Fee (incl. GST)	Unit
Entire Showground Complex – 7a [continued]						
Pack down and reinstate Mobile Stage	C	$2,200.00	$2,081.82	$208.18	$2,290.00	HIRE
Includes after hours pack down and reinstate stage to original form. This fee applies when customer requests for stage to be removed.						
Mobile Stage Hire	C	$1,100.00	$1,040.91	$104.09	$1,145.00	HIRE
First year offer – Discounted fee: New awning area						
External Stage Hire - FLG Only	C	$3,300.00	$3,181.82	$318.18	$3,500.00	HIRE
Fairfield Local Government Area Only						
Engraved Pavers – Double Pavers Cost Recovery	C				Market Value	EACH
Engraved Pavers – Single Paver Cost Recovery	C				Market Value	EACH
Bond For External Stage Hire	C	$581.50	$600.00	$0.00	$600.00	HIRE
GST Applicable Bond Retained						
Standalone Small Awning (Event Square)	C	$2,900.00	$2,772.73	$277.27	$3,050.00	4-8 HOURS
Festival Square - if booked as extension to existing awning bookinig $1,000 hire fee.						
Exhibition Hall						
Hire	C	$720.00	$681.36	$68.14	$749.50	DAY
Bond	C	$575.00	$600.00	$0.00	$600.00	DAY
GST Applicable Bond Retained						
Internal Showground Complex						
Hire	C	$3,900.00	$3,636.36	$363.64	$4,000.00	DAY
For Car shows and corporate Christmas events or similar. Not using the whole site.						
Cleaning Bond	C	$1,100.00	$1,100.00	$0.00	$1,100.00	BOOKING
GST Applicable Bond Retained						
Operation Bond	C	$1,100.00	$1,100.00	$0.00	$1,100.00	BOOKING
GST Applicable Bond Retained						
Set Up Fee	C	$139.50	$131.82	$13.18	$145.00	DAY
Internal Showground Complex mid week hire – half day	C	$1,970.00	$1,818.18	$181.82	$2,000.00	HALF DAY
Mid week half day events ie Markets, food festivals, religious events or similar.						
Synthetic Playing Field						
Commercial – Field Hire – Full Field	C	$220.00	$209.09	$20.91	$230.00	HOUR
Local NFP – Casual Field Hire – Full Field	C	$150.00	$140.91	$14.09	$155.00	HOUR
Local NFP – Seasonal (3 Month) Field Hire – Full Field	C	$125.00	$118.18	$11.82	$130.00	HOUR
Lights – additional fee – 200 lux	C	$23.00	$21.82	$2.18	$24.00	HOUR
Five-a-side competition – Team fee	C	$60.50	$59.09	$5.91	$65.00	EACH
Cleaning and damages bond ($500) and Key Deposit ($100)	C	$700.00	$636.36	$63.64	$700.00	SESSION
Commercial – Field Hire – 1/2 Field	C	$120.50	$113.64	$11.36	$125.00	HOUR
Local NFP – Casual 1/2 Field	C	$82.50	$78.18	$7.82	$86.00	HOUR
Local NFP – Seasonal (3 month) 1/2 Field	C	$71.00	$67.27	$6.73	$74.00	HOUR
Storage Cage rental (3 months)	C	$71.00	$67.27	$6.73	$74.00	WEEK
Local NFP – Casual 1/4 field	C	$49.00	$46.36	$4.64	$51.00	HOUR

continued on next page ...

Name	Policy Code	Year 25/26 Fee (incl. GST)	Year 26/27 Fee (excl. GST)	GST	Fee (incl. GST)	Unit
Synthetic Playing Field [continued]						
Local NFP – Seasonal (3 month) 1/4 field	C	$38.50	$36.36	$3.64	$40.00	HOUR
Commercial – Field Hire – 1/4 Field	C	$71.00	$67.27	$6.73	$74.00	HOUR
Turf Football Fields						
Lights – additional fee – 200 lux	C	$23.00	$22.73	$2.27	$25.00	HOUR
Cleaning and damages bond ($500) and Key Deposit ($100)	C	$1,100.00	$1,150.00	$0.00	$1,150.00	SESSION
Grandstand/Pavilion						
Community Room - Not Exceeding 8 Hours						
Hire	C	$940.00	$863.64	$86.36	$950.00	Per Day
Hourly Rate	C	$172.50	$181.82	$18.18	$200.00	Per Hour
Bond	C	$850.00	$850.00	$0.00	$850.00	Booking
GST Applicable Bond Retained						
Hire - Internal or Mid Week	C	$576.00	$636.36	$63.64	$700.00	Booking
VIP Suites - Not Exceeding 8 Hours						
Hire	C	$330.00	$318.18	$31.82	$350.00	Per Hire
Bond	C	$560.00	$550.00	$0.00	$550.00	Booking
Parklands Function Centre						
Fees may be adjusted for marketing or promotional purposes						
Red Gum Room – Not Exceeding 8 Hours						
Hire	C	$1,100.00	$1,045.45	$104.55	$1,150.00	DAY
Hourly Rate	N	$198.50	$227.27	$22.73	$250.00	HOUR
Bond	C	$850.00	$850.00	$0.00	$850.00	DAY
GST Applicable Bond Retained						
Hire – Internal Mid Week	P	$585.00	$636.36	$63.64	$700.00	BOOKING
Fee applies to internal FCC bookings.						
Sunday Levy Applies	C	$350.00	$318.18	$31.82	$350.00	BOOKING
Commercial Rate (includes pay for entry bookings & BYO)	C	$1,800.00	$1,636.36	$163.64	$1,800.00	BOOKING
Cumberland Room – Not Exceeding 8 Hours						
Cumberland Room - Not Exceeding 8 Hours						
Hire	C	$940.00	$863.64	$86.36	$950.00	DAY
Hourly Rate	N	$175.50	$181.82	$18.18	$200.00	HOUR
Bond	C	$850.00	$850.00	$0.00	$850.00	DAY
GST Applicable Bond Retained						
Hire – Internal Mid Week	P	$585.00	$636.36	$63.64	$700.00	BOOKING
Internal mid week hire includes FCC meetings.						
Sunday Levy Applies	C	$350.00	$318.18	$31.82	$350.00	BOOKING
Commercial Rate (includes pay for entry bookings & BYO)	C	$1,800.00	$1,636.36	$163.64	$1,800.00	BOOKING

Name	Policy Code	Year 25/26 Fee (incl. GST)	Year 26/27 Fee (excl. GST)	Year 26/27 GST	Year 26/27 Fee (incl. GST)	Unit
Directors Room – Not Exceeding 8 Hours						
Directors Room – Not Exceeding 8 Hours	P	$407.00	$409.09	$40.91	$450.00	HIRE
Fee is applicable for internal hire as well as external.						
Bond	C	$560.00	$550.00	$0.00	$550.00	DAY
GST Applicable Bond Retained						
Sunday Levy Applies	C	$350.00	$318.18	$31.82	$350.00	BOOKING
Commercial Rate (includes pay for entry bookings & BYO)	C	$1,800.00	$1,636.36	$163.64	$1,800.00	BOOKING
Ground Floor – Not Exceeding 8 Hours						
Hire	C	$940.00	$863.64	$86.36	$950.00	DAY
Bond	C	$850.00	$850.00	$0.00	$850.00	DAY
GST Applicable Bond Retained						
Ground Floor – hourly rate	P	$175.50	$181.82	$18.18	$200.00	HOUR
Hire – Internal mid week	P	$585.00	$636.36	$63.64	$700.00	BOOKING
Sunday Levy Applies	C	$350.00	$318.18	$31.82	$350.00	BOOKING
Commercial Rate (includes pay for entry bookings & BYO)	C	$1,800.00	$1,636.36	$163.64	$1,800.00	BOOKING
Showground Pavilion						
Fees may be adjusted for marketing or promotional purposes.						
Alan Young Room - Not Exceeding 8 Hours						
25% surcharge applies for Sunday hires.						
Hire	C	$940.00	$863.64	$86.36	$950.00	BOOKING
Hourly Rate	N	$175.50	$181.82	$18.18	$200.00	BOOKING
Bond	C	$850.00	$850.00	$0.00	$850.00	BOOKING
GST applicable bond retained.						
Hire - internal mid week	P	$585.00	$636.36	$63.64	$700.00	BOOKING
Sunday Levy Applies	C	$350.00	$318.18	$31.82	$350.00	BOOKING
Commercial Rate (includes pay for entry bookings & BYO)	C	$1,800.00	$1,636.36	$163.64	$1,800.00	BOOKING
Corporate Rooms 1 - 5						
Fee per room.						
Hire Casual (not exceeding 8 hours)	C	$320.00	$318.18	$31.82	$350.00	BOOKING
Hire Regular	C	$330.00	$300.00	$30.00	$330.00	BOOKING
Bond	C	$560.00	$550.00	$0.00	$550.00	BOOKING
Sunday Levy Applies	C	$350.00	$318.18	$31.82	$350.00	BOOKING
Commercial Rate (includes pay for entry bookings & BYO)	C	$1,800.00	$1,636.36	$163.64	$1,800.00	BOOKING
Ticket Box - Standalone Hire						
Hire	C	$375.00	$345.91	$34.59	$380.50	BOOKING
Bond	C	$530.00	$550.00	$0.00	$550.00	BOOKING
Sunday Levy Applies	C	$350.00	$318.18	$31.82	$350.00	BOOKING

continued on next page ...

Name	Policy Code	Year 25/26 Fee (incl. GST)	Year 26/27 Fee (excl. GST)	Year 26/27 GST	Year 26/27 Fee (incl. GST)	Unit
Ticket Box - Standalone Hire [continued]						
Commercial Rate (includes pay for entry bookings & BYO)	C	$1,800.00	$1,636.36	$163.64	$1,800.00	BOOKING
Kiosk - Standalone Hire						
Hire	C	$400.00	$363.64	$36.36	$400.00	BOOKING
Bond	C	$500.00	$550.00	$0.00	$550.00	BOOKING
Sunday Levy Applies	C	$350.00	$318.18	$31.82	$350.00	BOOKING
Commercial Rate (includes pay for entry bookings & BYO)	C	$1,800.00	$1,636.36	$163.64	$1,800.00	BOOKING
Ground Floor - Change rooms, rehab, etc						
Hire	C	$1,000.00	$909.09	$90.91	$1,000.00	BOOKING
Bond	C	$500.00	$500.00	$0.00	$500.00	BOOKING
Sunday Levy Applies	C	$350.00	$318.18	$31.82	$350.00	BOOKING
Commercial Rate (includes pay for entry bookings & BYO)	C	$1,800.00	$1,636.36	$163.64	$1,800.00	BOOKING
Fairfield Showground Markets						
Fees may be adjusted for marketing or promotional purposes						
Non-Specified period						
Standard Stall Site	P	$60.00	$56.36	$5.64	$62.00	DAY
Standard Stall Site with Power	P	$63.00	$59.09	$5.91	$65.00	DAY
Food Van Sites	P	$140.00	$131.82	$13.18	$145.00	DAY
Casual Stall Sites	P	$70.00	$68.18	$6.82	$75.00	DAY
Ice Cream Van	P	$110.00	$104.55	$10.45	$115.00	DAY
Deerbush Relocation Trading Days						
Standard Stall Site	P	$61.00	$57.73	$5.77	$63.50	DAY
Dog Show Rings						
Minimum Hire Rate – 3 Rings Per Day – Includes Office and PA System	N	$140.00	$131.82	$13.18	$145.00	DAY
Show Rings – Per Ring Per Day	N	$47.00	$44.55	$4.45	$49.00	DAY
Deposit Show Rings	N	$59.00	$54.55	$5.45	$60.00	DAY
GST Applicable Deposit Retained						
All Rings, PA System and Office	N	$364.00	$344.55	$34.45	$379.00	DAY
Clubs	N	$118.00	$111.82	$11.18	$123.00	DAY
Field Hire Charge when lighting required e.g. Dog Training with lights	N	$367.00	$347.27	$34.73	$382.00	DAY
Per Day for the Season						
Golf Course						
Fees may be adjusted for Marketing or Promotional Purposes.						
Golf Lessons - Professional (To be negotiated and market tested)		Golf Lessons - Professional (To be negotiated and market tested)				EACH
Golf Lessons - Professional (to be negotiated and market tested)						

continued on next page ...

Name	Policy Code	Year 25/26 Fee (incl. GST)	Year 26/27 Fee (excl. GST)	GST	Fee (incl. GST)	Unit
Golf Course [continued]						
Golf Lessons on Shift - (To be negotiated, advertised and market tested)		Golf Lessons on Shift - (To be negotiated, advertised and market tested)				EACH
Golf Lesson On Shift - (to be negotiated, advertised and market tested)						
Group / School / Programs Golf Lessons - to be negotiated		Group / School / Programs Golf Lessons - to be negotiated				EACH
Group / School / Program Golf Lessons - to be negotiated						
Members playing Competition	N	$21.00	$20.00	$2.00	$22.00	18 HOLES
Member Social after 3pm pay $4 green fee						
Junior Member (under 18 years)	N	$5.00	$7.27	$0.73	$8.00	EACH
3 Month Membership		$0.00	$118.18	$11.82	$130.00	EACH
3 Month Membership						
Small Bucket of Balls		$0.00	$10.91	$1.09	$12.00	EACH
Small Bucket of Balls						
Green Fees at Weekend and Public Holidays						
18 Holes	N	$31.00	$29.09	$2.91	$32.00	18 HOLES
9 Holes	N	$23.00	$22.73	$2.27	$25.00	9 HOLES
Green Fees Mid Week						
18 Holes	N	$26.00	$24.55	$2.45	$27.00	18 HOLES
9 Holes	N	$19.00	$18.18	$1.82	$20.00	9 HOLES
Pensioners Flat Rate – 9 or 18 Holes	N	$15.00	$14.55	$1.45	$16.00	EACH
Proof must be shown. Only Centrelink Pensioner Concession Card.						
School Student / Senior Flat Rate	N	$18.00	$18.18	$1.82	$20.00	18 HOLES
Junior Clinics / Memberships	N	$76.00	$72.73	$7.27	$80.00	EACH
Children under 18 years & once a junior member green fee = $3						
Members – 12 Months	N	$440.00	$413.64	$41.36	$455.00	EACH
Members Social	N	$11.00	$10.91	$1.09	$12.00	EACH
Members Social Flat Rate Mid Week or Weekend & Public Holiday – $4 after 3pm						
Driving Range						
Golf Cart 18 Holes	N	$42.00	$40.91	$4.09	$45.00	EACH
Pull Buggy	N	$6.00	$6.36	$0.64	$7.00	EACH
Standard Bucket of Balls	N	$15.00	$15.45	$1.55	$17.00	EACH
Fairfield Youth and Community Centre						
Fees may be adjusted for marketing or promotional purposes						
Program Room 1 or 2						
Monday to Sunday						
Community	C	$19.00	$19.09	$1.91	$21.00	HOUR
This price is for the casual hire – regular hirers booking price is $14.00 per hour						
Commercial – Up to 3 Hours	C	$93.00	$87.27	$8.73	$96.00	BOOKING
Function Package 3 hours (Chill Zone only)		$0.00	$169.09	$16.91	$186.00	SESSION

Name	Policy Code	Year 25/26 Fee (incl. GST)	Year 26/27 Fee (excl. GST)	GST	Fee (incl. GST)	Unit
Recreation Hall						
Youth Services						
Monday to Thursday 3pm to 7pm	C	$66.00	$63.64	$6.36	$70.00	4 HOURS
Courts and Chillzone only (rooms not included).						
Friday 3pm to 9pm	C	$66.00	$63.64	$6.36	$70.00	BOOKING
Courts and Chillzone only (rooms not included).						
Saturday to Sunday 2pm to 6pm	C	$66.00	$63.64	$6.36	$70.00	BOOKING
Courts and Chillzone only (rooms not included).						
3 Hour Session Court Hire						
Sport Double Court	C	$197.50	$187.27	$18.73	$206.00	HOUR
Sport Full Court	C	$102.00	$96.36	$9.64	$106.00	HOUR
Sport Quarter Court (Badminton)	C	$35.00	$33.18	$3.32	$36.50	HOUR
Sport Half Court	C	$66.00	$62.27	$6.23	$68.50	HOUR
Casual court usage		$0.00	$7.27	$0.73	$8.00	SESSION
School Hire						
1 Hour session Per Court with Teacher facilitating activity	C	$8.00	$7.73	$0.77	$8.50	Per Person
Minimum 15 to Maximum 30 Students – No instructor						
Wall and Equipment Hire						
School Hire Combo – rock, tramp and one sports court (m 15)	N	$12.00	$11.82	$1.18	$13.00	EACH
7 Hour Hire						
Commercial Events - Additional Hours		$0.00	$207.27	$20.73	$228.00	SESSION
Commercial Events – Host (Monday to Saturday)		$0.00	$1,954.55	$195.45	$2,150.00	SESSION
Community Events	C	$836.00	$791.36	$79.14	$870.50	SESSION
Host Fee – 1 staff Sunday		$0.00	$550.00	$55.00	$605.00	SESSION
Commercial Events – Staff Supervised	C	$3,768.00	$3,565.91	$356.59	$3,922.50	SESSION
Youth Events	C	$512.50	$483.64	$48.36	$532.00	SESSION
Commercial Events – Host (Sunday)	C	$2,605.00	$2,462.73	$246.27	$2,709.00	SESSION
Host Fee - 1 Staff (Monday – Saturday)	C	$508.50	$477.27	$47.73	$525.00	SESSION
Disability Group						
Full Court (per hour)	C	$43.00	$40.91	$4.09	$45.00	HOUR
Party Hire						
3 Hour Session with Host						
Up to 10 Children	C	$413.50	$391.36	$39.14	$430.50	BOOKING
Up to 20 Children	C	$535.00	$506.36	$50.64	$557.00	BOOKING

Name	Policy Code	Year 25/26 Fee (incl. GST)	Year 26/27 Fee (excl. GST)	GST	Fee (incl. GST)	Unit
Rock Climbing Wall						
Wall and Equipment Hire						
Individual Session	C	$29.50	$27.73	$2.77	$30.50	SESSION
2 hour sessions providing own qualified/authorised facilitator						
Wall Equipment Hire plus Facilitator	C	$263.50	$249.55	$24.95	$274.50	SESSION
2 hour session						
Rock & Tramp Combo (Minimum 15 people) session	N	$12.50	$11.82	$1.18	$13.00	EACH
2 Hour Session						
Trampoline 25 Minute Session	C	$11.00	$10.91	$1.09	$12.00	EACH
Booking Required						
Bonds/Deposits						
Bond						
Stage hire		$0.00	$350.00	$0.00	$350.00	SESSION
Storage cage		$0.00	$80.00	$0.00	$80.00	MONTH
Bond	N	$800.00	$800.00	$0.00	$800.00	BOOKING
Key Deposit	N	$43.00	$45.00	$0.00	$45.00	EACH
City Finances						
Finance						
Corporate Financial Planning						
Dishonoured Payment Charges						
Administration and Processing Fee Charged on Payments Rejected by Bank	Q	$30.50	$32.00	$0.00	$32.00	EACH
Rates Services						
Costs incurred for Legal Proceedings on Unpaid Rates	Q	Cost determined on a case by case basis				NOTICE
Costs incurred for Legal Proceedings on Unpaid Debtor Invoices	Q	Cost determined on a case by case basis				NOTICE
Certificates/Section 603						
Certificates/Section 603	H	$100.00	$100.00	$0.00	$100.00	EACH
Statutory Fee – Can only change if legislation changes						
Same Day Service	H	$47.00	$49.00	$0.00	$49.00	EACH
Additional Charge for Urgent Service						
Copy Section 603 Certificate	H	$21.00	$22.00	$0.00	$22.00	EACH
Extracts from Valuation Books						
Single Enquiry (Verbal Only)	G	$19.00	$20.00	$0.00	$20.00	EACH
Single Enquiry (Written)	G	$31.00	$32.50	$0.00	$32.50	EACH
Assistance Required by Council Employee	G	$31.00	$32.50	$0.00	$32.50	30 MINUTES
Per Half Hour or Part of						

continued on next page ...

Name	Policy Code	Year 25/26 Fee (incl. GST)	Year 26/27 Fee (excl. GST)	GST	Fee (incl. GST)	Unit
Extracts from Valuation Books [continued]						
Statement of Rates and Charges Levied and If Paid for Each year	G	$31.00	$32.50	$0.00	$32.50	EACH
Per Yearly Search						

City Strategy

Property Strategy and Services

Property Services

Graffiti Removal – Private Property

Graffiti Removal Fee	C	Fee charged is cost charged to Council.				SQUARE METER
$20 Inspection Fee and removal as per contractor schedule. (Prices may vary for Marketing Purposes)						

Emerson Futsal Court

Futsal Court Hire – Casual Booking	C	$30.00	$30.00	$3.00	$33.00	HOUR
No refunds or credits						
Futsal Court Hire – Commercial	C	$90.00	$89.09	$8.91	$98.00	HOUR
Party Room & Futsal Court 1 Package (Min Hire 2 HR)		$110.00	$106.36	$10.64	$117.00	SESSION
Party Room Hire $50 + 2 HR Min charge						
Party Room Hire - Casual Booking	C	$55.00	$54.55	$5.45	$60.00	Hire
Hire for the duration of the court hire only. No refund/ credits.						

Endeavour Netball Court

Seasonal Hire	C	$1,165.00	$1,104.55	$110.45	$1,215.00	DAY
School Carnival Event Including Gala Days	C	$397.00	$372.73	$37.27	$410.00	DAY
Free to public school sporting association within FCC LGA including zone and regional events	C	Free to Public School Sporting Association within the FCC LGA				DAY

Endeavour Futsal Court

Outdoor Court Casual/Non-For-Profit/Community		$55.00	$52.73	$5.27	$58.00	HOUR
Outdoor Court Commercial Operators		$88.00	$83.64	$8.36	$92.00	HOUR
Undercover Court Casual/Non-For-Profit/ Community		$77.00	$72.73	$7.27	$80.00	HOUR
Undercover Court Commercial Operators		$110.00	$102.73	$10.27	$113.00	HOUR

Endeavour Synthetic Fields 1 and 2

Cleaning & Damages bond	C	$700.00	$700.00	$0.00	$700.00	EACH
Casual/Commercial Operators		$159.50	$150.00	$15.00	$165.00	HOUR
Non-For-Profit/Community		$110.00	$104.55	$10.45	$115.00	HOUR
Endeavour Park Water Cannon sprinkler				Price On Application		EACH

Name	Policy Code	Year 25/26 Fee (incl. GST)	Year 26/27 Fee (excl. GST)	Year 26/27 GST	Year 26/27 Fee (incl. GST)	Unit
Carnivals, Circus, Rides and Amusement						
Cleaning/Damage Deposit						
Cleaning/Damage Deposit	C	$800.00	$850.00	$0.00	$850.00	EACH
Refundable after inspection						
Circus – first day	I	$2,900.00	$2,772.73	$277.27	$3,050.00	EACH
Carnivals and Others – first day	I	$1,400.00	$1,381.82	$138.18	$1,520.00	EACH
Subsequent Days						
Each subsequent day	H	$700.00	$663.64	$66.36	$730.00	DAY
Skate Facility Hire for Organisations						
Per Day Hire Charge	C	$770.00	$736.36	$73.64	$810.00	DAY
Schools						
Athletics/School Sports Carnivals	C	$120.00	$113.64	$11.36	$125.00	DAY
Hire Charges for local School Sport	A	No Hire Charges for local School Sport				DAY
Hire charge for outside LGA School Sport	C	$120.00	$113.64	$11.36	$125.00	DAY
Baseball/Softball Hire Charges						
Seasonal	C	$2,895.00	$2,740.91	$274.09	$3,015.00	SEASON
Casual	C	$460.00	$436.36	$43.64	$480.00	DAY
Athletics Track Hire Charges						
Seasonal	C	$1,520.00	$1,440.91	$144.09	$1,585.00	SEASON
Casual	C	$460.00	$436.36	$43.64	$480.00	DAY
Cricket – Turf Wicket Hire Charges						
Field Hire Charges – Seasonal						
Turf Wicket	C	$4,650.00	$4,400.00	$440.00	$4,840.00	SEASON
Synthetic Wicket	C	$1,400.00	$1,327.27	$132.73	$1,460.00	SEASON
Casual						
Turf Wicket	C	$870.00	$827.27	$82.73	$910.00	SEASON
Synthetic Wicket	C	$395.00	$377.27	$37.73	$415.00	SEASON
Pre Season						
Trials – Monthly						
Weekend fixtures	C	$105.00	$100.00	$10.00	$110.00	DAY
Mid Week fixtures	C	$55.00	$52.73	$5.27	$58.00	DAY
Park Events – (to 10pm unless other consent issued)						
Administration (Booking Cancellation/Change) – Non-refundable – Per field/site	C	$50.00	$47.27	$4.73	$52.00	EACH
Key Deposit	N	$110.00	$114.00	$0.00	$114.00	EACH
Cleaning/Damage Deposit	C	$600.00	$624.50	$0.00	$624.50	EACH
Refundable after inspection						

continued on next page ...

Name	Policy Code	Year 25/26 Fee (incl. GST)	Year 26/27 Fee (excl. GST)	Year 26/27 GST	Year 26/27 Fee (incl. GST)	Unit
Park Events – (to 10pm unless other consent issued) [continued]						
Picnics and Community Days (requiring power/ toilets)	C	$310.00	$293.18	$29.32	$322.50	DAY
Include Parks/Sportsfields						
Organised Events	H	$390.00	$369.09	$36.91	$406.00	DAY
Must be paid prior to lodge Activity Application to reserve park						
Ground Service/unscheduled/additional mowing only	C	$870.00	$823.18	$82.32	$905.50	SITE
Additional to scheduled service						
Additional Bins (per 240L bin empty)	C	$38.00	$35.45	$3.55	$39.00	EACH
Additional to scheduled service						
Field Hire Charges						
Field Hire Charges – Seasonal						
Weekend Charge	C	$825.00	$781.82	$78.18	$860.00	PER FIELD
Weekday Charge	C	$760.00	$718.18	$71.82	$790.00	PER FIELD
Mini Field Charges - Seasonal						
Weekend Charge	C	$460.00	$436.36	$43.64	$480.00	PER FIELD
Minifields that are stand alone						
Weekday Charge	C	$385.00	$368.18	$36.82	$405.00	PER FIELD
Minifields that are stand alone						
Line Marking						
Market Rate – with mandatory use of Council specifications						
Initial (excepting athletics a free season set up)	N	$595.00	$563.64	$56.36	$620.00	EACH
Mini/Modified Marking	N	$110.00	$109.09	$10.91	$120.00	EACH
Athletics – Plot and Mark	N	$2,100.00	$2,000.00	$200.00	$2,200.00	EACH
Athletics – Remark	N	$795.00	$754.55	$75.45	$830.00	EACH
Sportsfields Hire						
Hire of Sportfield car park – no access to field, toilets or canteen		$0.00	$181.82	$18.18	$200.00	EACH
Commercial Hire of Sportsfield	C	$80.00	$79.09	$7.91	$87.00	HOUR
Fitness trainer accreditation required						
Key Deposit	N	$110.00	$120.00	$0.00	$120.00	EACH
Cleaning/Damage Deposit	C	$600.00	$650.00	$0.00	$650.00	EACH
This fee is applied across Community Facilities and Parks hires. Refundable after inspection.						
After Hours Call Out	C	Market Rate as determined by Council				EACH
Contribution towards field renovations/ improvements	N	Fee charged are the costs charged to Council				EACH
Tennis Courts – St Johns Park, Avenel and Fairfield (all bookings are on Line)						
Permanent Social Hirers (monthly minimum/ no refunds or credits)						

continued on next page ...

Name	Policy Code	Year 25/26 Fee (incl. GST)	Year 26/27 Fee (excl. GST)	GST	Fee (incl. GST)	Unit
Tennis Courts – St Johns Park, Avenel and Fairfield (all bookings are on Line) [continued]						
Day Regular Hire (8am to 6pm) - Per Court, Per Hour	C	$12.00	$11.82	$1.18	$13.00	HOUR
Night Regular Hire - (6pm to 10pm) Per Court, Per Hour	C	$15.00	$14.55	$1.45	$16.00	HOUR
Coaches (Registered with Council)						
Accredited/Certified Tennis Australia or Lodge Work with Children – Check/First Aid/Public Liability)						
Day Time – Per Hour/Each Court	C	$35.00	$33.64	$3.36	$37.00	EACH
Day time hire – 8:00am to 6:00pm						
Night Time – Per Hour/Each Court	C	$45.00	$43.64	$4.36	$48.00	EACH
Evening hire 6:00pm – 10:00pm						
Community Facilities						
Community Facilities – Refundable Deposit						
Refundable Deposit - Remote control Deposit		$110.00	$120.00	$0.00	$120.00	EACH
Refundable Deposit – Key Deposit	A	$110.00	$120.00	$0.00	$120.00	EACH
GST Applicable Bond Retained						
Refundable Deposit	A	$600.00	$655.00	$0.00	$655.00	Each
Refundable after inspection.						
Call Out Fee		Market rate as determined by Council				EACH
This fee also applies to late payments of invoices, cancellation, late return of key and change in security alarm code	A	$55.00	$54.55	$5.45	$60.00	EACH
This Fee also applies to late Payment of invoices, Cancellation and late return of key						
Hire Charge for a Community Group for Fund Raising Events						
Small Halls -Hire Charge for Fund Raising Events (Min 5 HR)	A	$55.00	$53.64	$5.36	$59.00	HOUR
Medium - Hire for Fund Raising Events (Min 5 HR)	A	$67.00	$65.45	$6.55	$72.00	HOUR
Large - Hire Charge for Fund Raising Events (Min 5 HR)	A	$79.00	$75.45	$7.55	$83.00	HOUR
Small Community Facilities Community and Commercial Hire						
Halls – Monday to Thursday						
Locations: Brenan Park Hall, Cabra Vale Seniors Hall, Horsley Park Hall, Lansvale East Hall, Mt Pritchard Hall, Bonnyrigg Hub						
Community Before 3.00pm – Small Community Facilities Community-Hall	C	$10.00	$10.00	$1.00	$11.00	HOUR
Community After 3.00pm – Small Community Facilities Community-Hall	C	$18.00	$17.27	$1.73	$19.00	HOUR
Commercial Before 3.00pm – Small Community Facilities Community-Hall	N	$35.00	$33.64	$3.36	$37.00	HOUR
Commercial After 3.00pm – Small Community Facilities Community	N	$45.00	$42.73	$4.27	$47.00	HOUR
Halls - Friday						
Full Social rates apply to all casual booking from 3pm Friday afternoon to Sunday midnight. Locations: Brenan Park Hall, Cabra Vale Seniors Hall, Horsley Park Hall, Lansvale East Hall, Mt Pritchard Hall, Bonnyrigg Hub						

continued on next page ...

Name	Policy Code	Year 25/26 Fee (incl. GST)	Year 26/27 Fee (excl. GST)	GST	Fee (incl. GST)	Unit
Halls - Friday *[continued]*						
Community Before 3.00pm - Small Community Facilities Community-Hall	C	$10.00	$10.00	$1.00	$11.00	HOUR
Community After 3.00pm - Small Community Facilities Community-Hall	C	$55.00	$50.91	$5.09	$56.00	HOUR
Commercial Before 3.00pm - Small Community Facilities Community-Hall	C	$35.00	$33.64	$3.36	$37.00	HOUR
Commercial After 3.00pm - Small Community Facilities Community-Hall	C	$60.00	$57.27	$5.73	$63.00	HOUR
Halls – Saturday to Sunday						
Community Before 3.00pm – Small Community Facilities Community-Halls	C	$27.00	$25.45	$2.55	$28.00	HOUR
Community After 3.00pm – Small Community Facilities Community-Halls	C	$55.00	$51.82	$5.18	$57.00	HOUR
Commercial Before 3.00pm – Small Community Facilities Community-Halls	N	$45.00	$42.73	$4.27	$47.00	HOUR
Commercial After 3.00pm – Small Community Facilities Community-Halls	N	$60.00	$58.18	$5.82	$64.00	HOUR
Halls - Monday to Sunday						
Community Organistion Hire Only						
11 and 15 Prince Street Hall	C	$12.00	$12.73	$1.27	$14.00	HOUR
Medium Community Facilities Community and Commercial Hire						
Halls – Monday to Thursday						
Community Before 3.00pm – Medium Community Facilities Community-Hall	C	$11.00	$10.91	$1.09	$12.00	HOUR
Community After 3.00pm – Medium Community Facilities Community-Hall	C	$19.00	$18.18	$1.82	$20.00	HOUR
Commercial Before 3.00pm – Medium Community Facilities Community-Hall	N	$37.00	$35.45	$3.55	$39.00	HOUR
Commercial After 3.00pm – Medium Community Facilities Community-Hall	N	$47.00	$44.55	$4.45	$49.00	HOUR
Halls - Friday						
Full Social rates apply to all casual booking from 3pm Friday afternoon to Sunday midnight. Locations: Bonnyrigg Heights Hall, Bonnyrigg South Hall, Cabramatta Community Hall, Canley Heights Community Hall, Bossley Park Hall, Edensor Park Hall, Greenfield Park Hall, Fairfield Tennis Club Room, Bonnyrigg Hub, Nalawala Community Hall.						
Community Before 3.00pm - Medium Community Facilities Community-Hall	C	$11.00	$10.91	$1.09	$12.00	HOUR
Community After 3.00pm - Medium Community Facilities Community-Hall	C	$56.00	$51.82	$5.18	$57.00	HOUR
Commercial Before 3.00pm - Medium Community Facilities Community-Hall	C	$37.00	$35.45	$3.55	$39.00	
Commercial After 3.00pm - Medium Community Facilities Community-Hall	C	$62.00	$59.09	$5.91	$65.00	HOUR
Halls – Saturday to Sunday						
Community Before 3.00pm – Medium Community Facilities Community-Halls	C	$28.00	$26.36	$2.64	$29.00	HOUR
Community After 3.00pm – Medium Community Facilities Community-Halls	C	$56.00	$52.73	$5.27	$58.00	HOUR

continued on next page ...

Name	Policy Code	Year 25/26 Fee (incl. GST)	Year 26/27 Fee (excl. GST)	GST	Fee (incl. GST)	Unit
Halls – Saturday to Sunday *[continued]*						
Commercial Before 3.00pm – Medium Community Facilities Community-Halls	N	$50.00	$47.27	$4.73	$52.00	HOUR
Commercial After 3.00pm – Medium Community Facilities Community-Halls	N	$67.00	$62.73	$6.27	$69.00	HOUR
Large Community Facilities Community and Commercial Hire						
Halls – Monday to Thursday						
Locations: Bonnyrigg Hall, Fairfield Hall, Prairiewood Hall, Wetherill Park Hall, Villawood Seniors Hall, Bonnyrigg Hub						
Community Before 3.00pm – Large Community Facilities Community-Hall	C	$12.00	$11.82	$1.18	$13.00	HOUR
Community After 3.00pm – Large Community Facilities Community-Hall	C	$20.00	$19.09	$1.91	$21.00	HOUR
Commercial Before 3.00pm – Large Community Facilities Community-Hall	N	$40.00	$38.18	$3.82	$42.00	HOUR
Commercial After 3.00pm – Large Community Facilities Community-Hall	N	$49.00	$46.36	$4.64	$51.00	HOUR
Halls - Friday						
Full Social rates apply to all casual booking from 3pm Friday afternoon to Sunday midnight. Locations: Bonnyrigg Hall, Fairfield Hall, Prairiewood Hall, Wetherill Park Hall, Villawood Seniors Hall, Bonnyrigg Hub						
Community Before 3.00pm - Large Community Facilities Community-Hall	C	$12.00	$11.82	$1.18	$13.00	HOUR
Community After 3.00pm - Large Community Facilities Community-Hall	C	$57.00	$52.73	$5.27	$58.00	HOUR
Commercial Before 3.00pm - Large Community Facilities Community-Hall	C	$40.00	$38.18	$3.82	$42.00	HOUR
Commercial After 3.00pm - Large Community Facilities	C	$64.00	$60.00	$6.00	$66.00	HOUR
Halls – Saturday to Sunday						
Community Before 3.00pm – Large Community Facilities Community-Halls	C	$29.00	$27.27	$2.73	$30.00	HOUR
Community After 3.00pm – Large Community Facilities Community-Halls	C	$57.00	$53.64	$5.36	$59.00	HOUR
Commercial Before 3.00pm – Large Community Facilities Community-Halls	N	$55.00	$52.73	$5.27	$58.00	HOUR
Commercial After 3.00pm – Large Community Facilities Community-Hall	N	$69.00	$64.55	$6.45	$71.00	HOUR
Social Hire						
Small Community – Facilities Social Hall Hire – Monday to Sunday						
Locations: Brenan Park Hall, Cabra Vale Seniors Hall, Horsley Park Hall, Lansvale East Hall, Mt Pritchard Hall and Bonnyrigg Hub						
Social Hall Hire Per Hour	N	$62.00	$59.09	$5.91	$65.00	HOUR
Social Hall Hire – 10-hour Period	N	$500.00	$477.27	$47.73	$525.00	HIRE
Medium Community Facilities – Social Hall Hire – Monday to Sunday						
Locations: Bonnyrigg Heights Hall, Bonnyrigg South Hall, Bossley Park Hall, Cabramatta Community Hall, Canley Heights Community Hall, Edensor Park Hall, Greenfield Park Hall and Bonnyrigg Hub						
Social Hall Hire Per Hour	N	$80.00	$77.27	$7.73	$85.00	HOUR

continued on next page ...

Name	Policy Code	Year 25/26 Fee (incl. GST)	Year 26/27 Fee (excl. GST)	Year 26/27 GST	Year 26/27 Fee (incl. GST)	Unit
Medium Community Facilities – Social Hall Hire – Monday to Sunday *[continued]*						
Social Hall Hire – 10-hour Period	N	$600.00	$590.91	$59.09	$650.00	HIRE
Large Community Facilities – Social Hall Hire – Monday to Sunday						
Locations: Bonnyrigg Hall, Fairfield Hall, Prairiewood Hall, Wetherill Park Hall, Villawood Hall and Bonnyrigg Hub						
Social Hall Hire Per Hour	N	$100.00	$95.45	$9.55	$105.00	HOUR
Social Hall Hire – 10-hour Period	N	$700.00	$690.91	$69.09	$760.00	HIRE
Meeting Rooms and Children's Rooms						
Room Hire – Monday to Thursday						
Locations: Bonnyrigg Heights Hall, Bonnyrigg South Hall, Bossley Park Hall, Edensor Park Hall, Greenfield Park Hall, Bonnyrigg Hall, Bonnyrigg Youth Hall, Cabramatta Community Hall, Fairfield Hall, Prairiewood Hall, Wetherill Park Hall, Villawood Hall, Bonnyrigg Hub						
Community Before 3.00pm	C	$10.00	$10.00	$1.00	$11.00	HOUR
Community After 3.00pm	C	$14.00	$13.64	$1.36	$15.00	HOUR
Commercial Before 3.00pm	N	$22.00	$21.82	$2.18	$24.00	HOUR
Commercial After 3.00pm	N	$26.00	$25.45	$2.55	$28.00	HOUR
Room Hire - Friday						
Locations: Bonnyrigg Heights Hall, Bonnyrigg South Hall, Bossley Park Hall, Edensor Park Hall, Greenfield Park Hall, Bonnyrigg Hall, Cabramatta Community Hall, Fairfield Hall, Prairiewood Hall, Wetherill Park Hall, Villawood Hall, Bonnyrigg Hub						
Community Before 3.00pm	C	$10.00	$10.00	$1.00	$11.00	HOUR
Community After 3.00pm	C	$27.00	$25.45	$2.55	$28.00	HOUR
Commercial Before 3.00pm	N	$23.00	$22.73	$2.27	$25.00	HOUR
Commercial After 3.00pm	N	$38.00	$36.36	$3.64	$40.00	HOUR
Room Hire – Saturday to Sunday						
Locations: Bonnyrigg Heights Hall, Bonnyrigg South Hall, Bossley Park Hall, Cabramatta Community Hall, Edensor Park Hall, Greenfield Park Hall, Bonnyrigg Hall, Fairfield Hall, Prairiewood Hall, Wetherill Park Hall, Villawood Hall, Bonnyrigg Hub						
Community Before 3.00pm	C	$22.00	$20.91	$2.09	$23.00	HOUR
Community After 3.00pm	C	$26.00	$26.36	$2.64	$29.00	HOUR
Commercial Before 3.00pm	N	$26.00	$24.55	$2.45	$27.00	HOUR
Commercial After 3.00pm	N	$38.00	$37.27	$3.73	$41.00	HOUR
Brian Wunsch Centre						
Technology Room	O	$195.00	$183.64	$18.36	$202.00	WEEK
This room is rented to Fairfield City Council – Information Technology						
Rehearsal and Training Room – Monday to Thursday						
Community – Before 3:00pm	C	$15.00	$14.09	$1.41	$15.50	HOUR
Community – After 3:00pm	C	$22.00	$20.91	$2.09	$23.00	HOUR
Commercial – Before 3:00pm	N	$35.00	$33.18	$3.32	$36.50	HOUR
Commercial – After 3:00pm	N	$45.00	$42.73	$4.27	$47.00	HOUR
Rehearsal and Training Room – Friday to Sunday						
Community – Before 3:00pm	C	$27.00	$25.45	$2.55	$28.00	HOUR
Community – After 3:00pm	C	$49.00	$46.36	$4.64	$51.00	HOUR
Commercial – Before 3:00pm	N	$41.00	$38.64	$3.86	$42.50	HOUR

continued on next page ...

Name	Policy Code	Year 25/26 Fee (incl. GST)	Year 26/27 Fee (excl. GST)	Year 26/27 GST	Year 26/27 Fee (incl. GST)	Unit
Rehearsal and Training Room – Friday to Sunday *[continued]*						
Commercial – After 3:00pm	N	$53.00	$50.00	$5.00	$55.00	HOUR
Art Room – Monday to Thursday						
Community – Before 3:00pm	C	$7.00	$6.82	$0.68	$7.50	HOUR
Community – After 3:00pm	C	$10.00	$9.55	$0.95	$10.50	HOUR
Commercial – Before 3:00pm	N	$20.00	$19.09	$1.91	$21.00	HOUR
Commercial – After 3:00pm	N	$25.00	$23.64	$2.36	$26.00	HOUR
Art Room – Friday to Sunday						
Community – Before 3:00pm	C	$18.00	$16.82	$1.68	$18.50	HOUR
Community – After 3:00pm	C	$23.00	$21.82	$2.18	$24.00	HOUR
Commercial – Before 3:00pm	N	$30.00	$28.18	$2.82	$31.00	HOUR
Commercial – After 3:00pm	N	$35.00	$33.18	$3.32	$36.50	HOUR
Fairfield Arts Centre (School of Arts)						
Theatre – Monday to Thursday						
Community – Weekday Before 3:00pm	C	$10.00	$9.55	$0.95	$10.50	HOUR
Community – Weekday After 3:00pm	C	$18.00	$16.82	$1.68	$18.50	HOUR
Commercial – Weekday Before 3pm	N	$30.00	$28.18	$2.82	$31.00	HOUR
Commercial – Weekday after 3pm	N	$37.00	$35.00	$3.50	$38.50	HOUR
Theatre – Friday to Sunday						
Community – Weekday Before 3:00pm	C	$25.00	$23.64	$2.36	$26.00	HOUR
Community – Weekend After 3:00pm	C	$47.00	$44.55	$4.45	$49.00	HOUR
Commercial – Weekday Before 3pm	N	$36.00	$34.09	$3.41	$37.50	HOUR
Commercial – Weekend after 3pm	N	$47.00	$44.55	$4.45	$49.00	HOUR
Arthur West Memorial Hall						
Hall Only – exclusive use						
Arthur West Community Centre lease fee annually	C	$155.00	$145.45	$14.55	$160.00	WEEK
Bonnyrigg Offices – Exclusive						
Office 1 – Large office – Between 20m2 to 35m2	C	$80.00	$75.91	$7.59	$83.50	WEEK
Office 2 – Large office – Between 20m2 to 35m2	C	$80.00	$75.91	$7.59	$83.50	WEEK
Office 3 – Small office less than 20m2	C	$75.00	$70.91	$7.09	$78.00	WEEK
Office 4 – Small office less than 20m2	C	$75.00	$70.91	$7.09	$78.00	WEEK
Bonnyrigg Youth Services						
Rental offices only	C	$21,800.00	$20,636.36	$2,063.64	$22,700.00	ANNUAL
Youth Activity Area	C	$8,040.00	$7,609.09	$760.91	$8,370.00	ANNUAL
Bossley Park Hall						
Office 1 – Large Office – Between 20m2 to 35m2	C	$80.00	$75.91	$7.59	$83.50	WEEK
Office 2 – Large Office – Between 20m2 to 35m2	C	$80.00	$75.91	$7.59	$83.50	WEEK

continued on next page ...

Name	Policy Code	Year 25/26 Fee (incl. GST)	Year 26/27 Fee (excl. GST)	Year 26/27 GST	Year 26/27 Fee (incl. GST)	Unit
Bossley Park Hall *[continued]*						
Office 3 – Large Office – Between 20m2 to 35m2	C	$80.00	$75.91	$7.59	$83.50	WEEK
Cabramatta Community Services centre						
Office 1-30 + Cabramatta Occasional Care	C	$90,000.00	$85,181.82	$8,518.18	$93,700.00	ANNUAL
Fairfield Community Services Centre						
Reception and Office 1	C	$55.00	$52.27	$5.23	$57.50	WEEK
Office 2	C	$55.00	$52.27	$5.23	$57.50	WEEK
Office 3	C	$55.00	$52.27	$5.23	$57.50	WEEK
Office 4	C	$55.00	$52.27	$5.23	$57.50	WEEK
Office 5	C	$55.00	$52.27	$5.23	$57.50	WEEK
Office 6	C	$55.00	$52.27	$5.23	$57.50	WEEK
Office 7	C	$55.00	$52.27	$5.23	$57.50	WEEK
Office 8	C	$55.00	$52.27	$5.23	$57.50	WEEK
Office 9	C	$120.00	$113.64	$11.36	$125.00	WEEK
Office 10	C	$120.00	$113.64	$11.36	$125.00	WEEK
Office 11	C	$70.00	$66.36	$6.64	$73.00	WEEK
Office 12	C	$120.00	$113.64	$11.36	$125.00	WEEK
Fairfield School of Art						
Fairfield School of Arts	N	$230.00	$217.27	$21.73	$239.00	WEEK
Greenfield Park Offices – Exclusive Use						
Office 1 – Small Office – Less than 20m2	C	$80.00	$75.91	$7.59	$83.50	WEEK
Office 2 – Small Office – Less than 20m2	C	$80.00	$75.91	$7.59	$83.50	WEEK
Office 3 – Large Office between 20m2 to 35m2	C	$85.00	$80.45	$8.05	$88.50	WEEK
Office 4 – Large Office between 20m2 to 35m2	C	$85.00	$80.45	$8.05	$88.50	WEEK
Prairiewood Offices – Exclusive Use						
Large Offices – Between 20m2 to 35m2	C	$85.00	$80.45	$8.05	$88.50	WEEK
Other Offices – Exclusive Use						
Small Offices – Less than 20m2	C	$80.00	$75.91	$7.59	$83.50	WEEK
Large Offices – Between 20m2 to 35m2	C	$85.00	$80.45	$8.05	$88.50	WEEK
Other Community Facilities						
Mt Pritchard ECC/Community Centre – Cabramatta West	C	$190.00	$180.00	$18.00	$198.00	WEEK
Canley Heights Community Centre – Canley Heights	C	$825.00	$780.91	$78.09	$859.00	ANNUAL
Westacott Cottage – Canley Vale	C	$10.00	$9.55	$0.95	$10.50	WEEK
Wetherill Park Services Centre						
Reception Area and Large General Office	C	$305.00	$288.64	$28.86	$317.50	WEEK
Office – 1 and 2	C	$135.00	$127.73	$12.77	$140.50	WEEK
Office 3	C	$80.00	$75.91	$7.59	$83.50	WEEK
Office 4	C	$83.00	$78.64	$7.86	$86.50	WEEK

continued on next page ...

Name	Policy Code	Year 25/26 Fee (incl. GST)	Year 26/27 Fee (excl. GST)	Year 26/27 GST	Year 26/27 Fee (incl. GST)	Unit
Wetherill Park Services Centre *[continued]*						
Office 5	C	$85.00	$80.45	$8.05	$88.50	WEEK
11 Kenyon Street, Fairfield						
Reception & Office	C	$165.00	$155.45	$15.55	$171.00	WEEK
Office 2	C	$70.00	$66.36	$6.64	$73.00	WEEK
Office 3	C	$73.00	$68.18	$6.82	$75.00	WEEK
Office 4	C	$58.00	$55.00	$5.50	$60.50	WEEK
Leases Child Care Centres						
Carramar Child Care Centre	C	$70.00	$65.45	$6.55	$72.00	WEEK
Wetherill Park Occasional Care	C	$70.00	$66.36	$6.64	$73.00	WEEK
Community Buses						
Category A - Community Buses - Not for Profit						
Week Day	C	$72.00	$68.18	$6.82	$75.00	DAY
Week Day Evenings	C	$68.00	$64.55	$6.45	$71.00	DAY
Weekend Day	C	$110.00	$104.09	$10.41	$114.50	DAY
Category B - Sports Club						
Week Day	C	$110.00	$104.09	$10.41	$114.50	DAY
Week Day Evenings	C	$100.00	$94.55	$9.45	$104.00	DAY
Weekend Day	C	$175.00	$165.45	$16.55	$182.00	DAY
Category C - NFP- Schools & Gov Departments						
Week Day	C	$190.00	$180.00	$18.00	$198.00	DAY
Week Day Evenings	C	$190.00	$180.00	$18.00	$198.00	DAY
Weekend Day	C	$340.00	$321.82	$32.18	$354.00	DAY
Category D Other						
Week Day	C	$340.00	$321.82	$32.18	$354.00	DAY
Week Day Evenings	C	$290.00	$274.55	$27.45	$302.00	DAY
Weekend Day	C	$510.00	$482.73	$48.27	$531.00	DAY
Breaches of the "Conditions of Hire for Community Buses"						
Bond to cover the cost of breaches of the "Conditions of Hire" for Community Buses as itemised below	C	$150.00	$156.00	$0.00	$156.00	EACH
Cleaning of interior of Bus if vehicle returned dirty	C	$115.00	$108.64	$10.86	$119.50	EACH
Bus returned late	C	$75.00	$70.91	$7.09	$78.00	EACH
Drivers or Hirers enabling others to drive the Bus at any time	C	$115.00	$108.64	$10.86	$119.50	EACH
Fine, loss of bond + 12 Months ban						
Customer will be charged for the replacement cost of missing equipment	C		Based on Replacement Cost			EACH
Cost of Refuelling Bus if not completed prior to Bus return	C	$120.00	$113.64	$11.36	$125.00	EACH
Cost Recovery – charge per litre of fuel						

continued on next page ...

Name	Policy Code	Year 25/26 Fee (incl. GST)	Year 26/27 Fee (excl. GST)	GST	Fee (incl. GST)	Unit
Breaches of the "Conditions of Hire for Community Buses" *[continued]*						
Additional Kilometres beyond allowable limit	C	$5.00	$4.55	$0.45	$5.00	EACH
Per Kilometre Rate						
Special Trips						
From 241km – 350km – additional fee	C	$60.00	$56.82	$5.68	$62.50	EACH
Cost of breakdown, + additional wear and tear						
Kiosks						
Dutton Lane Kiosk A	C	$4,700.00	$4,353.64	$435.36	$4,789.00	MONTHLY
Lessee is responsible for outgoings (i.e. electricity).						
Dutton Lane Kiosk B	C	$4,700.00	$4,353.64	$435.36	$4,789.00	MONTHLY
Lessees is responsible for all outgoings (i.e. electricity).						
Road and Lane Closure						
Road closure of Council Road Administration Fee	C	$2,190.00	$2,300.00	$0.00	$2,300.00	PROJECT
Admin Fee						
Permanent Road Closure	C	Market rate as determined by Council				EACH
Note: The applicant is required to meet all Council's fair and reasonable costs including but not limited to survey, development approval fees, legal costs, valuation and statutory charges						
Leases/Licenses/Fixed Hirers (Community – Non Profit)						
Annual Fee (pays rates/utilities)	C	$151.00	$150.00	$15.00	$165.00	EACH
Annual Fee (tenant does not pay rates)	C	$624.00	$613.64	$61.36	$675.00	EACH
Utilities/Telcos Site Access Arrangements						
Site Access Fee - Per Day	R	$800.00	$756.36	$75.64	$832.00	DAY
Administration Fee to investigate proposed new sites	R	$2,200.00	$2,181.82	$218.18	$2,400.00	PROJECT
Site Access Fee- Per Day (Urgent within 24 hours – subject to satisfactory documents)		$2,200.00	$2,045.45	$204.55	$2,250.00	DAY
Roads Act Consents						
Consent for Structure on the road (including encroachment)	C	$851.00	$804.55	$80.45	$885.00	SQUARE METER
A minimum fee charge of one square metre applies						
Consent for street vending	C	Lessees are responsible for all outgoings i.e. electricity				MONTHLY
Illuminated Advertising Street Signs	C	$2,050.00	$2,200.00	$0.00	$2,200.00	Annual
Outdoor Bus Shelter Advertising Sign	C	Market rate as determined by Council				Each
Other						
Advertising costs when public advertising signage is required in accordance with legislation	C	Market rate as determined by Council				EACH
Key Issue / Key Cutting	C	Market rate as determined by Council				EACH
Security Card Issue / Replacement	C	Market rate as determined by Council				EACH
Security Callout Fees and Response	C	Market rate as determined by Council				Each

Name	Policy Code	Year 25/26 Fee (incl. GST)	Year 26/27 Fee (excl. GST)	GST	Fee (incl. GST)	Unit
Multi-storey Car Parks						
No Fee to apply on Christmas Day, Boxing Day, New Years Day Public Holidays.						
Multi Storey Car Park Fees						
Dutton Plaza Car Park Cabramatta						
0 – 1 Hour	P	$2.00	$1.82	$0.18	$2.00	HOUR
1 – 2 Hours	P	$4.00	$3.64	$0.36	$4.00	HOUR
2 – 3 Hours	P	$6.00	$5.45	$0.55	$6.00	HOUR
3 – 4 Hours	P	$8.00	$7.27	$0.73	$8.00	HOUR
4 – 5 Hours	P	$12.00	$10.91	$1.09	$12.00	HOUR
5 – 6 Hours	P	$12.00	$10.91	$1.09	$12.00	HOUR
6 + Hours	P	$12.00	$10.91	$1.09	$12.00	HOUR
Night Owl	P		Free parking for this time slot			HOUR
Enter after 6:00pm and exit before 6:00am						
Early Bird	P	$8.00	$7.27	$0.73	$8.00	DAY
Enter between 6:00am – 10:00am and exit between 3:00pm – 7:00pm						
Permanent Premium Parking - Access Pass Licence Agreement	P	$2,704.00	$2,636.36	$263.64	$2,900.00	Annual
Price expressed on an annual basis (subject to availability)						
Cabramatta – Replacement of lost multi-storey parking Pass	Q	$23.00	$21.82	$2.18	$24.00	EACH
Monthly Account – Unreserved Parking	P	$170.00	$154.55	$15.45	$170.00	MONTHLY
Loading Area						
0-1 Hour	P	$4.00	$3.64	$0.36	$4.00	HOUR
Maximum of 3 Hours.						
1-2 Hour	P	$6.00	$5.45	$0.55	$6.00	HOUR
Maximum of 3 Hours.						
2-3 Hour	P	$9.00	$8.18	$0.82	$9.00	HOUR
Maximum of 3 Hours.						
Night Owl	P		Free parking for this time slot			HOUR
Enter after 6:00pm and exit before 8:00am						
Overstay or replacement of lost multi-storey pass	P	$35.00	$31.82	$3.18	$35.00	HOUR
Nelson Street Carpark Fairfield						
0 – 1 Hour	P		Free parking for this time slot			HOUR
1 – 2 Hours	P	$2.00	$1.82	$0.18	$2.00	HOUR
2 – 3 Hours	P	$4.00	$3.64	$0.36	$4.00	HOUR
3 – 4 Hours	P	$8.00	$7.27	$0.73	$8.00	HOUR
4 – 5 Hours	P	$10.00	$9.09	$0.91	$10.00	HOUR
5 – 6 Hours	P	$12.00	$10.91	$1.09	$12.00	HOUR
6 + Hours	P	$14.00	$12.73	$1.27	$14.00	HOUR
Night Owl	P		Free parking for this time slot			HOUR
Enter after 6:00pm and exit before 6:00am						
Early Bird	P	$5.00	$4.55	$0.45	$5.00	DAY
Enter between 6:00am – 10:00am and exit between 3:00pm – 7:00pm						

continued on next page ...

Name	Policy Code	Year 25/26 Fee (incl. GST)	Year 26/27 Fee (excl. GST)	GST	Fee (incl. GST)	Unit
Nelson Street Carpark Fairfield *[continued]*						
Monthly Account non-reserved	P	$171.50	$163.64	$16.36	$180.00	EACH
Permanent Parking prices expressed on a per month basis						
Nelson Street – Replacement of lost multi-storey parking Pass	Q	$23.00	$21.82	$2.18	$24.00	EACH
Sunday (all day)	P	$3.00	$2.73	$0.27	$3.00	DAY
Rate will apply after the 1 hour free parking.						
Downey Lane Carpark Fairfield						
0 – 1 Hour	P	Free parking for this time slot				HOUR
1 – 2 Hours	P	Free parking for this time slot				HOUR
2 - 3 Hours		$4.00	$3.64	$0.36	$4.00	HOUR
3 – 4 Hours	P	$8.00	$7.27	$0.73	$8.00	HOUR
4 – 5 Hours	P	$10.00	$9.09	$0.91	$10.00	HOUR
5 – 6 Hours	P	$12.00	$10.91	$1.09	$12.00	HOUR
6+ Hours	P	$12.00	$10.91	$1.09	$12.00	HOUR
Early Bird	P	$5.00	$4.55	$0.45	$5.00	DAY
Enter between 6:00am – 10:00am and exit between 3:00pm – 7:00pm						
Monthly Account – Non-reserved	P	$177.00	$167.27	$16.73	$184.00	MONTHLY
Permanent Parking fee is expressed on a per month basis						
Downey Lane – Replacement of lost multi-storey parking Pass	Q	$23.00	$21.82	$2.18	$24.00	EACH
Sunday (all day)	P	$3.00	$2.73	$0.27	$3.00	DAY
Rate will apply after the 3 hours free parking.						
Fisher Street Carpark Cabramatta						
1 – 2 Hours	P	$3.00	$2.73	$0.27	$3.00	HOUR
Weekend Price						
2 – 3 Hours	P	$4.00	$3.64	$0.36	$4.00	HOUR
Weekend Price						
3 – 4 Hours	P	$7.00	$6.36	$0.64	$7.00	HOUR
Weekend Price						
4 – 5 Hours	P	$10.00	$9.09	$0.91	$10.00	HOUR
Weekend Price						
5 – 6 Hours	P	$12.00	$10.91	$1.09	$12.00	HOUR
Weekend Price						
Permanent	P	$57.00	$53.64	$5.36	$59.00	EACH
Permanent parking prices expressed on a per month basis						
6 + Hours	P	$12.00	$10.91	$1.09	$12.00	HOUR
Weekend Price						
0 – 3 Hours	P	Weekday – Free parking for this time slot				HOUR
3+ Hours	P	$2.00	$1.82	$0.18	$2.00	HOUR
Weekday Price						
Fisher Street – Replacement of lost multi-storey parking Pass	Q	$23.00	$21.82	$2.18	$24.00	EACH

Name	Policy Code	Year 25/26 Fee (incl. GST)	Year 26/27 Fee (excl. GST)	GST	Fee (incl. GST)	Unit
Strategic Land Use Planning						
Bonnyrigg Town Centre DCP 2018	H	$18.50	$19.50	$0.00	$19.50	Each
Cabramatta Town Centre DCP 2000	H	$13.50	$14.00	$0.00	$14.00	Each
Canley Corridor DCP 2013	H	$11.50	$12.00	$0.00	$12.00	Each
Employment Land Study 2008	H	$21.00	$22.00	$0.00	$22.00	Each
Fairfield City Centre DCP 2013	H	$22.50	$23.50	$0.00	$23.50	Each
Fairfield City Centres Study 2015	H	$8.00	$8.50	$0.00	$8.50	Each
Fairfield City-Wide Development Control Plan 2024	H	$50.00	$52.00	$0.00	$52.00	Each
Fairfield Heights Town Centre DCP 2020	H	$8.00	$8.50	$0.00	$8.50	Each
Fairfield Local Environment Plan 2013	H	$12.00	$12.50	$0.00	$12.50	Each
Heritage items large documents/ policy	H	$14.50	$15.00	$0.00	$15.00	Each
Includes maps						
Local Infrastructure Contributions Plan 2023 (s.7.11 & s.7.12)	C	$31.00	$32.50	$0.00	$32.50	Each
Other strategies		$50.00	$52.00	$0.00	$52.00	Each
Other strategies guidelines (greater than 20 pages) as they are prepared and adopted by Council and historical studies not listed will be sold based on the cost of printing Cost recovery						
Prairiewood Masterplan 2005	H	$8.00	$8.50	$0.00	$8.50	Each
Small policies, standards and guidelines		$6.50	$7.00	$0.00	$7.00	Each
Small documents of 20 pages or less are free						
Urban Area on Site detention Handbook	H	$14.50	$15.00	$0.00	$15.00	EACH
Land Information System Maps						
Land Information System Maps						
LEP maps 1:5000						
A3 Size in Colour or Black and White	P	$21.50	$22.50	$0.00	$22.50	EACH
Set with Ring Binder and Plastic Sleeves	P	$915.00	$952.50	$0.00	$952.50	SET
A2 and AO Sheet Map showing all Fairfield LGA	P	$54.50	$56.50	$0.00	$56.50	EACH
Sale of Maps						
Extraction Fee – Minimum Charge	H	$40.00	$41.50	$0.00	$41.50	MINIMUM
Extraction Fee per Hour	H	$162.50	$169.00	$0.00	$169.00	HOUR
Copy of Map Information						
Size up to A3	H	$11.00	$11.50	$0.00	$11.50	EACH
Larger Than A3	H	$19.50	$20.50	$0.00	$20.50	EACH
Access to Information						
Airborne Laser Survey						
ALS 0.5 metre contour for typical urban parcel (excludes LIS extraction cost)	H	$78.50	$81.50	$0.00	$81.50	EACH
Full Cost Recovery						

continued on next page ...

Name	Policy Code	Year 25/26 Fee (incl. GST)	Year 26/27 Fee (excl. GST)	GST	Fee (incl. GST)	Unit
Airborne Laser Survey [continued]						
ALS Contours at 10 metre, 2 metre or 0.5 metre intervals (price is per square kilometre and excludes LIS extraction cost)	H	$522.50	$544.00	$0.00	$544.00	EACH
Full Cost Recovery						
Aerial Photography						
High resolution aerial photograph (price per square kilometre)	H	$223.00	$232.00	$0.00	$232.00	EACH
Full Cost Recovery						
Fairfield Local Planning Panel						
Chair	H	$2,000.00	$2,000.00	$0.00	$2,000.00	MEETING
Full reimbursement of professional fees of panel members. Additional hourly rate charges for any out of meeting business. Fees are set by the Minister's determination.						
Other members – Expert Member	H	$1,500.00	$1,500.00	$0.00	$1,500.00	MEETING
Full reimbursement of professional fees of panel members. Additional hourly rate charges for any out of meeting business. Fees are set by the Minister's determination.						
Community Representative	H	$500.00	$500.00	$0.00	$500.00	MEETING
Full reimbursement of professional fees of panel members. Additional hourly rate charges for any out of meeting business. Fees are set by the Minister's determination.						
Application for Amendment to Environmental Planning Instruments						
Admin Support						
Miscellaneous Report						
Copying or printing of reports and other documents held by Catchment Management Branch	G	Charges will depend on the actual size of the report, document being copied/ printed, whether it is black & white or colour.				EACH
LEP Amendments						
Precinct Scaled Amendments and/or proposals that are inconsistent with Strategic Land Use Planning Framework	H	Costing is by Quotation				EACH
Minor Amendment – Spot re-zoning of a single site, matter that does not create a significant precedent or require a major policy review	N	$19,577.00	$20,379.50	$0.00	$20,379.50	EACH
Note: no refund is payable for a minor LEP amendment if they do not proceed unless there are exceptional circumstances that are supported by the Group Manager of City Strategic Planning						
Major Amendment – Large number of sites, matter that creates a significant precedent or requires a major policy review	N	$65,256.00	$67,931.50	$0.00	$67,931.50	EACH
Refund policy for major amendment (will be pro-rata based on work Council has completed to date)	N	Note: no refund is payable for major amendments if they do not proceed.				EACH
Public Hearing associated with Planning Proposal (if required)	N	Recovering costs charged for services rendered by 3rd party.				EACH
The cost of any significant studies required or independent reviews will be funded by the applicant with cost as determined by Group Manager of City Strategic Planning	N	As determined by Group Manager of City Strategic Planning				EACH
Includes any information requested as a result of the issuing of a Planning Gateway Determination.						

continued on next page ...

Name	Policy Code	Year 25/26 Fee (incl. GST)	Year 26/27 Fee (excl. GST)	GST	Fee (incl. GST)	Unit
LEP Amendments [continued]						
Pre-planning proposal advice – minor amendment – Spot rezoning of a single site, matter that does not create a significant precedent or requires a major policy review	N	$500.00	$520.50	$0.00	$520.50	EACH
Pre-planning proposal advice – Large number of sites, matter that creates a significant precedent or requires a major policy review	N	$2,076.50	$2,161.50	$0.00	$2,161.50	EACH
DCP Amendments						
Application for Minor Amendment to Development Control Plans	N	$2,373.50	$2,471.00	$0.00	$2,471.00	MAXIMUM
Council not to Proceed with Application – up to 100% Fee Refunded	N	$2,373.50	$2,471.00	$0.00	$2,471.00	EACH
Major Amendment to/Creation of DCP or Major Amendment to site specific DCP	N	$13,052.50	$13,587.50	$0.00	$13,587.50	EACH
Local Infrastructure Contributions (S7.11 & S7.12)						
Local Infrastructure Contributions Plan 2023 currently in force is available for inspection at the Administration Centre, Avoca Road Wakeley or Council's website.	K	The Section 7.11 or 7.12 contributions payable for a Local infrastructure is detailed in the schedule of rates in the plan and will be specified in a condition of approval				EACH
A schedule of rates payable under the plan is included in the Contributions Plan						
Interest is Levied on Deferred Contributions at a Rate Specified in the Contribution Plan	K	As specified in the Local infrastructure Contributions Plan.				PERCENTAGE
Legal Expenses – Based on legal work completed	K	Local infrastructure Divi/Legal Expenses – Based on legal work completed				EACH
Any legal expenses involved in a deferred payment must be paid by the applicant						
Deferred Payment of Contributions						
Deferred Payment Contributions - Admin Fee (7.11 & 7.12)	K	As specified in the Local infrastructure Contributions Plan.				EACH
Local infrastructure Contributions Plan 2023 (S7.11 & S7.12)						
Deferred Contribution (Bank Guarantee) Admin Fee S7.11 & S7.12	K	As specified in the Local infrastructure Contributions Plan.				Each
Cost of processing bank guarantee request						
Section 10.7 Certificates (Planning Certificates)						
Issue of Section 10.7(2) Certificates (Planning Certificates)						
Section 10.7(2) Certificate	N	$53.50	$53.50	$0.00	$53.50	EACH
Additional Fee Section 10.7(5)	N	$80.80	$80.80	$0.00	$80.80	MAXIMUM
Not More Than $80.00						
Section 10.7(2) and (5) Certificates	N	$134.30	$134.30	$0.00	$134.30	EACH
Urgency	P	$76.00	$79.00	$0.00	$79.00	EACH
Fee is for each urgent application						
Section 88G Certificate	N	$35.40	$35.40	$0.00	$35.40	EACH
Certified Copies of Documents/Plans						
Copies of Documents/Plans under Section 10.8(2)	N	$50.00	$52.00	$0.00	$52.00	EACH

Name	Policy Code	Year 25/26 Fee (incl. GST)	Year 26/27 Fee (excl. GST)	GST	Fee (incl. GST)	Unit
City Delivery						
Design Services						
General Fees and Charges						
Assessment of Oversize and Overmass Vehicles administration fee	N	$89.00	$92.50	$0.00	$92.50	EACH
Investigation of Oversize and Overmass Vehicle Routes	H	Fees is based on the level of work required as determined by Council				EACH
Provision of Professional and Consulting Services in Traffic Road Safety, Engineering, Landscape, Urban and Graphic Design, Project and Contract Management and Survey	P	Price determined at the time of application				EACH
Request for a Works Zone (non-refundable application fee)	H	$1,068.00	$1,112.00	$0.00	$1,112.00	EACH
Council Only Provider – Service						
PLUS charge per meter length per week	H	$38.50	$40.00	$0.00	$40.00	PER METER PER WEEK
Request for a No Stopping or No Parking Zone	H	The price determined by Trade Services and Fees a Charges depends on number of signs and posts				EACH
If requested, as part of a development application or any individual request Council Only Provider – Service						
Photocopy of Existing Detailed Traffic Count	H	$95.00	$99.00	$0.00	$99.00	EACH
Road Design Fees						
Preparation of Designs for the Developer	P	Price determined at the time of application				EACH
GST is Applicable						
Design and Survey Required to Issue Concrete Crossing Level and/or Boundary Levels	H	Price determined at the time of application				EACH
GST is Applicable						
City Assets						
Natural Resource Management						
Priority weed control undertaken on behalf of Council in execution of a s.133 Notice Biosecurity Act 2015 (s.373)	Q	Fee is at Cost Recovery				EACH
this will be undertaken at Cost Recovery						
Administration fee for application for an Individual Biosecurity permit. Biosecurity Act 2015 (s. 341).		$720.00	$742.50	$0.00	$742.50	EACH
Administration fee for failure to comply with the issue of a s.133 Notice Biosecurity Act 2015 (s.133 & s.373)	Q	$577.00	$595.00	$0.00	$595.00	EACH
Admin Fee for failure to comply with the issue of a s.133 Notice Biosecruity Act 2015 (s133 and s.373)						
Administration fee for preparing and accepting a biosecurity undertaking. Biosecurity Act 2015 (s.146)	Q	$50.00	$51.50	$0.00	$51.50	EACH
Council runs a weed inspection program and has identified State and Reional high priority weeds. This fee applies only if no action is taken following the first two free inspections.						

continued on next page ...

Name	Policy Code	Year 25/26 Fee (incl. GST)	Year 26/27 Fee (excl. GST)	GST	Fee (incl. GST)	Unit
Natural Resource Management [continued]						
Fee for non-compliance of a Biosecurity Direction Biosecurity Act 2015 (s.126, s.127, s.128, s.88 & s.132)	Q	$200.00	$206.00	$0.00	$206.00	EACH
Fee for Non -Compliance of a Biiosecurity Direction under Act 2015 (s.126, s.127, s.128 , s.88 and s.132)						
Priority weed control undertaken on behalf of Council in the execution of a Biosecurity undertaking. Biosecurity Act 2015 (s.146 &147).		Fee is at Cost Recovery				EACH
Threatened Flora and Fauna Species		$200.00	$206.00	$0.00	$206.00	Per Service
New fee to be charged for the search of councils biodiversity records for threatened flora and fauna species and their habitat, on sites where utilities are proposed, including but not limited to Telstra, Endeavour Energy, Jemena, NBN and Sydney Water.						
Social Planning and Community Development						
Community Development						
Admission Charges						
Ticketing for Community Events	H	Fees are from $0.50c up to $50.00 per ticket dependant on scale, entertainment offered and visitor experience options.				EACH
Libraries and Museum						
Community Business Hub (Fairfield City HQ)						
Fees may be adjusted for introductory, loyalty discount, marketing or promotional purposes. Some fees apply to the Workary.						
Community Hub Space (up to 60 people) Vic Winton						
Off-Peak Hire Vic Winton Room (Mon – Fri) 9am to 4pm	N	$50.00	$31.82	$3.18	$35.00	HOUR
Off-Peak Hire Hourly Rate (Mon-Fri) 9am to 4pm [Community Hub Space (up to 60 people) Vic Winton]						
Peak Hire Vic Winton Room (Mon – Fri) 7am to 9am and 4pm to 9pm (Sat - Sun) 8am to 5pm		$0.00	$45.45	$4.55	$50.00	
Peak Hire – Vic Winton Room - (Mon - Fri) 7am to 9am and 4pm to 9pm (Sat – Sun) 8am to 5pm						
Refundable Bond Deposit		$0.00	$600.00	$0.00	$600.00	EACH
Storage Cage Hire – Annual Hire Minimum 12 months		$0.00	$90.91	$9.09	$100.00	EACH
Fairfield HQ is offering limited storage cages						
Storage Cage Hire – Monthly Hire		$0.00	$109.09	$10.91	$120.00	EACH
Fairfeild City HQ are introducing limited locakable storage cages						
Business Hub Meeting Spaces (up to 8 people)						
Hire Hourly Rate (Mon – Sun)	N	$35.00	$31.82	$3.18	$35.00	HOUR
Commercial Hire Hourly Rate (Mon-Sun/ Public Holidays)						
Co-working Space - Hot Desk						
Access Card Bond		$0.00	$45.00	$0.00	$45.00	EACH
Additional Mailbox Key/ Lost Key Replacement	N	$14.00	$12.73	$1.27	$14.00	Each
Additional Key / Lost key replacement A maximum of 3 keys may be issued per mailbox, inclusive of the two establishment keys						

continued on next page ...

Name	Policy Code	Year 25/26 Fee (incl. GST)	Year 26/27 Fee (excl. GST)	Year 26/27 GST	Year 26/27 Fee (incl. GST)	Unit
Co-working Space - Hot Desk [continued]						
Mailbox Cancellation Fee	N	$20.00	$18.18	$1.82	$20.00	EACH
Mailbox Establishment Fee	N	$20.00	$18.18	$1.82	$20.00	Monthly
Mailbox Establishment Fee (includes 2 keys) Additional / lost key replacements incurs costs						
Mailbox Hire -1 Year	N	$600.00	$545.45	$54.55	$600.00	Yearly
Commercial Hire - One mailbox per Year						
Hot Desk (1 Day) (Mon-Sun)	N	$35.00	$33.18	$3.32	$36.50	DAY
Hot Desk (1 Day) (Mon-Sun)						
Hot Desk (1 Month) (Mon-Sun)	N	$350.00	$336.36	$33.64	$370.00	MONTHLY
Hot Desk (1 Month) (Mon-Sun) [Co-working Space - Hot Desk] Hot Desk (1 Month) (Mon-Sun) [Co-working Space - Hot Desk]						
Hot Desk (1 Year) (Mon-Sun)	N	$3,500.00	$3,454.55	$345.45	$3,800.00	ANNUAL
Hot Desk (1 Year) (Mon-Sun) [Co-working Space - Hot Desk] Hot Desk (1 Year) (Mon-Sun) [Co-working Space - Hot Desk]						
Workshops/Programs						
Per Person – Per workshop	N		Cost Recovery Basis $10.00 – $50.00			Per Person
Per Private Session (Per Session is equivalent to 1 hour)	N	$70.00	$63.64	$6.36	$70.00	SESSION
Fee may be amended for marketing purposes.						
Studio HQ (Photography / Videography Studio)						
Hire-Hourly Rate (Mon-Sun)	N	$50.00	$50.00	$5.00	$55.00	HOUR
Commercial Hire – Hourly Rate (Mon-Sun/ Public Holiday)						
Equipment/Consumables						
A4 (Colour) per side [Equipment/Consumables]	N	$0.50	$0.45	$0.05	$0.50	EACH
A4 (Colour) per side						
A3 (Colour) per side [Equipment/Consumables]	N	$1.00	$0.91	$0.09	$1.00	EACH
A3 (Colour) per side						
A4 (B&W) per side [Equipment/Consumables]	N	$0.30	$0.28	$0.03	$0.31	EACH
A4 (B&W) per side						
A3 (B&W) per side [Equipment/Consumables]	N	$0.50	$0.45	$0.05	$0.50	EACH
A3 (B&W) per side						
Fairfield City Council | City Living | Libraries and Museum | Fairfield City HQ | HQ Offices - Exclusive						
Audio HQ		$500.00	$477.27	$47.73	$525.00	
Room 3 – Small Office		$700.00	$659.09	$65.91	$725.00	PER MONTH
Fairfield City Museum and Gallery						
Art Workshops/ Programs	C	•	Price ranging from $9.50 to $130.00			Per Person
Cost of one off workshops or masterclasses or one off events. Prices reflect appropriateness of program costs, age or participants, the type of program, materials costs and may include catering costs.						

continued on next page ...

Name	Policy Code	Year 25/26 Fee (incl. GST)	Year 26/27 Fee (excl. GST)	Year 26/27 GST	Year 26/27 Fee (incl. GST)	Unit
Fairfield City Museum and Gallery [continued]						
Creative Workshops (Adults)	G	People (aged 18 years and over) $20.00 - $60.00				Per Person
Group Booking with Morning Tea (maximum 20 people)	C	$5.50	$5.00	$0.50	$5.50	Per Person
Memory Box Tour	C	$6.00	$5.45	$0.55	$6.00	Per Person
Group booking with morning tea (Maximum 20 people)						
School Holiday Program	N				$9.50 - $25.00	EACH
Booking are essential. Fees may apply to each class, or a term (if offered). Creative programs for children and families, school holiday workshops and tours. Fees range from $9.50 per class per person (may be more depending on materials and length of the workshop). Fee is applied up to cost recovery. Fee may be amended for marketing purposes.						
Creative Art/ Ceramics	N	$18.00	$16.36	$1.64	$18.00	Per Person
Price per week per person. Courses may run for 4, 6 or 8 weeks blocks. Fees may be amended for marketing purposes. Fee may be amended for marketing purposes.						
Art Classes (Adults)	N	$17.00	$15.60	$1.56	$17.17	Per Person
$16.50 per week per person. Course may run in 4, 6 or 8 weeks blocks. Fees may be amended for marketing purposes. Fee may be amended for marketing purposes.						
Ceramic Classes (Adults)	N	$22.00	$20.20	$2.02	$22.22	Per Person
$22.00 per week per person. Course may run in 4, 6 or 8 weeks blocks. Fees may be amended for marketing purposes. Fee may be amended for marketing purposes.						
Access Workshops						
Access Workshops	N	$16.50	$15.00	$1.50	$16.50	EACH
$16.50 per week per person. Course may run in 4, 6 or 8 weeks blocks. Fees may be amended for marketing purposes.						
Photography Charges						
First Hour – hire of FCMG for photography	N	$65.00	$61.36	$6.14	$67.50	HOUR
For Subsequent Hours – hire of FCMG for photography	N	$32.00	$30.45	$3.05	$33.50	HOUR
Site Hire for Events (Weddings)						
Site hire for weddings (Saturdays only between operational hours)	G	$80.00	$81.81	$8.18	$90.00	Hour
Minimum Hire (3 hours)						
Admin Charges						
Adults	N				No Charge for admission	Per Person
Concessions and Children	N				No Charge for admission	Per Person
Family – 2 Adults and 3 Children	N				No Charge for admission	Per Family
Bus Tours	N				No Charge for admission	Per Person
Schools Education Program						
Schools within Fairfield City						
Per Student / Per Session – Fairfield LGA	N	$6.50	$6.36	$0.64	$7.00	EACH

Name	Policy Code	Year 25/26 Fee (incl. GST)	Year 26/27 Fee (excl. GST)	GST	Fee (incl. GST)	Unit
Schools Outside Fairfield City						
Per Student / Per Session – outside Fairfield LGA	N	$8.00	$7.73	$0.77	$8.50	EACH
Fairfield City Open Libraries						
Room Hire | Lab.LX Computer Content Creation Room						
Group Hire Hourly Rate		$80.00	$72.73	$7.27	$80.00	PER HOUR
Group Hire Rate (Mon-Fri) for access to custom built PCs and a suite of programs for content creation Fee may be amended for marketing purposes Fee may be amended for marketing purposes Fee may be amended for marketing purposes						
Software Installation Fee		$20.00	$18.18	$1.82	$20.00	PER UNIT
Group Education Program (Schools / Community Groups)						
Schools/ Community Groups within Fairfield City	C	$6.50	$5.91	$0.59	$6.50	EACH
Per Student / Per Session - Fairfield LGA						
Schools/ Community Groups outside Fairfield City	C	$8.00	$7.27	$0.73	$8.00	EACH
Per Student / Per Session - outside Fairfield LGA						
Group Workshops (Private Groups)						
One off workshops, masterclasses or one off events (maximum 30 people per booking)	C				$6.50 - $30.00	EACH
Per Participant / Per Session. Prices reflect appropriateness of program costs, the type of program, materials costs and may include catering costs.						
Studio 2166 Personalised Project Support						
One on One Coaching	C	$55.00	$52.28	$5.23	$57.50	Hour
Per Participant / Per Session						
General						
Hire of Meeting Rooms						
Bonnyrigg – Small Meeting Room Hire – Community Hire	N	$15.50	$14.55	$1.45	$16.00	HOUR
Bonnyrigg – Small Meeting Room Hire – Commercial Hire	N	$39.50	$37.27	$3.73	$41.00	HOUR
Whitlam – Medium Meeting Room Hire – Community Hire	N	$26.00	$24.55	$2.45	$27.00	HOUR
Whitlam - Medium Meeting Room - Commercial Hire	N	$52.00	$49.09	$4.91	$54.00	HOUR
Whitlam – Small Meeting Room Hire – Community Hire	N	$15.50	$14.55	$1.45	$16.00	HOUR
Whitlam – Small Meeting Room Hire – Commercial Hire	N	$39.50	$37.27	$3.73	$41.00	HOUR
Fairfield – Small Meeting Room Hire – Community Hire	N	$15.50	$14.55	$1.45	$16.00	HOUR
Fairfield – Small Meeting Room Hire – Commercial Hire	N	$39.50	$37.27	$3.73	$41.00	HOUR
Wetherill Park – Small Meeting Room Hire – Community Hire	N	$15.50	$14.55	$1.45	$16.00	HOUR

continued on next page ...

Name	Policy Code	Year 25/26 Fee (incl. GST)	Year 26/27 Fee (excl. GST)	GST	Fee (incl. GST)	Unit
Hire of Meeting Rooms [continued]						
Wetherill Park – Small Meeting Room Hire – Commercial Hire	N	$39.50	$37.27	$3.73	$41.00	HOUR
Library Merchandise						
Library Misc Retail Products	N	$0.00	$0.00	$0.00	$0.00	EACH
Short run promotional items for special events Director, City Living has delegated authority to approve charges for miscellaneous library retail items during the year						
Tote Bag	G	$3.00	$2.73	$0.27	$3.00	Each
Charge may vary for promotional reasons						
Earphones	N	$3.00	$2.73	$0.27	$3.00	EACH
Lost and Overdue Items						
Overdues and Charges						
Inter-Library Loan Fee Recovery	E	Charged to the customer at the cost charged to Council				EACH
Inter-Library Loan Reservation Charge	Q	$4.00	$3.64	$0.36	$4.00	EACH
First Six Days Overdue No Charge	Q	First Six Days Overdue No Charge				Each
Seventh Day – Charge is Levied	E	$1.50	$1.50	$0.00	$1.50	EACH
On the Seventh and all subsequent days that the library is open – Charge is Levied	E	$0.30	$0.31	$0.00	$0.31	EACH
On the seventh day and all subsequent days – a late return fee is applied (capped to $10 per loan or $50 per transaction where five or more books are returned in the one transaction).						
Lost of Damaged Items						
Payment for lost/ damaged material (Original cost of item PLUS $12 processing fee)	E	Replacement cost as charged to Council from supplier including eReader & eReader accessories				EACH
Payment for lost/ damaged material (Original cost of item PLUS $12 processing fee)						
Non-Refundable Lost or Damaged Item Processing Fee	N	Processing cost as charged to Council from supplier Min. Fee excl. GST: $12.00				EACH
Non Refundable Lost or Damaged Item Processing Fee [Lost of Damaged Items]						
Membership Card						
Replacement Lost Membership Card	E	$5.50	$5.50	$0.00	$5.50	EACH
Photocopying						
Standard Fax Service						
Bonnyrigg Library Only						
Fax – price per side (local or interstate)	H	$1.50	$1.37	$0.14	$1.51	Per Page
Fax First Page - per side (local or interstate) [Standard Fax Service]						
Rate for faxing 20+ pages - price per side (local or interstate)	H	$1.30	$1.23	$0.12	$1.35	EACH
Fax Each Additional Page - per side (local or interstate) [Standard Fax Service]						

Name	Policy Code	Year 25/26 Fee (incl. GST)	Year 26/27 Fee (excl. GST)	GST	Fee (incl. GST)	Unit
Photocopying and Printing						
A4 (Colour) per side	N	$0.50	$0.45	$0.05	$0.50	EACH
A4 (Colour) per side [Equipment/Consumables]						
A3 (Colour) per side	N	$1.00	$0.91	$0.09	$1.00	EACH
A3 (Colour) per side [Equipment/Consumables]						
A4 (B&W) per side	N	$0.30	$0.27	$0.03	$0.30	EACH
A4 (B&W) per side [Equipment/Consumables]						
A3 (B&W) per side	N	$0.50	$0.45	$0.05	$0.50	EACH
A3 (B&W) per side [Equipment/Consumables]						
Community Hub Spaces - Workary						
Community Hire Hourly Rate (Mon-Fri)	N	$25.00	$23.64	$2.36	$26.00	Hour
Community Hire Hourly Rate (Mon-Sat)						
Commercial Hire Hourly Rate (Mon-Fri)	N	$40.00	$37.73	$3.77	$41.50	Hour
Commercial Hire Hourly Rate (Mon-Sat)						
Hot Desks - Workary						
Hot Desk - 1 Day (Mon-Fri)	N	$30.00	$27.27	$2.73	$30.00	Day
Workary Hours are Monday to Friday (up to 6pm, subject to change) Hot Desk - 1 Day (Mon-Fri)						
Hot Desk - 1 Month (Mon-Fri)	N	$250.00	$227.27	$22.73	$250.00	Monthly
Hot Desk - 1 Month (Mon-Fri)						
Hot Desk - 1 Year (Mon-Fri)	N	$2,500.00	$2,272.73	$227.27	$2,500.00	Annual
Hot Desk - 1 Year (Mon-Fri)						
Asset Management						
Civil and Built						
Fee for search of Council Assets			This is a fee for Service Charge			EACH
This is Fee for Service Charge						
Inspection of Utilities during Construction		$0.00	$210.00	$0.00	$210.00	EACH
This is a Service Fee Charge						
Residential Development – Road Reserve Clearance Certificate Fee: Roads, Footpaths, Kerb and Gutter, Trees – during Building Works	J	$304.00	$317.00	$0.00	$317.00	EACH
Commercial/ Industrial Development – Road Reserve Clearance Certificate Fee: Roads, Footpaths, Kerb and Gutter, Trees – during Building Works	J	$606.00	$631.00	$0.00	$631.00	EACH
Residential Development – Inspection Fee for Road Reserve Clearance Certificate: Roads, Footpaths, Kerb and Gutter, Trees – during Building Works for Complying Developments valued >$25,000	J	$304.00	$317.00	$0.00	$317.00	EACH
Commercial/ industrial Development – Inspection Fee for Road Reserve Clearance Certificate: Roads, Footpaths, Kerb and Gutter, Trees – during Building Works for Complying Developments valued >$25,000	J	$606.00	$631.00	$0.00	$631.00	EACH

continued on next page ...

Name	Policy Code	Year 25/26 Fee (incl. GST)	Year 26/27 Fee (excl. GST)	GST	Fee (incl. GST)	Unit
Civil and Built [continued]						
Utility Authorities/Major projects - Road Reserve Clearance Certificate per road segment up to 100 metres. Multiple charges for segments more than 100 metres	R	$310.00	$320.00	$0.00	$320.00	Each
Road segment can be negotiated for projects with extended length						
Assessment of street lighting	R	$257.00	$268.00	$0.00	$268.00	EACH
Area of compound inclusive of all sections within compound per SQ metre – weekly fee	N	$61.00	$64.00	$0.00	$64.00	SQ METRE
Fee can be negotiated for areas larger than 250 Sq. meter and longer durations.						
Road Opening Permits						
Road Opening Permit, Covers one Permit per Site or if more than One Lot per Site	I	$211.00	$220.00	$0.00	$220.00	EACH
One Permit per Lot is Required – see Appendix W2						
Special Road Opening Permit, Opening in CBD area, Opening Central Road Pavement and Connection to Council Drainage (Additional to Road opening permit)	I	$257.00	$268.00	$0.00	$268.00	EACH
See Appendix W3, W4						
Road opening without a Permit	I	$304.00	$317.00	$0.00	$317.00	EACH
See Appendix W5						
Temporary Shoring Permit						
Application Fee	I	$209.00	$216.00	$0.00	$216.00	Each
Use of road reserve for underground anchoring for up to 3 months (per week, per site)	I	$570.00	$588.00	$0.00	$588.00	Weekly
Tower Crane Permit						
Tower Crane Operation permit is required for the installation & operation of a tower Crane on a private development Site where the slewing radius of the crane swings above any council owned Land						
Tower Crane (Per week) with work zone	I	$569.25	$587.00	$0.00	$587.00	WEEKLY
Tower Crane (per week) without work zone		$1,150.00	$1,186.00	$0.00	$1,186.00	WEEKLY
Tower Crane Application fee		$208.50	$215.00	$0.00	$215.00	EACH
Occupation of Footpath Permit						
Hoarding Fees						
Additional Rate for Type B Hoarding with overhead or sheds above – per m2 / per week	P	$0.00	$8.30	$0.00	$8.30	per m2 / per week
Hoarding Fees Hoarding Fees - Additional Rate for Type B Hoarding with overhead or sheds above – per m2 / per week						
Type A – Per application per site frontage	P	$222.00	$232.00	$0.00	$232.00	MINIMUM
Type B – Per application per site frontage	P	$507.00	$528.00	$0.00	$528.00	MINIMUM
Type A – Per metre site frontage – Weekly Fee	P	$25.00	$27.00	$0.00	$27.00	MINIMUM
Type B – Per metre site frontage – Weekly Fee	P	$41.00	$43.00	$0.00	$43.00	MINIMUM
Other Occupation Permit						
Concrete Pump Permit	P	$151.00	$156.00	$0.00	$156.00	Day
Crane Permit	P	$152.00	$159.00	$0.00	$159.00	DAY

continued on next page ...

Name	Policy Code	Year 25/26 Fee (incl. GST)	Year 26/27 Fee (excl. GST)	GST	Fee (incl. GST)	Unit
Other Occupation Permit *[continued]*						
Skip Bin – per week	P	$152.00	$159.00	$0.00	$159.00	WEEK
Fence Occupation per metre – weekly fee	P	$61.00	$64.00	$0.00	$64.00	METRE
Footpath Occupational Permit for Not-for-Profit organisations	P	$155.25	$160.06	$0.00	$160.06	PER APPLICATION
Restoration Charges						
Night Work Surcharge for restoration works as required	N		30% base rate + $3,000 per site			Each
Traffic Control in CBD and Busy Roads	N		Prices as charged by the market			EACH
Site establishment fee for all restoration works	I	$260.00	$271.00	$0.00	$271.00	EACH
New Work – Concrete Vehicular						
Vehicular crossing location application - Stage 1	I	$105.00	$109.00	$0.00	$109.00	Each
Vehicular crossing construction application - Stage 2 - Light Duty (single dwelling/duplex)	I	$275.00	$287.00	$0.00	$287.00	EACH
Appendix W6						
Vehicular crossing construction application- Stage 2 - Medium Duty (townhouses/apartments)	I	$323.00	$334.00	$0.00	$334.00	Each
Vehicular crossing construction application - Stage 2 - Heavy Duty (industrial)	I	$377.00	$389.00	$0.00	$389.00	Each
Reinspection	I	$114.00	$118.00	$0.00	$118.00	Each
Request and Provision of Double Sided Guide Signs (200mm)	H	$693.00	$722.00	$0.00	$722.00	EACH
Unsealed Shoulder						
Unsealed Shoulder – Restoration	I	$245.00	$256.00	$0.00	$256.00	SQUARE METER
Concrete Dish Crossing						
Concrete Dish Crossing Fee	I	$478.00	$498.00	$0.00	$498.00	METRE
Footpath Restoration – Asphalt						
Asphaltic Concrete / Hotmix	I	$263.00	$274.00	$0.00	$274.00	SQUARE METER
Concrete Footpath (Minimum Area 1.44sqm)						
First 1-10 Sq. Metre	I	$356.00	$371.00	$0.00	$371.00	SQUARE METER
11-25 Sq. Metre	I	$329.00	$343.00	$0.00	$343.00	SQUARE METER
26-50 Sq. Metre	I	$298.00	$308.00	$0.00	$308.00	Square Meter
50-100 Sq. Metre	I	$297.00	$310.00	$0.00	$310.00	SQUARE METER
+100 Sq. Metre	I		Chargeable at actual cost (Quote)			Square Meter
Town Centre footpath colour spray treatment with stencilled border	I	$95.00	$99.00	$0.00	$99.00	SQUARE METER

Name	Policy Code	Year 25/26 Fee (incl. GST)	Year 26/27 Fee (excl. GST)	GST	Fee (incl. GST)	Unit
Pram Ramp						
Pram Ramp Fee	I	$1,618.00	$1,685.00	$0.00	$1,685.00	EACH
Cycleway (Minimum Area 7.5sqm)						
Cycleway	I	$408.00	$425.00	$0.00	$425.00	SQUARE METER
Paving on Concrete Base						
Brick Paving on Reinforce Concrete Base	I	$676.00	$704.00	$0.00	$704.00	SQUARE METER
CBD Paving Tiles						
CBD/Town centre Paving Tiles (Granite paver, Asphalt infill with paver banding, concrete infill with paver banding and Pebblecrete paver)	I	$839.00	$874.00	$0.00	$874.00	SQUARE METER
Earth / Gravel / Grass Verge						
Earth / Gravel / Grass Verge	I	$164.00	$171.00	$0.00	$171.00	SQUARE METER
Vehicular Crossings Restoration						
Concrete – 125mm Thick, F72 Mesh	I	$437.00	$455.00	$0.00	$455.00	SQUARE METER
Concrete – 175mm Thick, F82 Mesh	I	$542.00	$565.00	$0.00	$565.00	SQUARE METER
Concrete – 225mm Thick, F82 Mesh	I	$594.00	$619.00	$0.00	$619.00	SQUARE METER
Stencil Concrete – 125mm Thick, F72 Mesh	I	$513.00	$535.00	$0.00	$535.00	SQUARE METER
Stamped/paved/coloured concrete	N		Prices as charged by the market			Each
Kerb, Layback, Gutter, Kerb and Gutter						
1-5 Metre	I	$501.00	$522.00	$0.00	$522.00	METRE
6-30 Metre	I	$455.00	$474.00	$0.00	$474.00	METRE
+ 30 Metre	I	$437.00	$455.00	$0.00	$455.00	METRE
Drainage Kerb Inlet Slab, Pit						
Up to 1.8m lintel	I	$3,967.00	$4,130.00	$0.00	$4,130.00	EACH
2.4m lintel	I	$4,223.00	$4,397.00	$0.00	$4,397.00	EACH
3.0m lintel	I	$4,356.00	$4,535.00	$0.00	$4,535.00	EACH
3.6m lintel	I	$4,468.00	$4,652.00	$0.00	$4,652.00	EACH
4.2m lintel	I	$4,734.00	$4,929.00	$0.00	$4,929.00	EACH
4.8m lintel, plus	I	$5,357.00	$5,577.00	$0.00	$5,577.00	EACH
Drainage	I	$11,225.00	$11,686.00	$0.00	$11,686.00	EACH
Provision of Kerb Stormwater Outlet						
Each Outlet	I	$269.00	$281.00	$0.00	$281.00	EACH

Name	Policy Code	Year 25/26 Fee (incl. GST)	Year 26/27 Fee (excl. GST)	GST	Fee (incl. GST)	Unit
Island						
1-5 Sq. Metre	I	$513.00	$535.00	$0.00	$535.00	SQUARE METER
6-30 Sq. Metre	I	$490.00	$511.00	$0.00	$511.00	SQUARE METER
+ 30 Sq. Metre	I	$449.00	$468.00	$0.00	$468.00	SQUARE METER
Road Restoration – Asphalt						
First 1-10 Sq. Metre	I	$635.00	$662.00	$0.00	$662.00	SQUARE METER
11-25 Sq. Metre	I	$541.00	$564.00	$0.00	$564.00	SQUARE METER
26-50 Sq. Metre	I	$450.00	$464.00	$0.00	$464.00	Square Meter
50-100 Sq. Metre	I	$426.00	$444.00	$0.00	$444.00	SQUARE METER
+100 Sq. Metre	I		Chargeable at actual cost (Quote)			Square Meter
Line Marking	I		Prices as charged by the market			Each
Saw Cutting						
Minimum Saw Cutting Charge including Site Establishment Fee	N	$428.00	$401.82	$40.18	$442.00	EACH
Saw Cut – 25mm – 75mm	N	$25.00	$24.55	$2.45	$27.00	METRE
Saw Cut – 75mm – 125mm	N	$41.00	$39.09	$3.91	$43.00	METRE
Saw Cut – 125mm – 175mm	N	$77.00	$73.64	$7.36	$81.00	METRE
Saw Cutting – over 175mm	N	$77.00	$73.64	$7.36	$81.00	METRE
Road Restoration – Cement						
Concrete Pavement Restoration	I	$943.00	$982.00	$0.00	$982.00	SQUARE METER
Open Space						
Inspection of restoration works in the parks		$200.00	$187.27	$18.73	$206.00	
Access Permit (Community Land) – Application Fee	C	$378.00	$393.50	$0.00	$393.50	INSPECTION
Application fee for lodgement of an Access Permit to Crown Land						
Access Fee (per day)	C	$157.00	$163.50	$0.00	$163.50	DAY
Access Permit – Damage Deposit	C	$779.00	$811.00	$0.00	$811.00	NOTICE
Community Land – Storage – Shipping Container	C				POA	EACH
Tree Management/Preservation						
Tree Work Permit (Pruning/Removal) Inspection Fee – Pensioners	C	$46.50	$48.50	$0.00	$48.50	INSPECTION
Inspection of 1-2 trees						
Memorial Tree Planting (tube stock) – existing planting of garden bed	N	$76.00	$71.82	$7.18	$79.00	EACH
Memorial Tree Planting (stand alone planting).	N	$163.00	$154.09	$15.41	$169.50	EACH

continued on next page ...

Name	Policy Code	Year 25/26 Fee (incl. GST)	Year 26/27 Fee (excl. GST)	GST	Fee (incl. GST)	Unit
Tree Management/Preservation [continued]						
Tree Work Permit (Pruning/Removal) – Inspection Fee	C	$93.00	$97.00	$0.00	$97.00	INSPECTION
Inspection of 1-2 trees						
Tree replacement (Permit)	C	$76.00	$79.00	$0.00	$79.00	EACH
Replacement contribution						
Tree replacement – Minimum Fee	N	$372.00	$387.50	$0.00	$387.50	EACH
Based on street tree valuation minimum replacement fee						
Tree replacement – Medium	N	$698.00	$726.50	$0.00	$726.50	EACH
Based on street tree valuation medium replacement fee						
Tree replacement – Large	N	$1,046.50	$1,089.50	$0.00	$1,089.50	EACH
Based on street tree valuation medium – large tree replacement fee						
Tree replacement – significant	N	$3,140.00	$3,268.50	$0.00	$3,268.50	EACH
Based on street tree valuation significant landscape element replacement fee						
Tree removal – Market Rate	I	Council removes tree at full cost recovery (DA triggered)				EACH
Mowing Service – Residential – Nature Strips						
Single frontage (approx. 30sqm)	P	$72.00	$68.18	$6.82	$75.00	EACH
Large frontage (up to approximately 100sqm)	P	$145.50	$137.73	$13.77	$151.50	EACH

City Development, Regulatory Services & Information Technology

Information Management

Access to Information

Subpoena

Lodgement of Subpoena	N	$63.00	$65.00	$0.00	$65.00	EACH
This fee only applies to the lodgement of Subpoenas – no fee is required for the lodgement of Statement of Claims or Legal Notices.						
Subpoena processing (hourly rate)	N	$63.00	$65.00	$0.00	$65.00	HOUR

GIPA

Per Application by Natural Persons	M	$30.00	$30.00	$0.00	$30.00	EACH
Formal access under GIPA Act includes 20 hours processing for own personal information (others' information at $30.00 per hr)						
Per Internal Review	M	$40.00	$40.00	$0.00	$40.00	EACH
Only applies to Formal GIPA requests processed						
A2 Paper	P	$4.50	$4.50	$0.00	$4.50	EACH
A1 Paper	P	$7.50	$8.00	$0.00	$8.00	EACH
A0 Paper	P	$11.50	$12.00	$0.00	$12.00	EACH

Community Regulatory Services

Animal Boarding

The fees outlined below represent fees payable to Councils approved animal holding facility, (not payable to Council), upon collection/ release of animal from the facility - Costs may vary depending on duration animal is held and animal status/size/breed/condition/ temperament

continued on next page ...

Name	Policy Code	Year 25/26 Fee (incl. GST)	Year 26/27 Fee (excl. GST)	GST	Fee (incl. GST)	Unit
Animal Boarding [continued]						
Administration and service fee (applicable upon receiving animal at facility)	Q	$144.00	$148.50	$0.00	$148.50	Each
Poultry, rabbit, birds, pocket pets (guinea pig, mice, rat, ferret) including boarding, euthanasia and disposal if necessary	Q	$49.00	$51.00	$0.00	$51.00	EACH
Cost is subject to change dependant on pound service provider charges						
Sheep / Goats / Pigs/Cows/Mare/Stallion boarding, euthanasia and disposal	Q	Costs are subject to size/ storage days.				DAY
Cost is subject to change dependant on pound service provider charges						
Sheep / Goats / Pigs/Cows/Mare/Stallion boarding, euthanasia and disposal per kg	Q	Costs are subject to size/ storage days.				PER KG
Cost is subject to change dependant on pound service provider charges						
Dogs boarding	Q	$110.50	$115.00	$0.00	$115.00	DAY
Cost is subject to change dependant on pound service provider charges						
Boarding Dogs waiting/deemed to be Declared dangerous, restricted	Q	$121.00	$126.00	$0.00	$126.00	DAY
Cost is subject to change dependant on pound service provider charges						
Boarding Cats over 2kg	Q	$55.00	$57.50	$0.00	$57.50	DAY
Cost is subject to change dependant on pound service provider charges						
Kittens	Q	$94.00	$98.00	$0.00	$98.00	EACH
Cost is subject to change dependant on pound service provider charges						
Euthanasia						
The fees outlined below represent fees payable to Councils approved animal holding facility, (not payable to Council), upon collection/ release of animal from the facility - Costs may vary depending on duration animal is held and animal status/size/breed/condition/ temperament						
Euthanasia of dogs (under 20kg)	Q	$255.50	$266.00	$0.00	$266.00	EACH
Cost is subject to change dependant on pound service provider charges						
Euthanasia dogs (over 20kg)	Q	$384.00	$399.50	$0.00	$399.50	EACH
Cost is subject to change dependant on pound service provider charges						
Euthanasia cats	Q	$255.50	$266.00	$0.00	$266.00	EACH
Cost is subject to change dependant on pound service provider charges						
Euthanasia of Cats less than 2kg	Q	$139.50	$145.00	$0.00	$145.00	EACH
Cost is subject to change dependant on pound service provider charges						
Dog/Cat Registrations						
Late fee - Fee Set by Legislation	M	$23.00	$23.00	$0.00	$23.00	EACH
Late fee applies to all late registration and annual permits payments made outside of the prescribed period of time given.						
Cat Registrations – Desexed	M	$70.00	$70.00	$0.00	$70.00	EACH
Proof required – desexing certificate						
Cat Registration combined– Not Desexed by 4 months	M	$169.00	$169.00	$0.00	$169.00	EACH
Lifetime Registration $68 + $96 annual permit for the year only. $81 fee is applicable every year cat is not desexed.						
Cat Registration – Eligible Pensioner	M	$35.00	$35.00	$0.00	$35.00	EACH
Proof is required – pension card and desexing certificate						

continued on next page ...

Name	Policy Code	Year 25/26 Fee (incl. GST)	Year 26/27 Fee (excl. GST)	GST	Fee (incl. GST)	Unit
Dog/Cat Registrations [continued]						
Cat Registrations – Desexed (sold by pound/ shelter)	M	$0.00	$0.00	$0.00	$0.00	EACH
Proof is required – pound/ shelter paperwork						
Cat Registration – Not Desexed (not recommended)	M	$70.00	$70.00	$0.00	$70.00	EACH
Proof is required – vet certificate						
Cat Registration – Not Desexed (recognized breeder)	M	$70.00	$70.00	$0.00	$70.00	EACH
Proof is required – breeder certificate						
Dog Registration – Desexed (by 12 weeks)	M	$80.00	$80.00	$0.00	$80.00	EACH
Proof is required – desexing certificate						
Dog Registration – Desexed (by eligible pensioner)	M	$35.00	$35.00	$0.00	$35.00	EACH
Proof is required – pension card and desexing certificate						
Dog Registration combined– Not Desexed by 6 months	M	$269.00	$269.00	$0.00	$269.00	EACH
Registration fee of $78+ additional fee $184						
Dog Registration – Desexed (sold by pound/ shelter)	M	$0.00	$0.00	$0.00	$0.00	EACH
Proof required – pound/ shelter paperwork						
Dog Registration – Not Desexed (not recommended)	M	$80.00	$80.00	$0.00	$80.00	EACH
Proof is required – vet certificate						
Dog Registration – Not Desexed (recognized breeder)	M	$80.00	$80.00	$0.00	$80.00	EACH
Proof is required – breeder certificate						
Animal Control						
Surrender Fee for Dog	L	$403.00	$415.00	$0.00	$415.00	EACH
Surrender fee for Cat	L	$276.50	$285.00	$0.00	$285.00	EACH
Cost is subject to change dependant on pound service provider charges						
Dangerous Dog Sign	L	$42.00	$39.55	$3.95	$43.50	EACH
Cost is subject to change dependant on pound service provider charges						
Dangerous/restricted Dog, certificate of compliance of Enclosure	L	$155.50	$160.50	$0.00	$160.50	EACH
Annual Permit – Cat not desexed	M	$99.00	$99.00	$0.00	$99.00	EACH
Annual Permit – Restricted Dog	M	$236.00	$236.00	$0.00	$236.00	EACH
Animal Control (Dangerous Dog)						
Extra Large Collar	L	$84.00	$78.64	$7.86	$86.50	EACH
Large Collar	L	$78.00	$73.18	$7.32	$80.50	EACH
Medium Collar	L	$72.00	$67.27	$6.73	$74.00	EACH
Small Collar	L	$66.00	$61.82	$6.18	$68.00	EACH
Annual Permit – Dangerous Dog	M	$236.00	$236.00	$0.00	$236.00	EACH

Name	Policy Code	Year 25/26 Fee (incl. GST)	Year 26/27 Fee (excl. GST)	Year 26/27 GST	Year 26/27 Fee (incl. GST)	Unit
Release Fees						
Vehicles abandoned/left unattended	Q	$328.00	$341.50	$0.00	$341.50	EACH
This fee applies to Sedans/Hatchbacks/Utes/Station Wagons/Trailers (Fee includes towing and transport costs only)						
Impounded goods other than motor vehicles	Q	$138.00	$143.50	$0.00	$143.50	EACH
Heavy Vehicle abandoned/left unattended	Q		Costs subject to size/ mass			EACH
Applicant pay costs associated with its removal, transportation and storage. This fee applies to trucks/B-Doubles/large boats/machinery/dog trailers.						
Daily Storage Charge for article	Q		Costs subject to size/ mass			DAY
Applicant to pay costs at approved impound facility. This fee applies to motor vehicles/ heavy vehicle.						
Signs						
First Time Offence (per sign)	Q	$74.00	$77.00	$0.00	$77.00	EACH
Subsequent release of signs belonging to same offender	Q	$146.00	$152.00	$0.00	$152.00	EACH
Representation Hearing Lodgement Fee						
Base Charge	C	$84.50	$80.00	$8.00	$88.00	EACH
Additional Per Hour – Applicant Not Represented By Legal Representative	C	$123.00	$116.36	$11.64	$128.00	HOUR
Councils Solicitor	C		Applicant to meet costs			EACH
Each matter subject to outcome						
Building Control and Compliance						
Development Applications						
Estimated Cost up to $5,000	M	$147.00	$147.00	$0.00	$147.00	EACH
Base Charge- $5,001 - $50,000	M	$226.00	$226.00	$0.00	$226.00	EACH
Additional Charge for Each $1,000 (or part of $1,000)	M	$3.00	$3.00	$0.00	$3.00	EACH
Base Charge- $50,001 - $250,000	M	$469.00	$469.00	$0.00	$469.00	EACH
Additional Charge for Each $1,000 (or part of $1,000)	M	$3.64	$3.64	$0.00	$3.64	EACH
Base Charge- $250,001 - $500,000	M	$1,544.00	$1,544.00	$0.00	$1,544.00	EACH
Additional Charge for Each $1,000 (or part of $1,000)	M	$2.34	$2.34	$0.00	$2.34	EACH
Base Charge- $500,001 - $1,000,000	M	$2,325.00	$2,325.00	$0.00	$2,325.00	EACH
Additional Charge for Each $1,000 (or part of $1,000)	M	$1.64	$1.64	$0.00	$1.64	EACH
Base Charge - $1,000,001 - $10,000,000	M	$3,483.00	$3,483.00	$0.00	$3,483.00	EACH
Additional Charge for Each $1,000 (or part of $1,000)	M	$1.44	$1.44	$0.00	$1.44	EACH
Base Charge - More than $10,000,000	M	$21,146.00	$21,146.00	$0.00	$21,146.00	EACH
Additional Charge for Each $1,000 (or part of $1,000)	M	$1.19	$1.19	$0.00	$1.19	EACH

Name	Policy Code	Year 25/26 Fee (incl. GST)	Year 26/27 Fee (excl. GST)	GST	Fee (incl. GST)	Unit
Integrated Development						
Fee for Referral of Application to Another Approval Body	M	$426.00	$426.00	$0.00	$426.00	EACH
For Each Approval Body						
Additional Fees for Integrated Development	M	$187.00	$187.00	$0.00	$187.00	EACH
Fee payable for Consent Authority and fee applies for each referral.						
Designated Development						
Designated Development Fee	M	Standard D.A Fee based on Estimated Cost of Development (Schedule 4 of EP Regulation Plus Add on Fee $1,154 Maximum)				EACH
Assessment of Development affecting Heritage Property or Potentially Contaminated Site	M	Costs by Applicant				EACH
Building Advertising Fee						
Development required to be notified to Adjoining Affected Properties per Appendix B of City Wide DCP	L	$213.00	$222.00	$0.00	$222.00	EACH
Extra Charge will Apply – Where Large Number of Residents are to be Notified E.g. Flat of Units etc.						
Modification of Development Consent						
Application for Modification of Development Consent (Section 4.55)						
Maximum Fee for Application under S4.55(1)	M	$95.00	$95.00	$0.00	$95.00	EACH
Fee for Modification Application under Section 4.55(1A) or 4.56(1) that involves in the consent authority's opinion, minimal environmental impact, the Maximum Fee (see Total Amount Column) or 50% of the Fee for the Original D.A whichever is the lesser	M	$859.00	$859.00	$0.00	$859.00	EACH
The Maximum Fee (see Total Amount Column) or 50% of the Fee for the Original D.A whichever is less GST Free						
Fee for an Application under S4.55(2)						
Fee for modification application, s4.55(2) or s4.56(1) that does not, in the consent authority's opinion, involve minimal environmental impact	M	50% fee for original application				EACH
(a) less than $107.28, or (b) $107.28 or more and the original development application did not involve the erection of a building, the carrying out of the work or the demolition of a work or building						
Fee for modification application, s4.55(2) or s4.56(1) that does not, in the consent authority's opinion, involve minimal environmental impact	M	CPI				EACH
(a) the fee for the original application was $107.28 or more, and (b) the original development application involved the erection of a dwelling house with an estimated cost of $100,000 or less						
Fee for modification application, s4.55(2) or s4.56(1) that does not, in the consent authority's opinion, involve minimal environmental impact if the fee for the original application was $100 or more and the application relates to an original development application, other than as specified above, with an estimated cost of development within the Section 4.55 and Section 8.3 table	M	Refer to Section 4.55 and Section 8.3 Table				EACH

continued on next page ...

Name	Policy Code	Year 25/26 Fee (incl. GST)	Year 26/27 Fee (excl. GST)	Year 26/27 GST	Year 26/27 Fee (incl. GST)	Unit
Fee for an Application under S4.55(2) [continued]						
Plus Additional Amount if Notice of Application is to be Given	M	$886.00	$886.00	$0.00	$886.00	EACH
GST Free						
8.2 Review						
Review of Determination	M	50% of the Fee for the Original D.A, unless otherwise stipulated at left, and referred to in the Table to this clause				EACH
Section 4.55 & Section 8.3 Table						
Estimated Cost up to $5,000	M	$73.00	$73.00	$0.00	$73.00	EACH
Base Charge - $5,001 - $250,000	C	$113.00	$113.00	$0.00	$113.00	EACH
Additional Charge for Each $1,000	M	$1.50	$1.50	$0.00	$1.50	EACH
Base Charge – $250,001 – $500,000	M	$666.00	$666.00	$0.00	$666.00	EACH
Additional Charge for Each $1,000	M	$0.85	$0.85	$0.00	$0.85	EACH
Base Charge – $500,001 – $1,000,000	M	$949.00	$949.00	$0.00	$949.00	EACH
Additional Charge for Each $1,000	M	$0.50	$0.50	$0.00	$0.50	EACH
Base Charge – $1,000,001 – $10,000,000	M	$1,314.00	$1,314.00	$0.00	$1,314.00	EACH
Additional Charge for Each $1,000	M	$0.40	$0.40	$0.00	$0.40	EACH
Base Charge – More than $10,000,000	M	$6,310.00	$6,310.00	$0.00	$6,310.00	EACH
Additional Charge for Each $1,000	M	$0.27	$0.27	$0.00	$0.27	EACH
Development Up To $5,000						
Development Application Only						
DA Fee as prescribed – Development Up To $5,000	M	DA Fee as prescribed				EACH
Development involving the erection of a building, the carrying out of work or the demolition of a work or building.						
Plus Notification Fee (If Required) – Development Up To $5,000	N	$213.00	$215.00	$0.00	$215.00	EACH
Construction Certificate Only						
CC Fee – Development Up To $5,000	N	$217.50	$205.91	$20.59	$226.50	EACH
Compliance Certificates – Development $5,001 – $25,000	N	$288.50	$273.18	$27.32	$300.50	TOTAL
Development $5,001 – $25,000						
Development Application Only						
DA Fee as prescribed – Development $5,001 – $25,000	M	DA Fee as prescribed				EACH
See Previous pages for schedule						
Plus Notification Fee (If Required) – Development $5,001 – $25,000	N	$213.00	$215.00	$0.00	$215.00	EACH
Construction Certificate Only						
CC Fee – Development $5,001 – $25,000	N	$335.50	$317.73	$31.77	$349.50	EACH

continued on next page ...

Name	Policy Code	Year 25/26 Fee (incl. GST)	Year 26/27 Fee (excl. GST)	GST	Fee (incl. GST)	Unit
Construction Certificate Only [continued]						
Compliance Certificates – Development $25,001 – $50,000	N	$581.50	$550.45	$55.05	$605.50	TOTAL
Inspection fee						
Development $25,001 – $50,000						
Development Application Only						
DA Fee as prescribed – Development $25,001 – $50,000	M			DA Fee as prescribed		EACH
See Previous pages for schedule						
Plus Notification Fee (If Required) – Development $25,001 – $50,000	N	$213.00	$215.00	$0.00	$215.00	EACH
Construction Certificate Only						
CC Fee – Development $25,001 – $50,000	N	$593.00	$561.36	$56.14	$617.50	EACH
Compliance Certificates – Development $50,000 – $100,000	N	$581.50	$550.45	$55.05	$605.50	TOTAL
Inspection Fee						
Development $50,000 – $100,000						
Development Application Only						
DA Fee as prescribed – Development $50,000 – $100,000	M			DA Fee as prescribed		EACH
See Previous pages for schedule						
Plus Notification Fee (If Required) – Development $50,000 – $100,000	N	$213.00	$215.00	$0.00	$215.00	EACH
Construction Certificate Only						
CC Fee – Development $50,000 – $100,000	N	$695.50	$658.18	$65.82	$724.00	EACH
Compliance Certificates – Development $100,001 – $150,000	N	$877.00	$830.00	$83.00	$913.00	TOTAL
Inspection Fee						
Development $100,001 – $150,00						
Development Application Only						
DA Fee as prescribed – Development $100,001 – $150,000	M			DA Fee as prescribed		EACH
See Previous pages for schedule						
Plus Notification Fee (If Required) – Development $100,001 – $150,000	N	$213.00	$215.00	$0.00	$215.00	EACH
Construction Certificate Only						
CC Fee – Development $100,001 – $150,000	N	$799.00	$756.36	$75.64	$832.00	EACH
Compliance Certificates – Development $150,001 – $200,000	N	$1,169.50	$1,106.82	$110.68	$1,217.50	TOTAL
Inspection Fee						

Name	Policy Code	Year 25/26 Fee (incl. GST)	Year 26/27 Fee (excl. GST)	GST	Fee (incl. GST)	Unit
Development $150,001 – $200,00						
Development Application Only						
DA Fee as prescribed – Development $150,001 – $200,000	M			DA Fee as prescribed		EACH
See Previous pages for schedule						
Plus Notification Fee (If Required) – Development $150,001 – $200,000	N	$213.00	$215.00	$0.00	$215.00	EACH
Construction Certificate Only						
CC Fee – Development $150,001 – $200,000	N	$863.00	$816.82	$81.68	$898.50	EACH
Compliance Certificates – Development $200,001 – $250,000	N	$1,456.00	$1,377.73	$137.77	$1,515.50	TOTAL
Inspection Fee						
Development $200,001 – $250,00						
Development Application Only						
DA Fee as prescribed – Development $200,001 – $250,000	M			DA Fee as prescribed		EACH
See Previous pages for schedule						
Plus Notification Fee (If Required) – Development $200,001 – $250,000	N	$213.00	$215.00	$0.00	$215.00	EACH
Construction Certificate Only						
CC Fee – Development $200,001 – $250,000	N	$917.00	$867.73	$86.77	$954.50	EACH
Compliance Certificates – Development $250,001 – $375,000	N	$1,756.00	$1,661.82	$166.18	$1,828.00	TOTAL
Inspection Fee						
Development $250,001 – $375,00						
Development Application Only						
DA Fee as prescribed – Development $250,001 – $375,000	M			DA Fee as prescribed		EACH
See Previous pages for schedule						
Plus Notification Fee (If Required) – Development $250,001 – $375,000	N	$213.00	$215.00	$0.00	$215.00	EACH
Construction Certificate Only						
CC Fee – Development $250,001 – $375,000	N	$968.50	$916.36	$91.64	$1,008.00	EACH
Compliance Certificates – Development $375,001 – $500,000	N	$1,756.00	$1,661.82	$166.18	$1,828.00	TOTAL
Inspection Fee						
Development $375,001 – $500,00						
Development Application Only						
DA Fee as prescribed – Development $375,001 – $500,000	M			DA Fee as prescribed		EACH
See Previous pages for schedule						

continued on next page ...

Name	Policy Code	Year 25/26 Fee (incl. GST)	Year 26/27 Fee (excl. GST)	Year 26/27 GST	Year 26/27 Fee (incl. GST)	Unit
Development Application Only [continued]						
Plus Notification Fee (If Required) – Development $375,001 – $500,000	N	$213.00	$215.00	$0.00	$215.00	EACH
Construction Certificate Only						
CC Fee – Development $375,001 – $500,000	N	$1,017.00	$962.27	$96.23	$1,058.50	EACH
Compliance Certificates – Development $500,000 – 750,000	N	$2,051.00	$1,940.91	$194.09	$2,135.00	TOTAL
Inspection Fee						
Development $500,000 – 750,000						
Development Application Only						
DA Fee as prescribed – Development $500,000 – 750,000	M			DA Fee as prescribed		EACH
See Previous pages for schedule						
Plus Notification Fee (If Required) – Development $500,000 – 750,000	N	$213.00	$215.00	$0.00	$215.00	EACH
Construction Certificate Only						
CC Fee – Development $500,000 – 750,000	N	$1,068.50	$1,011.36	$101.14	$1,112.50	EACH
Compliance Certificates – Development $750,000 – 1,000,000 – Construction Certificate Only	N	$2,051.00	$1,940.91	$194.09	$2,135.00	TOTAL
Inspection Fee						
Development $750,000 – 1,000,000						
Development Application Only						
DA Fee as prescribed – Development $750,000 – 1,000,000	M			DA Fee as prescribed		EACH
See Previous pages for schedule						
Plus Notification Fee (If Required) – Development $750,000 – 1,000,000	N	$213.00	$215.00	$0.00	$215.00	EACH
Construction Certificate Only						
CC Fee – Development $750,000 – 1,000,000	N	$1,276.00	$1,207.73	$120.77	$1,328.50	EACH
Compliance Certificates – Development $750,000 – 1,000,000	N	$2,051.00	$1,940.91	$194.09	$2,135.00	Total
Base Charge	C	$247.00	$233.64	$23.36	$257.00	EACH
Inspection, Report etc.						
Additional After First 30 Minutes	C	$123.50	$116.82	$11.68	$128.50	15 MINUTES
$1,000,001 – $2,000,000	N	$3,647.00	$3,451.36	$345.14	$3,796.50	EACH
$2,000,001 – $5,000,000	N	$9,350.00	$8,848.64	$884.86	$9,733.50	EACH
$5,000,001 – $7,500,000	N	$14,184.00	$13,423.18	$1,342.32	$14,765.50	EACH
$7,500,001 – $10,000,000	N	$19,077.00	$18,053.64	$1,805.36	$19,859.00	EACH
Over $10,000,000	N	Applicant requested to speak with a member of the building control branch to determine the cost, which will take into consideration the complexity of the proposal				EACH

Name	Policy Code	Year 25/26 Fee (incl. GST)	Year 26/27 Fee (excl. GST)	GST	Fee (incl. GST)	Unit
Complying Development						
Post Demolition Inspection Fee						
Post Demolition Inspection Fee	N	$288.50	$273.18	$27.32	$300.50	EACH
Extension of Lapsing Development Consent						
Extension of Development Consent	N	$229.50	$239.00	$0.00	$239.00	EACH
Stamping of Additional Plans						
Per Set	N	$85.00	$88.50	$0.00	$88.50	SET
Building Information Certificate (Section 6.23) Fee						
Residential						
Certificate	M	$282.56	$291.32	$0.00	$291.32	EACH
Reinspection	M	$104.68	$108.97	$0.00	$108.97	RE-INSPECTION
Commercial/Industrial – < 200m2						
Certificate	M	$282.56	$291.32	$0.00	$291.32	EACH
Reinspection	M	$104.68	$108.97	$0.00	$108.97	RE-INSPECTION
Commercial/Industrial – 200m2 – 2,000m2						
Certificate	M	$282.56	$291.32	$0.00	$291.32	EACH
Plus 50c per m2 Over 200m2	M		Plus 50c per m2 Over 200m2			SQUARE METER
Plus 50c per m2 Over 200m2						
Reinspection	M	$104.68	$108.97	$0.00	$108.97	RE-INSPECTION
Commercial/Industrial – > 2,000m2						
Building Certificate Fee	M	$1,316.71	$1,357.53	$0.00	$1,357.53	EACH
Plus 7.5c per m2 Over 2000m2	M		Plus 7.5c per m2 Over 2000m2			SQUARE METER
Reinspection	M	$104.68	$108.97	$0.00	$108.97	RE-INSPECTION
Additional Inspections						
Additional Inspections	M	$104.68	$108.97	$0.00	$108.97	RE-INSPECTION
Urgency Fee						
Initial Response within 3 Days of Receipt of Application	N	$423.00	$440.50	$0.00	$440.50	EACH
Building Information Certificate urgency fee associated with single detached dwellings and ancillary structures						

Name	Policy Code	Year 25/26 Fee (incl. GST)	Year 26/27 Fee (excl. GST)	GST	Fee (incl. GST)	Unit
Copy of Building Information Certificate						
Copy of Building Information Certificate Fee	M	$11.63	$12.11	$0.00	$12.11	EACH
Unauthorised Building Information Certificate Fee						
Unauthorised Building Information Certificate Fee	M	See clause 260 of Environmental Planning and Assessment Regulations. The fee is related only to unauthorised building works				EACH
I.e. applicable fee for a combined development and construction certificate application or just a construction certificate application fee minus original building certificate application fee						
Solid Fuel Heater Applications						
Section 68 Local Government Act 1993	M	$118.00	$118.00	$0.00	$118.00	EACH
Compliance Certificate						
Up to $100,000 – Per Certificate	N	$552.50	$522.73	$52.27	$575.00	EACH
Where Council is not the appointed Certifier						
Over $100,000 – Per Certificate	N	$700.00	$662.27	$66.23	$728.50	EACH
Where Council is not the appointed Certifier						
Construction Certificate Only						
Up to $25,000	N	$835.00	$790.00	$79.00	$869.00	EACH
$25,001 – $100,000	N	$1,669.00	$1,579.55	$157.95	$1,737.50	EACH
$100,001 – $500,000	N	$4,176.00	$3,951.82	$395.18	$4,347.00	EACH
Over $500,001	N	$10,336.00	$9,781.82	$978.18	$10,760.00	MINIMUM
(Plus additional 1% of Value of Development over $500,000)	N			GST Applicable		EACH
Application Fee for amended Construction Certificate with section 8.3 application where Council is the Certifier	M	$100.00	$90.91	$9.09	$100.00	EACH
Inspection for Relocation of Existing Building						
Inner City Area	N	$281.50	$293.00	$0.00	$293.00	EACH
Outside City Area	N	$552.50	$575.00	$0.00	$575.00	EACH
Plus Travel Time	N	$146.50	$152.50	$0.00	$152.50	HOUR
Fire Safety						
Inspect Premises when Nuisance or Offence is Established	N	$324.50	$338.00	$0.00	$338.00	INSPECTION
Where Council receives a complaint about Fire Safety						
Reinspection to determine compliance with council's initial requirements	N	$294.00	$306.00	$0.00	$306.00	INSPECTION
Fire Safety Inspection Fee						
Base Charge	C	$294.00	$306.00	$0.00	$306.00	EACH
Fee applicable where Council is requested to carry out a fire safety inspection.						
Additional After 1st Hour	N	$146.50	$152.50	$0.00	$152.50	EACH
Work Cover Inspections	N	$245.00	$255.00	$0.00	$255.00	EACH
Work Cover Re-Inspection Fee	N	$123.50	$128.50	$0.00	$128.50	EACH

continued on next page ...

Name	Policy Code	Year 25/26 Fee (incl. GST)	Year 26/27 Fee (excl. GST)	GST	Fee (incl. GST)	Unit
Fire Safety Inspection Fee [continued]						
Lodgement Fee	N	$117.50	$111.36	$11.14	$122.50	EACH
Fee applicable for each Annual Fire Safety Statement (AFSS) lodged with Council for registration						
Inspection fee	N	$294.00	$306.00	$0.00	$306.00	EACH
Fee applicable where Council must carry out an inspection where errors found in AFSS submitted to Council.						
Long Service Levy – No GST Pay						
Payable on All Works Over $250,000	M	0.25% of Estimated Cost of Works GST Exempt				EACH
Exempt Development Fee						
Exempt Development Certificate Fee	H	$275.50	$260.91	$26.09	$287.00	EACH
Exempt Development Site Inspection Fee	H	$206.00	$195.00	$19.50	$214.50	EACH
Building Advisory Meeting Fee						
Building Advisory Meeting Fee	H	$294.00	$278.18	$27.82	$306.00	HOUR
Swimming Pool Act – Statutory						
Commercial pool inspection and water sampling (public pools and spas) – Public Health Act	C	$152.50	$159.00	$0.00	$159.00	INSPECTION
Swimming Pool Compliance Certificate and initial inspection	M	$150.00	$136.36	$13.64	$150.00	EACH
Pensioners receive a $25.00 discount						
Reinspection of Swimming Pool Safety barrier for issue of Compliance Certificate	M	$100.00	$90.91	$9.09	$100.00	RE-INSPECTION
Pensioners receive a $25.00 discount						
Swimming Pool Registration fee to record pool details on Department of Finance, Services & Innovation (DFSI) data base	M	$10.00	$9.09	$0.91	$10.00	EACH
When requested by / on behalf of a swimming pool owner						
Application for an Exemption	M	$250.00	$250.00	$0.00	$250.00	EACH
Application for exemption from barrier requirements when requested by/on behalf of a swimming pool owner						
Compliance Cost Recovery Notice						
Recover costs/expenses associated with an Order under the EP&A Act, up to $1,000	S	$1,000.00	$1,000.00	$0.00	$1,000.00	AT ACTUAL COST
We should not update in LGS as it will override the amount charged as the fees are dependant on the order. These are receipt buckets for numerous fees. Receipt number removed from LGS to omit confusion. This was receipt type 32.						
Recover costs/expenses associated with a Notice of intention to issue the Order, up to $500	S	$500.00	$500.00	$0.00	$500.00	AT ACTUAL COST
We should not update in LGS as it will override the amount charged as the fees are dependant on the order. These are receipt buckets for numerous fees. Receipt number removed from LGS to omit confusion. This is receipt type 33.						

Name	Policy Code	Year 25/26 Fee (incl. GST)	Year 26/27 Fee (excl. GST)	GST	Fee (incl. GST)	Unit
Occupation Certificate						
Occupation Certificate Fee	N	$158.00	$149.55	$14.95	$164.50	EACH
Application fee for Occupation Certificate where Council is PC (class 2 – 9)						
Application fee for Occupation Certificate where Council is PC (class 1 and 10)	N	$65.50	$61.82	$6.18	$68.00	EACH
Application fee for Occupation Certificate where Council is the PC (class 1 and 10)						
Complaint invest or general inspection						
Complaint investigation or general Inspection	N	$324.50	$338.00	$0.00	$338.00	EACH
Section 8.2 Review						
Cost less then $100,000						
Cost less than $100,000 if the estimated cost of the development is less than $100,000 – Section 8.2 Review	M	$75.00	$78.00	$0.00	$78.00	EACH
Cost $100,001 to $1,000,000						
Cost $100,000 – $1,000,000 if the estimated cost of the development is $100,000 or more and less than or equal to $1,000,000-Section 8.2 Review	M	$203.00	$210.00	$0.00	$210.00	EACH
Cost greater than $1,000,000						
Cost greater than $1,000,000 if the estimated cost of the development is more than $1,000,000 – Firework Displays and Processing	M	$336.00	$346.00	$0.00	$346.00	EACH
Firework Displays and Processions						
Cleaning deposit for street processions regarding firework activities	H	$1,409.00	$1,467.00	$0.00	$1,467.00	EACH
Development Planning						
General Enquiries						
Investigation of Existing Use Rights						
Investigation of Existing Rights Plus recovery of Legal and/or other expenses	H	$844.50	$870.50	$0.00	$870.50	EACH
Special Circumstances – Higher Fee						
Request for planning advice and/or a search of Councils files or record system/s	H	$799.00	$824.00	$0.00	$824.00	EACH
Special Circumstances – Higher Fee						
Where there is a requirement for Council to obtain separate legal advice, this is the minimum fee – plus cost recovery of legal costs and/or other expenses	H	$857.00	$883.50	$0.00	$883.50	MINIMUM
Development Applications						
Estimated Cost up to $5,000	M	$147.00	$147.00	$0.00	$147.00	EACH
Base Charge - $5,001 - $50,000	M	$226.00	$226.00	$0.00	$226.00	EACH

continued on next page ...

Name	Policy Code	Year 25/26 Fee (incl. GST)	Year 26/27 Fee (excl. GST)	GST	Fee (incl. GST)	Unit
Development Applications [continued]						
Additional Charge for Each $1,000 (or part of $1,000)	M	$3.00	$3.00	$0.00	$3.00	EACH
Base Charge - $50,000 - $250,000	M	$469.00	$469.00	$0.00	$469.00	EACH
Additional Charge for Each $1,000 (or part of $1,000)	M	$3.64	$3.64	$0.00	$3.64	EACH
Base Charge - $250,001 - $500,000	M	$1,544.00	$1,544.00	$0.00	$1,544.00	EACH
Additional Charge for Each $1,000 (or part of $1,000)	M	$2.34	$2.34	$0.00	$2.34	EACH
Base Charge - $500,001 - $1,000,000	M	$2,325.00	$2,325.00	$0.00	$2,325.00	EACH
Additional Charge for Each $1,000 (or part of $1,000)	M	$1.64	$1.64	$0.00	$1.64	EACH
Base Charge - $1,000,001 - $10,000,000	M	$3,483.00	$3,483.00	$0.00	$3,483.00	EACH
Additional Charge for Each $1,000 (or part of $1,000)	M	$1.44	$1.44	$0.00	$1.44	EACH
Base Charge - More than $10,000,000	M	$21,146.00	$21,146.00	$0.00	$21,146.00	EACH
Additional Charge for Each $1,000 (or part of $1,000)		$1.19	$1.19	$0.00	$1.19	EACH
Development of a Building for – Public Authority						
Development of a Building for a Hospital, School or Police Station – Public Authority	M	Standard D.A. Fee based on Estimated Cost of Development (Schedule 4 of EP&A Regulations 2021) (See Above Fee Scale)				EACH
DA for Change of Use						
Base Charge	C	$379.00	$379.00	$0.00	$379.00	EACH
Standard D.A Fee based on Estimated Cost of Development						
Sign Application						
Development Purpose Advertisements	M	$379.00	$379.00	$0.00	$379.00	EACH
Additional Advertisements above One	M	$93.00	$93.00	$0.00	$93.00	EACH
Activity Application						
Section 68 Local Government Act 1993	M	$129.98	$135.00	$0.00	$135.00	EACH
Maximum Amount						
Integrated Development						
Fee for Referral of Application to Another Approval Body	M	$426.00	$426.00	$0.00	$426.00	EACH
For Each Approval Body						
Additional Fees for Integrated Development	M	$187.00	$187.00	$0.00	$187.00	EACH
Fee payable for Consent Authority and fee applies for each referral.						
Concurrence Development						
For each concurrence Authority	M	$426.00	$426.00	$0.00	$426.00	EACH
Fee payable to consent authority	M	$187.00	$187.00	$0.00	$187.00	EACH
Add Fee for Concurrence Development						

Name	Policy Code	Year 25/26 Fee (incl. GST)	Year 26/27 Fee (excl. GST)	GST	Fee (incl. GST)	Unit
Designated Development						
Designated Development Fee	M	Standard D.A Fee based on Estimated Cost of Development (Schedule 4 of EP Regulation Plus Add on Fee $1,154 Maximum)				EACH
Assessment of Development affecting Heritage Property or Potentially Contaminated Site	M	Costs by Applicant				EACH
Development Advertising Fee						
Designated Development	M	$2,957.00	$2,957.00	$0.00	$2,957.00	EACH
Nominated integrated development threatened species development or class 1 aquaculture development	M	$1,472.00	$1,472.00	$0.00	$1,472.00	EACH
Prohibited Development	M	$1,472.00	$1,472.00	$0.00	$1,472.00	EACH
Development required to be Advertised by Environmental Planning Instrument	M	$1,148.00	$1,184.00	$0.00	$1,184.00	EACH
DA required to be notified to adjoining affected properties as per 2020 Community Engagement Plan	L	$213.00	$213.00	$0.00	$213.00	EACH
GST Incl.						
Extra Charge will Apply – Where Large Number of Residents are to be Notified E.g. Flat of Units etc.						
D.A requiring Public notification	L	$418.18	$392.73	$39.27	$432.00	EACH
DA required to be notified to adjoining affected properties as per 2020 Community Engagement Plan	L	$213.00	$213.00	$0.00	$213.00	EACH
GST Excl.						
Extra Charge will Apply – Where Large Number of Residents are to be Notified. E.g. Flat of Units, etc.						
DA required to be notified to adjoining properties and publicly notified	L	$418.00	$390.91	$39.09	$430.00	EACH
Modification of Development Consent						
Application for Modification of Development Consent						
Modification application under the Act, Section 4.55(1)	M	$95.00	$95.00	$0.00	$95.00	EACH
Fee for Modification Application under Section 4.55(1A) or 4.56(1) that involves in the consent authority's opinion, minimal environmental impact, the Maximum Fee (see Total Amount Column) or 50% of the Fee for the Original D.A whichever is the lesser	M	$859.00	$859.00	$0.00	$859.00	EACH
GST Free						
Fee for an Application under S4.55(2) or S4.56(1)						
Fee for modification application, s4.55(2) or s4.56(1) that does not, in the consent authority's opinion, involve minimal environmental impact	M	50% fee for original application				EACH
(a) less than $107.28, or						
(b) $107.28 or more and the original development application did not involve the erection of a building, the carrying out of the work or the demolition of a work or building						

continued on next page ...

Name	Policy Code	Year 25/26 Fee (incl. GST)	Year 26/27 Fee (excl. GST)	GST	Fee (incl. GST)	Unit
Fee for an Application under S4.55(2) or S4.56(1) [continued]						
Fee for modification application, s4.55(2) or s4.56(1) that does not, in the consent authority's opinion, involve minimal environmental impact					CPI	EACH
(a) the fee for the original application was $107.28 or more, and (b) the original development application involved the erection of a dwelling house with an estimated cost of $100,000 or less						
Fee for modification application, s4.55(2) or s4.56(1) that does not, in the consent authority's opinion, involve minimal environmental impact if the fee for the original application was $100 or more and the application relates to an original development application, other than as specified above, with an estimated cost of development within the Section 4.55 and Section 8.3 table	M				Refer to Section 4.55 and Section 8.3 Table	EACH
Plus an additional amount if Notice of Application is to be given	M	$886.00	$886.00	$0.00	$886.00	EACH
Section 4.55 and Section 8.3 Table						
Up to $5,000	M	$73.00	$73.00	$0.00	$73.00	Each
Base Charge - $5,001 – $250,000	M	$113.00	$113.00	$0.00	$113.00	EACH
Additional Charge for Each $1,000	M	$1.50	$1.50	$0.00	$1.50	EACH
Base Charge – $250,001 – $500,000	M	$666.00	$666.00	$0.00	$666.00	EACH
Additional Charge for Each $1,000	M	$0.85	$0.85	$0.00	$0.85	EACH
Base Charge – $500,001 – $1,000,000	M	$949.00	$949.00	$0.00	$949.00	EACH
Additional Charge for Each $1,000	M	$0.50	$0.50	$0.00	$0.50	EACH
Base Charge – $1,000,001 – $10,000,000	M	$1,314.00	$1,314.00	$0.00	$1,314.00	EACH
Additional Charge for Each $1,000	M	$0.40	$0.40	$0.00	$0.40	EACH
Base Charge – More than $10,000,000	M	$6,310.00	$6,310.00	$0.00	$6,310.00	EACH
Additional Charge for Each $1,000	M	$0.27	$0.27	$0.00	$0.27	EACH
Section 8.3 Review						
(i) Application for review that relates to a development application not involving the erection of a building, carrying out of a work or the demolition of a work or building	M				50% fee for original development application	EACH
(ii) Application for review that relates to a development application involving the erection of a dwelling house with an estimated cost of $100,000 or less	M				CPI	EACH
(iii) In the case of an application for review for all other development application, fees as set out in Section 4.55 and Section 8.3 table	M				Refer to Section 4.55 and Section 8.3 table	EACH
Residential Flat Development						
An additional fee is payable for development which is required to be referred to a design review under State Environmental Planning Policy No. 65 – Design Quality of Residential Flat Development	M	$3,996.00	$3,996.00	$0.00	$3,996.00	EACH

Name	Policy Code	Year 25/26 Fee (incl. GST)	Year 26/27 Fee (excl. GST)	GST	Fee (incl. GST)	Unit
Refunds where Applications Withdrawn						
Application withdrawn	L	Refund amount dependant on level of work undertaken to be determined by the Planning Officer				EACH
Extension of Development Consent						
Base Charge	C	$217.00	$223.50	$0.00	$223.50	EACH
Advertising Fee if Applicable	L	$148.40	$153.00	$0.00	$153.00	EACH
Development Advisory Meeting						
Meetings with Members of Council – Discuss Development Application Concept Proposals less than $500,000	H	$400.00	$375.00	$37.50	$412.50	30 MINUTES
Meetings with Members of Council – Discuss Development Application Concept Proposals over $500,000 but less than $4,000,000	H	$742.50	$695.91	$69.59	$765.50	30 MINUTES
Meetings with Members of Council – Discuss Development Application Concept Proposals over $4,000,000	N	$1,255.50	$1,176.82	$117.68	$1,294.50	30 MINUTES
Extracts from Development Application						
Per Program – Per Month	P	$114.00	$117.50	$0.00	$117.50	MINIMUM
Per Program – Per Year	P	$228.00	$235.00	$0.00	$235.00	YEAR
Subdivision Fees						
Application Fees						
Subdivision Including New Road – Base Charge	M	$885.00	$913.00	$0.00	$913.00	EACH
Subdivision Inc. New Road – Additional Charge	M	$65.00	$65.00	$0.00	$65.00	LOT
Subdivision where No New Road – Base Charge	M	$440.00	$453.00	$0.00	$453.00	EACH
Subdivision where No New Road – Additional Charge	M	$53.00	$53.00	$0.00	$53.00	LOT
Strata – Base Charge	M	$440.00	$453.00	$0.00	$453.00	EACH
Strata – Additional Charge	M	$65.00	$65.00	$0.00	$65.00	LOT
Subdivision Certificate (Linen Release)						
Where Council has Progressively inspected Subdivision Work and Issued Majority of Compliance Certificates	L	$115.00	$115.00	$0.00	$115.00	LOT
Where Council has not Issued all or the Majority of Compliance Certificates	L	$115.00	$115.00	$0.00	$115.00	LOT
Strata Certificate (Linen Release)	L	$82.00	$84.50	$0.00	$84.50	LOT
Per Lot Price up to 30 Lots						
Strata Certificate (Up to 30 Lots)	L	$2,465.50	$2,542.00	$0.00	$2,542.00	30 LOTS
Price for 30 Lots						
Each Additional Lot over 30 Lots	L	$41.00	$42.50	$0.00	$42.50	LOT
Subdivision Certificate Application Fee	M	$565.00	$582.50	$0.00	$582.50	MINIMUM
Subdivision Certificate Application Fee. Strata	M	$339.00	$349.50	$0.00	$349.50	MINIMUM

Name	Policy Code	Year 25/26 Fee (incl. GST)	Year 26/27 Fee (excl. GST)	GST	Fee (incl. GST)	Unit
Engineering Construction Certificate – Application for Approval of Design						
Erosion Control Plans	N	$376.00	$352.27	$35.23	$387.50	EACH
Traffic Control Plans	N	$376.00	$352.27	$35.23	$387.50	EACH
Inter-allotment Drainage						
Base Charge – Engineering Construction Certificate	C	$233.00	$211.82	$21.18	$233.00	EACH
Additional Charge per Metre – Engineering Construction Certificate	N	$2.00	$1.82	$0.18	$2.00	METRE
Drainage in Public Land						
Base Charge – Engineering Construction Certificate	C	$233.00	$211.82	$21.18	$233.00	EACH
Additional Charge per Metre – Engineering Construction Certificate	N	$9.50	$9.09	$0.91	$10.00	METRE
Road and Drainage Plans						
Length of Road 0-33m	N	$847.50	$794.55	$79.45	$874.00	MINIMUM
One off fee						
Length of road over 33-50m Additional	N	$26.00	$24.55	$2.45	$27.00	METRE
One off fee plus additional fee per metre						
Length of Road 50m	N	$1,284.00	$1,203.64	$120.36	$1,324.00	MINIMUM
One off fee						
Length of road over 50m Additional	N	$11.50	$10.91	$1.09	$12.00	METRE
One off fee plus additional fee per metre						
Rural Residential	N	$514.50	$482.27	$48.23	$530.50	EACH
One off fee						
On Site Detention	N	$742.50	$695.91	$69.59	$765.50	EACH
Paved Access Ways	N	$228.00	$213.64	$21.36	$235.00	EACH
Miscellaneous Works Not Above	N	$365.00	$342.27	$34.23	$376.50	EACH
Engineering Compliance Certificate – Inspection of Road and Drainage Works						
Erosion Control Plans	N	$365.00	$342.27	$34.23	$376.50	EACH
Traffic Control Plans	N	$365.00	$342.27	$34.23	$376.50	EACH
Inter-allotment Drainage						
Base Charge – Engineering Compliance Certificate – Inter-allotment Drainage	C	$233.00	$211.82	$21.18	$233.00	EACH
Additional Charge per Metre – Engineering Compliance Certificate	N	$4.00	$3.64	$0.36	$4.00	METRE
Drainage in Public Land						
Base Charge – Engineering Compliance Certifi – Drainage in Public Land	C	$233.00	$211.82	$21.18	$233.00	EACH
Additional Charge per Metre (Half Width Road), One off fee	N	$12.50	$11.82	$1.18	$13.00	METRE

Name	Policy Code	Year 25/26 Fee (incl. GST)	Year 26/27 Fee (excl. GST)	Year 26/27 GST	Year 26/27 Fee (incl. GST)	Unit
Road and Drainage Plans – Half Width Road						
Length of Road 0-25m	N	$777.00	$728.18	$72.82	$801.00	MINIMUM
(Half Width Road), One off fee						
Length of road over 25-50m Additional	N	$31.50	$29.55	$2.95	$32.50	METRE
(Half Width Road), One off fee plus additional fee per metre						
Length of Road 50m (Half Width Road), One off fee plus additional fee per metre	N	$1,552.50	$1,455.00	$145.50	$1,600.50	MINIMUM
(Half Width Road), One off fee						
Length of road over 50m Additional (Full Width Road), One off fee	N	$17.00	$15.91	$1.59	$17.50	METRE
(Half Width Road), One off fee plus additional fee per metre						
Length of Road 0-20m	N	$777.00	$728.18	$72.82	$801.00	MINIMUM
(Full Width Road). One off fee						
Length of road over 20-50m Additional	N	$37.50	$35.00	$3.50	$38.50	METRE
(Full Width Road). One off fee plus additional fee per metre						
Length of Road 50m – Engineering Compliance Certificate	N	$1,907.00	$1,787.27	$178.73	$1,966.00	MINIMUM
(Full Width Road). One off fee						
Length of road over 50m Additional – Engineering Compliance Certificate	N	$24.00	$22.73	$2.27	$25.00	METRE
(Full Width Road). One off fee plus additional fee per metre						
Rural Residential	N	$189.00	$177.27	$17.73	$195.00	EACH
(Full Width Road)						
On Site Detention	N	$400.00	$375.00	$37.50	$412.50	EACH
(Full Width Road)						
Paved Access Ways	N	$251.00	$235.45	$23.55	$259.00	EACH
(Full Width Road). Includes 3 Inspections						
Miscellaneous Works						
Miscellaneous Works Not Listed Above	N	$411.50	$385.91	$38.59	$424.50	MINIMUM
Works which do not fall in Above List – Per Inspection	N	$189.00	$177.27	$17.73	$195.00	INSPECTION
Re-Inspection – Charged Separately	N	$189.00	$177.27	$17.73	$195.00	INSPECTION
Inspections requested on Saturday between 6:30am to 2:30pm – 4 hours minimum	N	$205.50	$192.73	$19.27	$212.00	EACH
Endorsement of Linen Plan or 88B Instrument						
Endorsement Linen Plan where Original has been Amended, Lost or Destroyed – 88B Instrument Preparation	I	$342.00	$352.50	$0.00	$352.50	EACH
Copy of Councils Specification	I	$17.00	$17.50	$0.00	$17.50	EACH
Request for proposed modification and/ or extinguishment on restriction on title of land plus Legal costs associated with request plus cost recovery of any other associated expenses	L	$500 plus minimum $2,865 for legal fees **Last year fee** $500 plus minimum $2,000 for legal fees				Per Request

Name	Policy Code	Year 25/26 Fee (incl. GST)	Year 26/27 Fee (excl. GST)	Year 26/27 GST	Year 26/27 Fee (incl. GST)	Unit
Application for Extension of Time						
Extension of Time where Subdivision is not Commenced within Prescribed Period	N	$228.00	$235.00	$0.00	$235.00	EACH
Security Deposit Maintenance of New Roadworks						
Up to $100,000	N				10% of Value	EACH
GST Free						
Over $100,000	N				$10,000 Plus 5% of Value over $100,000	EACH
GST Free						
Bond Retained	N				Price determined at the time of application	EACH
GST Applicable						
Administration Fee for Bond						
Fee to Accompany the Application	N	$285.50	$294.50	$0.00	$294.50	EACH
Plan Copying						
A1 Sheet	H	$5.00	$5.00	$0.00	$5.00	EACH
A2 Sheet	H	$2.00	$2.00	$0.00	$2.00	EACH
A3 Sheet	H	$2.00	$2.00	$0.00	$2.00	EACH
A4 Sheet	H	$1.00	$1.00	$0.00	$1.00	EACH
Bonded Works						
Final A.C. 20mm Thick Asphaltic Concrete	N	$11.50	$12.00	$0.00	$12.00	SQUARE METER
Layback Bond Max 4m Wide Construct New Layback	N	$114.00	$117.50	$0.00	$117.50	EACH
Bond to Remove Existing Layback and Construct Councils Standard Kerb and Gutter	N	$1,141.50	$1,177.00	$0.00	$1,177.00	EACH
Path Paving 1.2m Wide						
1.2m x 75mm Thick	N	$91.50	$94.50	$0.00	$94.50	SQUARE METER
1.2m s 100mm Thick	N	$103.00	$106.00	$0.00	$106.00	SQUARE METER
1.2m x 100 Thick with SL72 Reinforcing	N	$114.00	$117.50	$0.00	$117.50	SQUARE METER
1.2m x 125 Thick with SL72 Reinforcing	N	$125.00	$129.00	$0.00	$129.00	SQUARE METER
Path Paving 2.0m Wide						
2m x 100mm Thick	N	$103.00	$106.00	$0.00	$106.00	SQUARE METER
2m x 100mm Thick with SL72 Reinforcing	N	$114.00	$117.50	$0.00	$117.50	SQUARE METER
2m x 125mm Thick with SL72 Reinforcing	N	$114.00	$117.50	$0.00	$117.50	SQUARE METER
Representation Hearing Lodgement						
Base Charge	C	$76.00	$71.36	$7.14	$78.50	EACH

continued on next page ...

Name	Policy Code	Year 25/26 Fee (incl. GST)	Year 26/27 Fee (excl. GST)	GST	Fee (incl. GST)	Unit
Representation Hearing Lodgement [continued]						
Additional Per Hour – Applicant Not Represented By Legal Representative	C	$113.00	$105.91	$10.59	$116.50	HOUR
Councils Solicitor	C			Applicant to Meet Costs		EACH
GST Applicable						
Drainage and Floodplain						
Publication						
Residential on Site Detention Handbook	G	$14.50	$15.00	$0.00	$15.00	EACH
Goods on Footpath						
Goods on Council Owned Footpaths per Square Metre	C		$398.00 Per Square Metre charge **Last year fee** Per Square Metre charge			YEAR
Outdoor Dining on Council Owned Footpaths per Table	C		$100.00 Per Table charge **Last year fee** Per Table charge			YEAR
Outdoor Dining Application Fee	C	$114.00	$117.50	$0.00	$117.50	EACH
A nominal fee of "the cost of one table" is charged upfront for all outdoor dining applications. If application refused, no refund. If application withdrawn, up to 50% refund maximum.						
Section 8.2 (1)(c) Review						
Cost less then $100,000						
Cost less than $100,000 if the estimated cost of the development is less than $100,000	M	$73.00	$73.00	$0.00	$73.00	EACH
Cost $100,001 to $1,000,000						
Cost $100,000 – $1,000,000 if the estimated cost of the development is $100,000 or more and less than or equal to $1,000,000	M	$199.00	$199.00	$0.00	$199.00	EACH
Cost greater than $1,000,000						
Cost greater than $1,000,000 if the estimated cost of the development is more than $1,000,000 – Independent Hearing and Assessment	M	$333.00	$333.00	$0.00	$333.00	EACH
Independent Hearing and Assessment						
Chair	H	$2,000.00	$2,000.00	$0.00	$2,000.00	MEETING
$285 per hour for business that is undertaken outside of meetings						
Member 1	H	$1,500.00	$1,500.00	$0.00	$1,500.00	MEETING
$214 per hour for business that is undertaken outside of meetings						
Member 2	H	$1,500.00	$1,500.00	$0.00	$1,500.00	MEETING
$214 per hour for business that is undertaken outside of meetings						

continued on next page ...

Name	Policy Code	Year 25/26 Fee (incl. GST)	Year 26/27 Fee (excl. GST)	GST	Fee (incl. GST)	Unit
Independent Hearing and Assessment [continued]						
Community Member	H	$500.00	$500.00	$0.00	$500.00	MEETING
$71 per hour for business that is undertaken outside of meetings						
Admin Support						
Submission and Registration of Privately Issued Cert.						
Submission and registration of certificates received from Private Certifiers	M	$39.00	$42.00	$0.00	$42.00	EACH
Certificates/Supply of Information						
Certificate with regards to outstanding notices/ orders issued under the Environmental Planning & Assessment Act 1979 and or Local Government Act 1993	L	$180.00	$180.00	$0.00	$180.00	EACH
Environmental and Public Health Compliance						
Pollution Control, Compliance						
Inspection within Business Hours						
Inspection Fee initial 60min or part thereof	C	$246.50	$260.00	$0.00	$260.00	INSPECTION
E.g. Attendance at site to undertake investigation/enquiry						
Additional 60min or part thereof relating to costs outlined in 3702	C	$106.00	$110.50	$0.00	$110.50	30 MINUTES
After Hours Inspections – after 6.00pm (any day of the week)						
Inspection Fee First 60min or part thereof	C	$482.00	$502.00	$0.00	$502.00	INSPECTION
Additional 30 min relating to 3708	C	$117.50	$122.50	$0.00	$122.50	HOUR
Clean-up, Prevention Notices and Noise Control Notices (POEO Act 1997)						
Fee for notices	M	$821.00	$840.00	$0.00	$840.00	NOTICE
Compliance Cost Notices (POEO Act 1997)						
Clean-up, Prevention and Prohibition Notice (Monitoring and compliance costs – per hour or part thereof)	M	$217.35	$224.00	$0.00	$224.00	INCIDENT
Use of Councils resources, agents, contractors to cause compliance	M	Full recovery (at cost). Subject to outcome of investigation				NOTICE
No amount can be included due to the uncertainty of the contract costs at any given time						
Preparation of Investigation Report						
Research, inspection and preparation costs	L	$219.52	$226.50	$0.00	$226.50	HOUR
Per hour or part thereof						
Site History Search	C	$364.00	$379.00	$0.00	$379.00	HOUR
Fee Charged to Undertake Search of Councils Files in Relation to the Contamination Status of a Particular Property						

Name	Policy Code	Year 25/26 Fee (incl. GST)	Year 26/27 Fee (excl. GST)	GST	Fee (incl. GST)	Unit
Food Businesses Annual Administration						
Food Premises (Food businesses with more than 5 full time equivalent employees)		$0.00	$800.00	$0.00	$800.00	EACH
Food Premises (Food businesses with less than 5 full time equivalent employees)	M	$310.50	$400.00	$0.00	$400.00	EACH
10% discount if paid before due date.						
Retail Food Business/Premises						
Inspection / Reinspection Fee for food premises	M	$144.90	$150.00	$0.00	$150.00	INSPECTION
Officer discretion will determine whether fee is to be applied based on the scale of seriousness. 10% discount if paid before due date.						
Improvement Notice Fee (Food Act 2003)	M	$330.00	$565.00	$0.00	$565.00	EACH
Food premises Fit-out Inspection by EHO associated with DA inspections with Building Control	C	$229.50	$239.00	$0.00	$239.00	INSPECTION
Mobile Food Vending Vehicles (use in public place)						
Inspection of food trucks parked at home (not operating at time of inspection)	M	$124.20	$150.00	$0.00	$150.00	EACH
10% discount if paid before due date.						
Inspection of food trucks permanently parked on private land and operating at time of inspection		$0.00	$250.00	$0.00	$250.00	EACH
Temporary Food Stall Inspections						
Food stalls and trucks at events and markets	M	$103.50	$150.00	$0.00	$150.00	INSPECTION PER STALL OR OUTLET
For large community festivals; one overall fee charged to organiser of the event.						
School Canteens						
For-Profit/Business venture School Canteen Inspection (no admin fee)	M	$150.08	$250.00	$0.00	$250.00	INSPECTION
Inspection fee only. No further administration fee to be paid. 10% discount if paid before due date						
Food Safety Training						
Training seminar (per Full day – at food business premises)	P	$940.00	$889.55	$88.95	$978.50	TRAINING
Training Seminar (per 1/2 day)	P	$469.50	$444.55	$44.45	$489.00	TRAINING
Regulated Premises, Activities						
Regulated Premises Initial Registration - Administrative Fee		$30.00	$30.00	$0.00	$30.00	EACH
One off Administrative fee for new registration for regulated premises.						
Skin Penetration Procedure Premises – e.g. tattoos, beauty salon, waxing, nail salon	C	$194.00	$250.00	$0.00	$250.00	INSPECTION
10% discount if paid before due date						

continued on next page ...

Name	Policy Code	Year 25/26 Fee (incl. GST)	Year 26/27 Fee (excl. GST)	GST	Fee (incl. GST)	Unit
Regulated Premises, Activities [continued]						
Boarding Houses /Places of Shared Accommodation	C	$194.00	$202.00	$0.00	$202.00	INSPECTION
10% discount if paid before due date						
Brothels	C	$234.50	$300.00	$0.00	$300.00	INSPECTION
10% discount if paid before due date						
Mortuaries, Undertakers	C	$252.50	$263.00	$0.00	$263.00	INSPECTION
10% discount if paid before due date						
Improvement Notice or Prohibition Order Fee (in any other case under the Public Health Act)	N	$300.00	$309.00	$0.00	$309.00	EACH
Prohibition Order Reinspection Fee (per hour)	N	$280.00	$319.50	$0.00	$319.50	INSPECTION
Notification of Skin Penetration Procedures	N	$105.00	$105.00	$0.00	$105.00	EACH
Microbial Control – Regulated						
Annual Administration Fee for Review of Cooling Tower reports, Management plans and Audit Reports	N	$155.50	$250.00	$0.00	$250.00	EACH
Inspection (First Unit/Device/Cooling Tower)	C	$234.50	$244.00	$0.00	$244.00	INSPECTION PER UNIT
10% discount if paid before due date						
Inspection (Second and any subsequent Units/ Devices/Cooling Towers)	C	$65.00	$67.50	$0.00	$67.50	INSPECTION PER UNIT
10% discount if paid before due date						
Compliance Reinspection (each unit/device)	C	$152.50	$159.00	$0.00	$159.00	RE-INSPECTION
10% discount if paid before due date						
Water Sampling of Regulated Devices – Only occurs in the event of an out break e.g. Legionnaires Disease	N	$199.50	$350.00	$0.00	$350.00	UNIT
Improvement Notice or Prohibition Order Fee	N	$650.00	$665.00	$0.00	$665.00	EACH
Notification of installation of water cooling and warm water system	N	$120.00	$120.00	$0.00	$120.00	EACH
Public Swimming Pools and Spa						
Improvement Notice or Prohibition Order Fee	N	$300.00	$309.00	$0.00	$309.00	EACH
Notification of a public swimming pool or spa	N	$105.00	$105.00	$0.00	$105.00	EACH
The hygiene and water quality inspection of public swimming pools and spas		$0.00	$200.00	$0.00	$200.00	EACH
Caravan Parks						
This fees covers both the yearly inspection as well as the approval under section 68 of Local Government Act	C	$623.00	$650.00	$0.00	$650.00	INSPECTION

continued on next page ...

Name	Policy Code	Year 25/26 Fee (incl. GST)	Year 26/27 Fee (excl. GST)	GST	Fee (incl. GST)	Unit
Caravan Parks [continued]						
Additional compliance reinspection	C	$164.50	$171.00	$0.00	$171.00	RE-INSPECTION
Sewage Management Installation						
Pump out installation package (installation) + inspection/s + approval to operate 1 year	N	$505.50	$526.00	$0.00	$526.00	INSPECTION
Compliance inspection fee (pump out)	N	$188.00	$195.50	$0.00	$195.50	INSPECTION
Domestic Installation Package						
Domestic Installation Package (Assessment + 2 inspections + approval to operate 1 year)	N	$511.50	$532.50	$0.00	$532.50	INSTALLATION
Per installation						
Inspections (Where additional inspections required)	N	$117.50	$122.50	$0.00	$122.50	INSPECTION
Per installation						
Amended Application Fee	N	$158.50	$165.00	$0.00	$165.00	INSTALLATION
Per installation						
Commercial Installation Package						
Commercial Installation Package (Assessment, +2 inspections + approval to operate 1 year)	N	$857.50	$892.50	$0.00	$892.50	INSTALLATION
Per installation						
Inspections (Where additional inspections required)	N	$117.50	$122.50	$0.00	$122.50	INSPECTION
Per installation						
Amended Application Fee	N	$158.50	$165.00	$0.00	$165.00	INSTALLATION
Per installation						
Greywater Treatment System Package						
Greywater Treatment System Package (Assessment + 1 inspection + approval to operate 1 year)	N	$258.50	$269.00	$0.00	$269.00	INSPECTION
Per installation						
Annual Approval to Operate and Compliance Inspections						
Annual Administration Charge (pursuant to Section 608 of LGA 1993)	N	$41.50	$60.00	$0.00	$60.00	SYSTEM
Compliance Inspection Fee (Residential) (Frequency as per risk – 1, 3 or 5 year)	N	$194.00	$220.00	$0.00	$220.00	SYSTEM
* Inspection will be undertaken every 1,3 or 5 years depending on the risk ranking (Low, Medium or High) assigned to each OSMS in accordance with Councils OSMS Strategy						
Compliance Inspection Fee (Commercial)	C	$217.50	$260.00	$0.00	$260.00	SYSTEM
* Inspection will be undertaken every 1,3 or 5 years depending on the risk ranking (Low, Medium or High) assigned to each OSMS in accordance with Councils OSMS Strategy						

continued on next page ...

Name	Policy Code	Year 25/26 Fee (incl. GST)	Year 26/27 Fee (excl. GST)	GST	Fee (incl. GST)	Unit
Annual Approval to Operate and Compliance Inspections [continued]						
Compliance Reinspection Fee	C	$117.50	$122.50	$0.00	$122.50	RE-INSPECTION

People, Culture and Operations

Sustainable Resource Centre

Note: The Sustainable Resource Centre operates under a category where fees may be varied from time to time and are therefore subject to change. This reflects the competitive and rapidly evolving nature of the construction industry. These listed fees serving as a general guide rather than fixed rates.

Recycle Construction Waste

The Sustainable Resource Centre operates under a category where fees may be varied from time to time and are therefore subject to change. This reflects the competitive and rapidly evolving nature of the construction industry. These listed fees serving as a general guide rather than fixed rates.

Incoming material

Clean Concrete (No Steel)	P	$8.00	$7.27	$0.73	$8.00	TONNE
Minimum $10.00 per tonne for any incoming materials below 1 tonne.						
Clean Concrete (Light Steel Max Size 1200mm X 450mm)	P	$10.00	$9.55	$0.95	$10.50	TONNE
Minimum $10.00 per tonne for any incoming materials below 1 tonne.						
Clean Concrete (Heavy Steel Maximum Size)	P	$12.50	$11.82	$1.18	$13.00	TONNE
Minimum $10.00 per tonne for any incoming materials below 1 tonne.						
Clean Concrete (Hand Unloading)	P	$34.00	$31.82	$3.18	$35.00	TONNE
Minimum $30.00 per tonne for any incoming materials below 1 tonne.						
Clay Bricks/Terracotta	P	$15.00	$14.09	$1.41	$15.50	TONNE
Minimum $10.00 per tonne for any incoming materials below 1 tonne.						
Clay Bricks/Terracotta (Hand Unloading)	P	$34.00	$31.82	$3.18	$35.00	TONNE
Minimum $30.00 per tonne for any incoming materials below 1 tonne.						
Asphalt (Ripped)	P	$10.00	$9.55	$0.95	$10.50	TONNE
Minimum $10.00 per tonne for any incoming materials below 1 tonne.						
Asphalt (Profiled)	P	$10.00	$9.55	$0.95	$10.50	TONNE
Minimum $10.00 per tonne for any incoming materials below 1 tonne.						

Crushed Concrete Products

R2 Sub-base (Concrete Roadbase)	P	$29.00	$27.27	$2.73	$30.00	TONNE
Bedding Sand (-8mm)	P	$32.00	$29.09	$2.91	$32.00	TONNE
10mm Drainage Aggregate	P	$34.50	$32.27	$3.23	$35.50	TONNE
20mm Drainage Aggregate	P	$32.50	$30.45	$3.05	$33.50	TONNE

Recycled Asphalt Products

20mm Crushed Asphalt	P	$25.50	$24.09	$2.41	$26.50	TONNE

Cement Stabilised Sands

25:1 3.8% Sand & Cement	P	$46.50	$43.64	$4.36	$48.00	TONNE
20:1 4.8% Sand & Cement	P	$47.50	$41.82	$4.18	$46.00	TONNE

continued on next page ...

Name	Policy Code	Year 25/26 Fee (incl. GST)	Year 26/27 Fee (excl. GST)	GST	Fee (incl. GST)	Unit
Cement Stabilised Sands [continued]						
14:1 6.7% Sand & Cement	P	$50.50	$44.55	$4.45	$49.00	TONNE
12:1 7.7% Sand & Cement	P	$52.50	$47.73	$4.77	$52.50	TONNE
10:1 9.0% Sand & Cement	P	$54.50	$49.55	$4.95	$54.50	TONNE
9:1 10.0% Sand & Cement	P	$58.50	$53.18	$5.32	$58.50	TONNE
8:1 11.0% Sand & Cement	P	$63.50	$57.73	$5.77	$63.50	TONNE
Recycled Soil Products						
Topsoil (Raw)	P	$75.50	$70.91	$7.09	$78.00	TONNE
Waste and Cleansing Operations						
Residential Waste						
140L Red lid garbage bin (Weekly), 240L Yellow lid recycling bin (Fortnightly) and 240L Green lid FOGO bin (Fortnightly)	L	$504.50	$522.16	$0.00	$522.16	Annually
There is no bin replacement charge for 140L red lid, 240L red lid, 240L green lid or 240L yellow lid bins						
240L Red lid garbage bin (Weekly), 240L Yellow lid recycling bin (Fortnightly), and 240L Green lid FOGO bin (Fortnightly)	L	$538.30	$557.14	$0.00	$557.14	Annually
Availability charge for vacant land	L	$269.15	$278.57	$0.00	$278.57	Annually
Trade Waste						
Special Products Service (Service public request out of ordinary)	C	Price determined at the time of application				EACH
Commercial						
240 Litre Bin	N	$20.00	$21.00	$0.00	$21.00	PER EMPTY
Minimum Charge						
360 Litre Bin	N	$32.00	$33.50	$0.00	$33.50	PER EMPTY
Minimum Charge						
660 Litre Bin	N	$48.50	$50.50	$0.00	$50.50	PER EMPTY
Minimum Charge						
1,100 Litre Bin	N	$63.00	$65.50	$0.00	$65.50	PER EMPTY
Minimum Charge						
Recycling						
240 Litre Bin	N	$15.50	$16.00	$0.00	$16.00	PER EMPTY
Minimum Charge						
360 Litre Bin	N	$18.50	$19.50	$0.00	$19.50	PER EMPTY
Minimum Charge						

continued on next page ...

Name	Policy Code	Year 25/26 Fee (incl. GST)	Year 26/27 Fee (excl. GST)	GST	Fee (incl. GST)	Unit
Recycling [continued]						
660 Litre Bin	N	$26.00	$27.00	$0.00	$27.00	PER EMPTY
Minimum Charge						
1,100 Litre Bin	N	$32.00	$33.50	$0.00	$33.50	PER EMPTY
Minimum Charge						
Waste Strategy and Sustainability						
Drop Off Centre-Local Residents Service Only						
Car batteries (domestic quantity)	N				Free of Charge	Each
Electronic waste (domestic quantity)	N				Free of Charge	Each
Gas cylinder (domestic quantity)	N				Free of Charge	Each
Green Waste Disposal – Per Car (full load)	N	$10.00	$18.18	$1.82	$20.00	Per Vehicle
Green Waste Disposal – Per Ute (full load)	N	$15.50	$31.82	$3.18	$35.00	Per Vehicle
Green Waste Disposal – Per Van or Standard Trailer (1.8 x 1.2m with 1m height, full load)	N	$30.00	$45.45	$4.55	$50.00	Per Vehicle
Motor oil (domestic quantity and less than 20L)	N				Free of Charge	Each
Bottles/Cans (domestic quantity)	N				Recycling : Free-Of-charge	EACH
Paper/Cardboard (domestic quantity)	N				Recycling : Free-Of-charge	EACH
Metals/Whitegoods (domestic quantity)	N				Recycling : Free-Of-charge	EACH
Removal of Bulk Rubbish						
Other than designated collection zones	N				Price determined at the time of application	EACH
Waste Education						
Over the Counter purchases						
Reln Compost Aerator	N	$25.00	$23.64	$2.36	$26.00	Each
Tumbleweed Can o' Worms (2 feed trays)	N	$84.50	$79.09	$7.91	$87.00	Each
Coconut Fibre (800g)	N	$6.00	$5.45	$0.55	$6.00	EACH
Additional FOGO caddy	N				Cost recovery basis	EACH
Compost Bins	H	$68.00	$64.55	$6.45	$71.00	EACH
Bag of Worms (1000)	H	$42.00	$39.55	$3.95	$43.50	EACH
Can o Worms Cover with Zeolite	H	$9.00	$8.64	$0.86	$9.50	EACH
Reln Can of Worms	H	$87.50	$82.73	$8.27	$91.00	EACH
Waste Education Workshop						
Environment/waste education workshop	O	$62.50	$58.64	$5.86	$64.50	Per Session
Waste Services Administration						
Additional Bulky Waste removal over and above the 4 pickups allowed per year per household	N				$88 per collection of 2m3 $66 per 1m3 thereafter Min. Fee excl. GST: $170.00	Per Pick Up
Additional collection services (one off pick up) (1100L)	N	$63.00	$65.00	$0.00	$65.00	Per Pick Up

continued on next page ...

Name	Policy Code	Year 25/26 Fee (incl. GST)	Year 26/27 Fee (excl. GST)	GST	Fee (incl. GST)	Unit
Waste Services Administration [continued]						
Additional collection services (one off pick up) (240L)	N	$20.00	$20.50	$0.00	$20.50	Per Pick up
Additional collection services (one off pick up) (660L)	N	$48.50	$50.00	$0.00	$50.00	Per Pick up
Administration Fee	O	$28.00	$29.00	$0.00	$29.00	Each
Missed collection due to non presentation (1100L) per bin	N	$63.00	$65.00	$0.00	$65.00	Per bin
Missed collection due to non presentation (240L) per bin	N	$20.00	$20.50	$0.00	$20.50	Per bin
Missed collection due to non presentation (660L) per bin	N	$48.50	$50.00	$0.00	$50.00	Per bin
Removal of garbage/ recycling bin from Council's footpath after a period of 48 hours from service provision and placement of bins within property	N	$50.50	$52.00	$0.00	$52.00	Per service
Replacement of 660L garbage bin (first, second and third bins are free, after that the fees apply)	N	$384.50	$396.50	$0.00	$396.50	Each
Replacement of new garbage or recycling bin (240L) (first, second and third bins are free, after that the fees apply)	N	$90.50	$93.50	$0.00	$93.50	Each
RFBs wheel in - wheel out service (per bin)	N	$102.00	$105.00	$0.00	$105.00	Per bin
Over the Counter purchases						
Disable Toilet Keys	A	$13.00	$12.27	$1.23	$13.50	EACH
Governance and Legal						
Governance						
Hire of Meeting Rooms						
Committee Room 1 – Full Day	C	$169.50	$160.45	$16.05	$176.50	DAY
Committee Room 2 – Full Day	C	$234.50	$221.82	$22.18	$244.00	DAY
Committee Room 1 and 2 – Full Day	C	$339.50	$321.36	$32.14	$353.50	DAY
Committee Room 1 – Half Day	C	$97.50	$92.27	$9.23	$101.50	DAY
Committee Room 2 – Half Day	C	$137.00	$129.55	$12.95	$142.50	DAY
Committee Room 1 and 2 – Half Day	C	$189.00	$179.09	$17.91	$197.00	HALF DAY
Committee Room 4 – Half Day	C	$137.00	$129.55	$12.95	$142.50	HALF DAY
Committee Room 4 – Full Day	C	$234.50	$221.82	$22.18	$244.00	HALF DAY
Release Fees						
Councillor Photographs for private use	H	Refer to Councillors Expenses & Facilities Policy Min. Fee excl. GST: $20.00				EACH
Fee applicable to the Mayor or Councillor should they require a copy of their photograph/s for private use						

Index of all Fees

Fee Name	Parent Name	Page
0		
0 – 1 Hour	[Dutton Plaza Car Park Cabramatta]	41
0 – 1 Hour	[Nelson Street Carpark Fairfield]	41
0 – 1 Hour	[Downey Lane Carpark Fairfield]	42
0 – 3 Hours	[Fisher Street Carpark Cabramatta]	42
0-1 Hour	[Loading Area]	41
0-3 years (Jan – Jun)	[Long Day Care - Services Operating 11 Hours per day (Calendar Year)]	9
0-3 Years (Jul – Dec)	[Long Day Care - Services Operating 11 Hours per day (Calendar Year)]	9
0-3 Years Long Day Care (Jan - Jun)	[Long Day Care- Service Operating 10 Hours per day (Calendar year)]	9
0-3 Years Long Day Care (Jul-Dec)	[Long Day Care- Service Operating 10 Hours per day (Calendar year)]	9
1		
1 – 2 Hours	[Dutton Plaza Car Park Cabramatta]	41
1 – 2 Hours	[Nelson Street Carpark Fairfield]	41
1 – 2 Hours	[Downey Lane Carpark Fairfield]	42
1 – 2 Hours	[Fisher Street Carpark Cabramatta]	42
1 Hour session Per Court with Teacher facilitating activity	[School Hire]	28
1 Month Rehab Membership	[Aquatherapy Class]	16
1 Session (1hr)	[Personal Training]	15
1-2 Hour	[Loading Area]	41
1-5 Metre	[Kerb, Layback, Gutter, Kerb and Gutter]	55
1-5 Sq. Metre	[Island]	56
1,100 Litre Bin	[Commercial]	83
1,100 Litre Bin	[Recycling]	84
1.2m s 100mm Thick	[Path Paving 1.2m Wide]	76
1.2m x 100 Thick with SL72 Reinforcing	[Path Paving 1.2m Wide]	76
1.2m x 125 Thick with SL72 Reinforcing	[Path Paving 1.2m Wide]	76
1.2m x 75mm Thick	[Path Paving 1.2m Wide]	76
1/2 Hour Sessions	[Personal Training]	15
10 Sessions – Non member	[Aquatherapy Class]	15
10 Sessions (1hr)	[Personal Training]	15
10 Visit Pass – Casuals	[Childminding – Ages 8 Weeks to 5 years]	15
10 x 1/2 Hour Sessions	[Personal Training]	15
10:1 9.0% Sand & Cement	[Cement Stabilised Sands]	83
10mm Drainage Aggregate	[Crushed Concrete Products]	82
11 and 15 Prince Street Hall	[Halls - Monday to Sunday]	34
11-25 Sq. Metre	[Concrete Footpath (Minimum Area 1.44sqm)]	54
11-25 Sq. Metre	[Road Restoration – Asphalt]	56
12 M Corporate 1,000 plus employees	[Corporate Membership Monday to Friday]	17
12 Month Rehab Membership	[Aquatherapy Class]	16
12:1 7.7% Sand & Cement	[Cement Stabilised Sands]	83
14:1 6.7% Sand & Cement	[Cement Stabilised Sands]	83
140L Red lid garbage bin (Weekly), 240L Yellow lid recycling bin (Fortnightly) and 240L Green lid FOGO bin (Fortnightly)	[Residential Waste]	83
18 Holes	[Green Fees at Weekend and Public Holidays]	27
18 Holes	[Green Fees Mid Week]	27
1st Person	[Dolphins]	13
1st Person	[Bronze]	13
1st Person	[Silver]	13
1st Person	[Gold]	14
2		
2 - 3 Hours	[Downey Lane Carpark Fairfield]	42
2 – 3 Hours	[Dutton Plaza Car Park Cabramatta]	41
2 – 3 Hours	[Nelson Street Carpark Fairfield]	41
2 – 3 Hours	[Fisher Street Carpark Cabramatta]	42
2-3 Hour	[Loading Area]	41
2.4m lintel	[Drainage Kerb Inlet Slab, Pit]	55
20 Entries Pass	[Multi-Visit Pass]	11
20 Sessions (1hr)	[Personal Training]	15
20 Visit Pass Member	[Childminding – Ages 8 Weeks to 5 years]	15
20 x 1/2 Hour Session	[Personal Training]	15
20:1 4.8% Sand & Cement	[Cement Stabilised Sands]	82
20mm Crushed Asphalt	[Recycled Asphalt Products]	82

continued on next page ...

Fee Name	Parent Name	Page
2 [continued]		
20mm Drainage Aggregate	[Crushed Concrete Products]	82
240 Litre Bin	[Commercial]	83
240 Litre Bin	[Recycling]	83
240L Red lid garbage bin (Weekly), 240L Yellow lid recycling bin (Fortnightly), and 240L Green lid FOGO bin (Fortnightly)	[Residential Waste]	83
25 Metre Heated Pool	[Lane Hire – Per Lane Per Hour]	12
25 Metre Heated Pool	[Lane Hire – Per Lane Swimming]	12
25 Metre Heated Pool	[Pool Hire – Outside Normal Operating Hours]	12
25 Metre Heated Pool – Disabled Groups Only	[Carnivals – 50m Pool per Hour]	12
25:1 3.8% Sand & Cement	[Cement Stabilised Sands]	82
26-50 Sq. Metre	[Concrete Footpath (Minimum Area 1.44sqm)]	54
26-50 Sq. Metre	[Road Restoration – Asphalt]	56
2m x 100mm Thick	[Path Paving 2.0m Wide]	76
2m x 100mm Thick with SL72 Reinforcing	[Path Paving 2.0m Wide]	76
2m x 125mm Thick with SL72 Reinforcing	[Path Paving 2.0m Wide]	76
2nd Person	[Dolphins]	13
2nd Person	[Bronze]	13
2nd Person	[Silver]	14
2nd Person	[Gold]	14
3		
3 – 4 Hours	[Dutton Plaza Car Park Cabramatta]	41
3 – 4 Hours	[Nelson Street Carpark Fairfield]	41
3 – 4 Hours	[Downey Lane Carpark Fairfield]	42
3 – 4 Hours	[Fisher Street Carpark Cabramatta]	42
3 Month Membership	[Golf Course]	27
3 Month Rehab Membership	[Aquatherapy Class]	16
3-5 years (Jan – Jun)	[Long Day Care - Services Operating 11 Hours per day (Calendar Year)]	9
3-5 years (Jul – Dec)	[Long Day Care - Services Operating 11 Hours per day (Calendar Year)]	9
3-5 Years Long Day Care (Jan – Jun)	[Long Day Care- Service Operating 10 Hours per day (Calendar year)]	9
3-5 Years Long Day Care (Jul - Dec)	[Long Day Care- Service Operating 10 Hours per day (Calendar year)]	9
3.0m lintel	[Drainage Kerb Inlet Slab, Pit]	55
3.6m lintel	[Drainage Kerb Inlet Slab, Pit]	55
3+ Hours	[Fisher Street Carpark Cabramatta]	42
30 Minutes	[Disabled Learn to Swim – Adult]	13
30 Minutes	[Private Learn to Swim]	13
360 Litre Bin	[Commercial]	83
360 Litre Bin	[Recycling]	83
4		
4 – 5 Hours	[Dutton Plaza Car Park Cabramatta]	41
4 – 5 Hours	[Nelson Street Carpark Fairfield]	41
4 – 5 Hours	[Downey Lane Carpark Fairfield]	42
4 – 5 Hours	[Fisher Street Carpark Cabramatta]	42
4 – 8 hours	[Eric Bedford Room]	21
4 – 8 hours	[Board Room (Room 2)]	21
4 – 8 hours	[Sessional Room (Room 3)]	21
4 – 8 hours	[Group Fitness Program Room]	22
4 – 8 hours	[Computer Training Room]	22
4 – 8 hours	[Courtyard]	22
4.2m lintel	[Drainage Kerb Inlet Slab, Pit]	55
4.8m lintel, plus	[Drainage Kerb Inlet Slab, Pit]	55
45 Minute Session	[Personal Training]	15
45 Minute Session 10 Pack	[Personal Training]	15
45 Minute Session 20 pack	[Personal Training]	15
45 Minute Session 5 pack	[Personal Training]	15
5		
5 – 6 Hours	[Dutton Plaza Car Park Cabramatta]	41
5 – 6 Hours	[Nelson Street Carpark Fairfield]	41
5 – 6 Hours	[Downey Lane Carpark Fairfield]	42
5 – 6 Hours	[Fisher Street Carpark Cabramatta]	42
5 Sessions (1hr)	[Personal Training]	15
5 x 1/2 Hour Sessions	[Personal Training]	15
50 Metre Pool	[Lane Hire – Per Lane Per Hour]	12
50 Metre Pool	[Lane Hire – Per Lane Swimming]	12

continued on next page ...

Fee Name	Parent Name	Page
5 [continued]		
50 Metre Pool	[Pool Hire – Outside Normal Operating Hours]	12
50-100 Sq. Metre	[Concrete Footpath (Minimum Area 1.44sqm)]	54
50-100 Sq. Metre	[Road Restoration – Asphalt]	56
6		
6 + Hours	[Dutton Plaza Car Park Cabramatta]	41
6 + Hours	[Nelson Street Carpark Fairfield]	41
6 + Hours	[Fisher Street Carpark Cabramatta]	42
6 Month Rehab Membership	[Aquatherapy Class]	16
6-30 Metre	[Kerb, Layback, Gutter, Kerb and Gutter]	55
6-30 Sq. Metre	[Island]	56
6+ Hours	[Downey Lane Carpark Fairfield]	42
660 Litre Bin	[Commercial]	83
660 Litre Bin	[Recycling]	84
8		
8 Week Challenge	[Bootcamp]	16
8:1 11.0% Sand & Cement	[Cement Stabilised Sands]	83
9		
9 Holes	[Green Fees at Weekend and Public Holidays]	27
9 Holes	[Green Fees Mid Week]	27
9:1 10.0% Sand & Cement	[Cement Stabilised Sands]	83
A		
A0 Paper	[GIPA]	57
A1 Paper	[GIPA]	57
A1 Sheet	[Plan Copying]	76
A2 and AO Sheet Map showing all Fairfield LGA	[LEP maps 1:5000]	43
A2 Paper	[GIPA]	57
A2 Sheet	[Plan Copying]	76
A3 (B&W) per side	[Photocopying and Printing]	52
A3 (B&W) per side [Equipment/Consumables]	[Equipment/Consumables]	48
A3 (Colour) per side	[Photocopying and Printing]	52
A3 (Colour) per side [Equipment/Consumables]	[Equipment/Consumables]	48
A3 Sheet	[Plan Copying]	76
A3 Size in Colour or Black and White	[LEP maps 1:5000]	43
A4 (B&W) per side	[Photocopying and Printing]	52
A4 (B&W) per side [Equipment/Consumables]	[Equipment/Consumables]	48
A4 (Colour) per side	[Photocopying and Printing]	52
A4 (Colour) per side [Equipment/Consumables]	[Equipment/Consumables]	48
A4 Sheet	[Plan Copying]	76
Access Card Bond	[Co-working Space - Hot Desk]	47
Access Fee (per day)	[Open Space]	56
Access Permit – Damage Deposit	[Open Space]	56
Access Permit (Community Land) – Application Fee	[Open Space]	56
Access Workshops	[Access Workshops]	49
Active Kids Term Program (1 day per week)	[Bootcamp]	16
Active Over 50s Class	[Gymnasium or Aerobics]	14
Additional 30 min relating to 3708	[After Hours Inspections – after 6.00pm (any day of the week)]	78
Additional 60min or part thereof relating to costs outlined in 3702	[Inspection within Business Hours]	78
Additional Advertisements above One	[Sign Application]	70
Additional After 1st Hour	[Fire Safety Inspection Fee]	67
Additional After First 30 Minutes	[Construction Certificate Only]	65
Additional Bins (per 240L bin empty)	[Park Events – (to 10pm unless other consent issued)]	32
Additional Bulky Waste removal over and above the 4 pickups allowed per year per household	[Waste Services Administration]	84
Additional Charge for Each $1,000	[Section 4.55 & Section 8.3 Table]	62
Additional Charge for Each $1,000	[Section 4.55 & Section 8.3 Table]	62
Additional Charge for Each $1,000	[Section 4.55 & Section 8.3 Table]	62
Additional Charge for Each $1,000	[Section 4.55 & Section 8.3 Table]	62
Additional Charge for Each $1,000	[Section 4.55 & Section 8.3 Table]	62
Additional Charge for Each $1,000	[Section 4.55 and Section 8.3 Table]	72
Additional Charge for Each $1,000	[Section 4.55 and Section 8.3 Table]	72

continued on next page ...

Fee Name	Parent Name	Page
A [continued]		
Additional Charge for Each $1,000	[Section 4.55 and Section 8.3 Table]	72
Additional Charge for Each $1,000	[Section 4.55 and Section 8.3 Table]	72
Additional Charge for Each $1,000	[Section 4.55 and Section 8.3 Table]	72
Additional Charge for Each $1,000 (or part of $1,000)	[Development Applications]	60
Additional Charge for Each $1,000 (or part of $1,000)	[Development Applications]	60
Additional Charge for Each $1,000 (or part of $1,000)	[Development Applications]	60
Additional Charge for Each $1,000 (or part of $1,000)	[Development Applications]	60
Additional Charge for Each $1,000 (or part of $1,000)	[Development Applications]	60
Additional Charge for Each $1,000 (or part of $1,000)	[Development Applications]	60
Additional Charge for Each $1,000 (or part of $1,000)	[Development Applications]	70
Additional Charge for Each $1,000 (or part of $1,000)	[Development Applications]	70
Additional Charge for Each $1,000 (or part of $1,000)	[Development Applications]	70
Additional Charge for Each $1,000 (or part of $1,000)	[Development Applications]	70
Additional Charge for Each $1,000 (or part of $1,000)	[Development Applications]	70
Additional Charge for Each $1,000 (or part of $1,000)	[Development Applications]	70
Additional Charge per Metre – Engineering Compliance Certificate	[Inter-allotment Drainage]	74
Additional Charge per Metre – Engineering Construction Certificate	[Inter-allotment Drainage]	74
Additional Charge per Metre – Engineering Construction Certificate	[Drainage in Public Land]	74
Additional Charge per Metre (Half Width Road), One off fee	[Drainage in Public Land]	74
Additional collection services (one off pick up) (1100L)	[Waste Services Administration]	84
Additional collection services (one off pick up) (240L)	[Waste Services Administration]	85
Additional collection services (one off pick up) (660L)	[Waste Services Administration]	85
Additional compliance reinspection	[Caravan Parks]	81
Additional family participant (Beginner)	[Term Program]	13
Additional Family Participant (Intermediate - Advanced)	[Term Program]	13
Additional Fee Section 10.7(5)	[Issue of Section 10.7(2) Certificates (Planning Certificates)]	45
Additional Fees for Integrated Development	[Integrated Development]	61
Additional Fees for Integrated Development	[Integrated Development]	70
Additional FOGO caddy	[Over the Counter purchases]	84
Additional Inspections	[Additional Inspections]	66
Additional Kilometres beyond allowable limit	[Breaches of the "Conditions of Hire for Community Buses"]	40
Additional Mailbox Key/ Lost Key Replacement	[Co-working Space - Hot Desk]	47
Additional Per Hour – Applicant Not Represented By Legal Representative	[Representation Hearing Lodgement Fee]	60
Additional Per Hour – Applicant Not Represented By Legal Representative	[Representation Hearing Lodgement]	77
Additional Rate for Type B Hoarding with overhead or sheds above – per m2 / per week	[Hoarding Fees]	53
Administration (Booking Cancellation/Change) – Non-refundable – Per field/site	[Park Events – (to 10pm unless other consent issued)]	31
Administration and Processing Fee Charged on Payments Rejected by Bank	[Dishonoured Payment Charges]	29
Administration and service fee (applicable upon receiving animal at facility)	[Animal Boarding]	58
Administration Fee	[Waste Services Administration]	85
Administration fee for application for an Individual Biosecurity permit. Biosecurity Act 2015 (s. 341).	[Natural Resource Management]	46
Administration fee for failure to comply with the issue of a s.133 Notice Biosecurity Act 2015 (s.133 & s.373)	[Natural Resource Management]	46
Administration fee for preparing and accepting a biosecurity undertaking. Biosecurity Act 2015 (s.146)	[Natural Resource Management]	46

continued on next page ...

A [continued]

Fee Name	Parent Name	Page
Administration Fee to investigate proposed new sites	[Utilities/Telcos Site Access Arrangements]	40
Adults	[Admin Charges]	49
Advertising costs when public advertising signage is required in accordance with legislation	[Other]	40
Advertising Fee if Applicable	[Extension of Development Consent]	73
After Hours Call Out	[Sportsfields Hire]	32
All day hire of Cabana	[Fairfield Leisure Centre]	17
All Rings, PA System and Office	[Dog Show Rings]	26
ALS 0.5 metre contour for typical urban parcel (excludes LIS extraction cost)	[Airborne Laser Survey]	43
ALS Contours at 10 metre, 2 metre or 0.5 metre intervals (price is per square kilometre and excludes LIS extraction cost)	[Airborne Laser Survey]	44
Amended Application Fee	[Domestic Installation Package]	81
Amended Application Fee	[Commercial Installation Package]	81
An additional fee is payable for development which is required to be referred to a design review under State Environmental Planning Policy No. 65 – Design Quality of Residential Flat Development	[Residential Flat Development]	72
Annual Administration Charge (pursuant to Section 608 of LGA 1993)	[Annual Approval to Operate and Compliance Inspections]	81
Annual Administration Fee for Review of Cooling Tower reports, Management plans and Audit Reports	[Microbial Control – Regulated]	80
Annual Fee (pays rates/utilities)	[Leases/Licenses/Fixed Hirers (Community – Non Profit)]	40
Annual Fee (tenant does not pay rates)	[Leases/Licenses/Fixed Hirers (Community – Non Profit)]	40
Annual Permit – Cat not desexed	[Animal Control]	59
Annual Permit – Dangerous Dog	[Animal Control (Dangerous Dog)]	59
Annual Permit – Restricted Dog	[Animal Control]	59
Application Fee	[Temporary Shoring Permit]	53
Application Fee for amended Construction Certificate with section 8.3 application where Council is the Certifier	[Construction Certificate Only]	67
Application fee for Occupation Certificate where Council is PC (class 1 and 10)	[Occupation Certificate]	69
Application for an Exemption	[Swimming Pool Act – Statutory]	68
Application for Minor Amendment to Development Control Plans	[DCP Amendments]	45
Application withdrawn	[Refunds where Applications Withdrawn]	73
Approval Fee – Category 4: Occasional high impact or regular medium impact filming/photography activities	[Filming or Photography Proposal]	6
Approval Fee – High: Occasional high impact or regular medium impact filming activities (for students/community groups/charities/educational purposes)	[Filming or Photography Proposal]	6
Approval Fee – Low: Occasional/infrequent low impact filming activities	[Filming or Photography Proposal]	6
Approval Fee – Low: Occasional/infrequent low impact filming activities (for students/community groups/charities/educational purposes)	[Filming or Photography Proposal]	6
Approval Fee – Medium: Occasional/infrequent medium impact or regular low impact filming activities	[Filming or Photography Proposal]	6
Approval Fee – Medium: Occasional/infrequent medium impact or regular low impact filming activities (for students/community groups/charities/ educational purposes)	[Filming or Photography Proposal]	6
Approval Fee – No Impact: Occasional filming activities with minimal impact	[Filming or Photography Proposal]	6
Approval Fee – Ultra Low: Occasional filming activities with minimal impact (for students/ community groups/charities/educational purposes)	[Filming or Photography Proposal]	6
Aquatopia Private Function Booking/ Function out of normal hours (Mon-Fri) or on off peak weekends only (whole of site maximum 6 hours)	[Water Park]	21
Area of compound inclusive of all sections within compound per SQ metre – weekly fee	[Civil and Built]	53
Art Classes (Adults)	[Fairfield City Museum and Gallery]	49
Art Workshops/ Programs	[Fairfield City Museum and Gallery]	48

continued on next page ...

Fee Name	Parent Name	Page
A [continued]		
Arthur West Community Centre lease fee annually	[Hall Only – exclusive use]	37
Asphalt (Profiled)	[Incoming material]	82
Asphalt (Ripped)	[Incoming material]	82
Asphaltic Concrete / Hotmix	[Footpath Restoration – Asphalt]	54
Assessment of Development affecting Heritage Property or Potentially Contaminated Site	[Designated Development]	61
Assessment of Development affecting Heritage Property or Potentially Contaminated Site	[Designated Development]	71
Assessment of Oversize and Overmass Vehicles administration fee	[General Fees and Charges]	46
Assessment of street lighting	[Civil and Built]	53
Assistance Required by Council Employee	[Extracts from Valuation Books]	29
Athletics – Plot and Mark	[Line Marking]	32
Athletics – Remark	[Line Marking]	32
Athletics/School Sports Carnivals	[Schools]	31
Audio HQ	[Fairfield City Council | City Living | Libraries and Museum | Fairfield City HQ | HQ Offices - Exclusive]	48
Availability charge for vacant land	[Residential Waste]	83
B		
Bag of Worms (1000)	[Over the Counter purchases]	84
Base Charge	[Representation Hearing Lodgement Fee]	60
Base Charge	[Construction Certificate Only]	65
Base Charge	[Fire Safety Inspection Fee]	67
Base Charge	[DA for Change of Use]	70
Base Charge	[Extension of Development Consent]	73
Base Charge	[Representation Hearing Lodgement]	76
Base Charge - $1,000,001 - $10,000,000	[Development Applications]	60
Base Charge - $1,000,001 - $10,000,000	[Development Applications]	70
Base Charge - $250,001 - $500,000	[Development Applications]	70
Base Charge - $5,001 - $250,000	[Section 4.55 & Section 8.3 Table]	62
Base Charge - $5,001 - $50,000	[Development Applications]	69
Base Charge - $5,001 – $250,000	[Section 4.55 and Section 8.3 Table]	72
Base Charge - $50,000 - $250,000	[Development Applications]	70
Base Charge - $500,001 - $1,000,000	[Development Applications]	70
Base Charge - More than $10,000,000	[Development Applications]	60
Base Charge - More than $10,000,000	[Development Applications]	70
Base Charge – $1,000,001 – $10,000,000	[Section 4.55 & Section 8.3 Table]	62
Base Charge – $1,000,001 – $10,000,000	[Section 4.55 and Section 8.3 Table]	72
Base Charge – $250,001 – $500,000	[Section 4.55 & Section 8.3 Table]	62
Base Charge – $250,001 – $500,000	[Section 4.55 and Section 8.3 Table]	72
Base Charge – $500,001 – $1,000,000	[Section 4.55 & Section 8.3 Table]	62
Base Charge – $500,001 – $1,000,000	[Section 4.55 and Section 8.3 Table]	72
Base Charge – Engineering Compliance Certifi – Drainage in Public Land	[Drainage in Public Land]	74
Base Charge – Engineering Compliance Certificate – Inter-allotment Drainage	[Inter-allotment Drainage]	74
Base Charge – Engineering Construction Certificate	[Inter-allotment Drainage]	74
Base Charge – Engineering Construction Certificate	[Drainage in Public Land]	74
Base Charge – More than $10,000,000	[Section 4.55 & Section 8.3 Table]	62
Base Charge – More than $10,000,000	[Section 4.55 and Section 8.3 Table]	72
Base Charge- $250,001 - $500,000	[Development Applications]	60
Base Charge- $5,001 - $50,000	[Development Applications]	60
Base Charge- $50,001 - $250,000	[Development Applications]	60
Base Charge- $500,001 - $1,000,000	[Development Applications]	60
Bedding Sand (-8mm)	[Crushed Concrete Products]	82
Black and White A3	[Printing Services]	7
Black and White A4	[Printing Services]	7
Boarding Cats over 2kg	[Animal Boarding]	58
Boarding Dogs waiting/deemed to be Declared dangerous, restricted	[Animal Boarding]	58
Boarding Houses /Places of Shared Accommodation	[Regulated Premises, Activities]	80
Bond	[Ticket Box - Standalone Hire]	25
Bond	[Kiosk - Standalone Hire]	26
Bond	[Ground Floor - Change rooms, rehab, etc]	26
Bond	[VIP Suites - Not Exceeding 8 Hours]	24
Bond	[Alan Young Room - Not Exceeding 8 Hours]	25
Bond	[Corporate Rooms 1 - 5]	25
Bond	[Community Room - Not Exceeding 8 Hours]	24

continued on next page ...

Fee Name	Parent Name	Page
B [continued]		
Bond	[Exhibition Hall]	23
Bond	[Red Gum Room – Not Exceeding 8 Hours]	24
Bond	[Cumberland Room – Not Exceeding 8 Hours]	24
Bond	[Directors Room – Not Exceeding 8 Hours]	25
Bond	[Ground Floor – Not Exceeding 8 Hours]	25
Bond	[Bond]	29
Bond For External Stage Hire	[Entire Showground Complex – 7a]	23
Bond Retained	[Security Deposit Maintenance of New Roadworks]	76
Bond to cover the cost of breaches of the "Conditions of Hire" for Community Buses as itemised below	[Breaches of the "Conditions of Hire for Community Buses"]	39
Bond to Remove Existing Layback and Construct Councils Standard Kerb and Gutter	[Bonded Works]	76
Bonnyrigg – Small Meeting Room Hire – Commercial Hire	[Hire of Meeting Rooms]	50
Bonnyrigg – Small Meeting Room Hire – Community Hire	[Hire of Meeting Rooms]	50
Bonnyrigg Town Centre DCP 2018	[Strategic Land Use Planning]	43
Bottles/Cans (domestic quantity)	[Drop Off Centre-Local Residents Service Only]	84
Brick Paving on Reinforce Concrete Base	[Paving on Concrete Base]	55
Brothels	[Regulated Premises, Activities]	80
Building Advisory Meeting Fee	[Building Advisory Meeting Fee]	68
Building Certificate Fee	[Commercial/Industrial – > 2,000m2]	66
Bus returned late	[Breaches of the "Conditions of Hire for Community Buses"]	39
Bus Tours	[Admin Charges]	49
C		
Cabana 1, 2, 6, 7 and 8	[Water Park]	18
Cabana 1, 2, 6, 7 and 8	[Water Park]	18
Cabramatta – Replacement of lost multi-storey parking Pass	[Dutton Plaza Car Park Cabramatta]	41
Cabramatta Town Centre DCP 2000	[Strategic Land Use Planning]	43
Call Out Fee	[Community Facilities – Refundable Deposit]	33
Can o Worms Cover with Zeolite	[Over the Counter purchases]	84
Canley Corridor DCP 2013	[Strategic Land Use Planning]	43
Canley Heights Community Centre – Canley Heights	[Other Community Facilities]	38
Car batteries (domestic quantity)	[Drop Off Centre-Local Residents Service Only]	84
Cardiac/Chronic Disease Management (CDM) Membership	[Membership Fees]	16
Carer Administration Levy (Jan - Jun)	[Family Day Care (Calendar Year)]	9
Carer Administration Levy (Jul- Dec)	[Family Day Care (Calendar Year)]	9
Caretaker Cottage	[Turf Football Fields - Maximum 3 Games Per Hire]	10
Carnivals - Tower and splash pads	[Water Park]	20
Carnivals and Others – first day	[Cleaning/Damage Deposit]	31
Carramar Child Care Centre	[Leases Child Care Centres]	39
Casual	[Athletics Track Hire Charges]	31
Casual	[Baseball/Softball Hire Charges]	31
Casual – 1st Child Per Visit	[Childminding – Ages 8 Weeks to 5 years]	15
Casual court usage	[3 Hour Session Court Hire]	28
Casual Hire	[Group Fitness Room Hire (Prairiewood and Fairfield)]	15
Casual Hire – Per field	[Turf Football Fields - Maximum 3 Games Per Hire]	10
Casual Hire 4 - 8 Hours (Per Suite)	[Consultation Rooms]	22
Casual Hire Per Person Per Hour	[Hall Hire – Badminton, Volleyball, Soccer, Basketball]	17
Casual School Holiday Per Day	[School Holidays]	16
Casual Stall Sites	[Non-Specified period]	26
Casual/Commercial Operators	[Endeavour Synthetic Fields 1 and 2]	30
Cat Registration combined– Not Desexed by 4 months	[Dog/Cat Registrations]	58
Cat Registration – Eligible Pensioner	[Dog/Cat Registrations]	58
Cat Registration – Not Desexed (not recommended)	[Dog/Cat Registrations]	59
Cat Registration – Not Desexed (recognized breeder)	[Dog/Cat Registrations]	59
Cat Registrations – Desexed	[Dog/Cat Registrations]	58
Cat Registrations – Desexed (sold by pound/ shelter)	[Dog/Cat Registrations]	59
CBD/Town centre Paving Tiles (Granite paver, Asphalt infill with paver banding, concrete infill with paver banding and Pebblecrete paver)	[CBD Paving Tiles]	55
CC Fee – Development $100,001 – $150,000	[Construction Certificate Only]	63

continued on next page ...

C [continued]

Fee Name	Parent Name	Page
CC Fee – Development $150,001 – $200,000	[Construction Certificate Only]	64
CC Fee – Development $200,001 – $250,000	[Construction Certificate Only]	64
CC Fee – Development $25,001 – $50,000	[Construction Certificate Only]	63
CC Fee – Development $250,001 – $375,000	[Construction Certificate Only]	64
CC Fee – Development $375,001 – $500,000	[Construction Certificate Only]	65
CC Fee – Development $5,001 – $25,000	[Construction Certificate Only]	62
CC Fee – Development $50,000 – $100,000	[Construction Certificate Only]	63
CC Fee – Development $500,000 – 750,000	[Construction Certificate Only]	65
CC Fee – Development $750,000 – 1,000,000	[Construction Certificate Only]	65
CC Fee – Development Up To $5,000	[Construction Certificate Only]	62
Centre Member	[Aquatherapy Class]	15
Ceramic Classes (Adults)	[Fairfield City Museum and Gallery]	49
Certificate	[Residential]	66
Certificate	[Commercial/Industrial – < 200m2]	66
Certificate	[Commercial/Industrial – 200m2 – 2,000m2]	66
Certificate with regards to outstanding notices/orders issued under the Environmental Planning & Assessment Act 1979 and or Local Government Act 1993	[Certificates/Supply of Information]	78
Certificates/Section 603	[Certificates/Section 603]	29
Chair	[Fairfield Local Planning Panel]	44
Chair	[Independent Hearing and Assessment]	77
Children (15 years and under)	[Prairiewood/Fairfield/Cabravale]	11
Children / Pensioner – 20 Entries Pass	[Multi-Visit Pass]	11
Children 5 years and under	[Free Pool Admissions]	11
Circus – first day	[Cleaning/Damage Deposit]	31
Clay Bricks/Terracotta	[Incoming material]	82
Clay Bricks/Terracotta (Hand Unloading)	[Incoming material]	82
Clean Concrete (Hand Unloading)	[Incoming material]	82
Clean Concrete (Heavy Steel Maximum Size)	[Incoming material]	82
Clean Concrete (Light Steel Max Size 1200mm X 450mm)	[Incoming material]	82
Clean Concrete (No Steel)	[Incoming material]	82
Clean-up, Prevention and Prohibition Notice (Monitoring and compliance costs – per hour or part thereof)	[Compliance Cost Notices (POEO Act 1997)]	78
Cleaning	[Function Hire/Sports Hall]	17
Cleaning & Damages bond	[Endeavour Synthetic Fields 1 and 2]	30
Cleaning and damages bond ($500) and Key Deposit ($100)	[Synthetic Playing Field]	23
Cleaning and damages bond ($500) and Key Deposit ($100)	[Turf Football Fields]	24
Cleaning Bond	[Entire Showground Complex – 7a]	22
Cleaning Bond	[Internal Showground Complex]	23
Cleaning deposit for street processions regarding firework activities	[Firework Displays and Processions]	69
Cleaning of interior of Bus if vehicle returned dirty	[Breaches of the "Conditions of Hire for Community Buses"]	39
Cleaning/Damage Deposit	[Park Events – (to 10pm unless other consent issued)]	31
Cleaning/Damage Deposit	[Sportsfields Hire]	32
Cleaning/Damage Deposit	[Cleaning/Damage Deposit]	31
Clubs	[Dog Show Rings]	26
Coconut Fibre (800g)	[Over the Counter purchases]	84
Colour Photocopy A3	[Printing Services]	7
Colour Photocopy A4	[Printing Services]	7
Colour Transparencies A3	[Printing Services]	7
Colour Transparencies A4	[Printing Services]	7
Commercial – After 3:00pm	[Rehearsal and Training Room – Monday to Thursday]	36
Commercial – After 3:00pm	[Rehearsal and Training Room – Friday to Sunday]	37
Commercial – After 3:00pm	[Art Room – Monday to Thursday]	37
Commercial – After 3:00pm	[Art Room – Friday to Sunday]	37
Commercial – Before 3:00pm	[Rehearsal and Training Room – Monday to Thursday]	36
Commercial – Before 3:00pm	[Rehearsal and Training Room – Friday to Sunday]	36
Commercial – Before 3:00pm	[Art Room – Monday to Thursday]	37
Commercial – Before 3:00pm	[Art Room – Friday to Sunday]	37
Commercial – Field Hire – 1/2 Field	[Synthetic Playing Field]	23
Commercial – Field Hire – 1/4 Field	[Synthetic Playing Field]	24
Commercial – Field Hire – Full Field	[Synthetic Playing Field]	23
Commercial – Up to 3 Hours	[Monday to Sunday]	27
Commercial – Weekday after 3pm	[Theatre – Monday to Thursday]	37
Commercial – Weekday Before 3pm	[Theatre – Monday to Thursday]	37

continued on next page ...

Fee Name	Parent Name	Page
C [continued]		
Commercial – Weekday Before 3pm	[Theatre – Friday to Sunday]	37
Commercial – Weekend after 3pm	[Theatre – Friday to Sunday]	37
Commercial After 3.00pm	[Room Hire - Friday]	36
Commercial After 3.00pm	[Room Hire – Monday to Thursday]	36
Commercial After 3.00pm	[Room Hire – Saturday to Sunday]	36
Commercial After 3.00pm - Large Community Facilities	[Halls - Friday]	35
Commercial After 3.00pm - Medium Community Facilities Community-Hall	[Halls - Friday]	34
Commercial After 3.00pm - Small Community Facilities Community-Hall	[Halls - Friday]	34
Commercial After 3.00pm – Large Community Facilities Community-Hall	[Halls – Monday to Thursday]	35
Commercial After 3.00pm – Large Community Facilities Community-Hall	[Halls – Saturday to Sunday]	35
Commercial After 3.00pm – Medium Community Facilities Community-Hall	[Halls – Monday to Thursday]	34
Commercial After 3.00pm – Medium Community Facilities Community-Halls	[Halls – Saturday to Sunday]	35
Commercial After 3.00pm – Small Community Facilities Community	[Halls – Monday to Thursday]	33
Commercial After 3.00pm – Small Community Facilities Community-Halls	[Halls – Saturday to Sunday]	34
Commercial Before 3.00pm	[Room Hire - Friday]	36
Commercial Before 3.00pm	[Room Hire – Monday to Thursday]	36
Commercial Before 3.00pm	[Room Hire – Saturday to Sunday]	36
Commercial Before 3.00pm - Large Community Facilities Community-Hall	[Halls - Friday]	35
Commercial Before 3.00pm - Medium Community Facilities Community-Hall	[Halls - Friday]	34
Commercial Before 3.00pm - Small Community Facilities Community-Hall	[Halls - Friday]	34
Commercial Before 3.00pm – Large Community Facilities Community-Hall	[Halls – Monday to Thursday]	35
Commercial Before 3.00pm – Large Community Facilities Community-Halls	[Halls – Saturday to Sunday]	35
Commercial Before 3.00pm – Medium Community Facilities Community-Hall	[Halls – Monday to Thursday]	34
Commercial Before 3.00pm – Medium Community Facilities Community-Halls	[Halls – Saturday to Sunday]	35
Commercial Before 3.00pm – Small Community Facilities Community-Hall	[Halls – Monday to Thursday]	33
Commercial Before 3.00pm – Small Community Facilities Community-Halls	[Halls – Saturday to Sunday]	34
Commercial Events - Additional Hours	[7 Hour Hire]	28
Commercial Events – Host (Monday to Saturday)	[7 Hour Hire]	28
Commercial Events – Host (Sunday)	[7 Hour Hire]	28
Commercial Events – Staff Supervised	[7 Hour Hire]	28
Commercial Hire Hourly Rate (Mon-Fri)	[Community Hub Spaces - Workary]	52
Commercial Hire of Sportsfield	[Sportsfields Hire]	32
Commercial Installation Package (Assessment, +2 inspections + approval to operate 1 year)	[Commercial Installation Package]	81
Commercial pool inspection and water sampling (public pools and spas) – Public Health Act	[Swimming Pool Act – Statutory]	68
Commercial Rate (includes pay for entry bookings & BYO)	[Ground Floor - Change rooms, rehab, etc]	26
Commercial Rate (includes pay for entry bookings & BYO)	[Ticket Box - Standalone Hire]	26
Commercial Rate (includes pay for entry bookings & BYO)	[Kiosk - Standalone Hire]	26
Commercial Rate (includes pay for entry bookings & BYO)	[Corporate Rooms 1 - 5]	25
Commercial Rate (includes pay for entry bookings & BYO)	[Alan Young Room - Not Exceeding 8 Hours]	25
Commercial Rate (includes pay for entry bookings & BYO)	[Red Gum Room – Not Exceeding 8 Hours]	24
Commercial Rate (includes pay for entry bookings & BYO)	[Cumberland Room – Not Exceeding 8 Hours]	24
Commercial Rate (includes pay for entry bookings & BYO)	[Directors Room – Not Exceeding 8 Hours]	25

continued on next page ...

Fee Name	Parent Name	Page
C [continued]		
Commercial Rate (includes pay for entry bookings & BYO)	[Ground Floor – Not Exceeding 8 Hours]	25
Commercial/ industrial Development – Inspection Fee for Road Reserve Clearance Certificate: Roads, Footpaths, Kerb and Gutter, Trees – during Building Works for Complying Developments valued >$25,000	[Civil and Built]	52
Commercial/ Industrial Development – Road Reserve Clearance Certificate Fee: Roads, Footpaths, Kerb and Gutter, Trees – during Building Works	[Civil and Built]	52
Committee Room 1 – Full Day	[Hire of Meeting Rooms]	85
Committee Room 1 – Half Day	[Hire of Meeting Rooms]	85
Committee Room 1 and 2 – Full Day	[Hire of Meeting Rooms]	85
Committee Room 1 and 2 – Half Day	[Hire of Meeting Rooms]	85
Committee Room 2 – Full Day	[Hire of Meeting Rooms]	85
Committee Room 2 – Half Day	[Hire of Meeting Rooms]	85
Committee Room 4 – Full Day	[Hire of Meeting Rooms]	85
Committee Room 4 – Half Day	[Hire of Meeting Rooms]	85
Community	[Monday to Sunday]	27
Community – After 3:00pm	[Rehearsal and Training Room – Monday to Thursday]	36
Community – After 3:00pm	[Rehearsal and Training Room – Friday to Sunday]	36
Community – After 3:00pm	[Art Room – Monday to Thursday]	37
Community – After 3:00pm	[Art Room – Friday to Sunday]	37
Community – Before 3:00pm	[Rehearsal and Training Room – Monday to Thursday]	36
Community – Before 3:00pm	[Rehearsal and Training Room – Friday to Sunday]	36
Community – Before 3:00pm	[Art Room – Monday to Thursday]	37
Community – Before 3:00pm	[Art Room – Friday to Sunday]	37
Community – Weekday After 3:00pm	[Theatre – Monday to Thursday]	37
Community – Weekday Before 3:00pm	[Theatre – Monday to Thursday]	37
Community – Weekday Before 3:00pm	[Theatre – Friday to Sunday]	37
Community – Weekend After 3:00pm	[Theatre – Friday to Sunday]	37
Community / Semi Professional (8 Hours) – per field	[Turf Football Fields - Maximum 3 Games Per Hire]	10
Community After 3.00pm	[Room Hire - Friday]	36
Community After 3.00pm	[Room Hire – Monday to Thursday]	36
Community After 3.00pm	[Room Hire – Saturday to Sunday]	36
Community After 3.00pm - Large Community Facilities Community-Hall	[Halls - Friday]	35
Community After 3.00pm - Medium Community Facilities Community-Hall	[Halls - Friday]	34
Community After 3.00pm - Small Community Facilities Community-Hall	[Halls - Friday]	34
Community After 3.00pm – Large Community Facilities Community-Hall	[Halls – Monday to Thursday]	35
Community After 3.00pm – Large Community Facilities Community-Halls	[Halls – Saturday to Sunday]	35
Community After 3.00pm – Medium Community Facilities Community-Hall	[Halls – Monday to Thursday]	34
Community After 3.00pm – Medium Community Facilities Community-Halls	[Halls – Saturday to Sunday]	34
Community After 3.00pm – Small Community Facilities Community-Hall	[Halls – Monday to Thursday]	33
Community After 3.00pm – Small Community Facilities Community-Halls	[Halls – Saturday to Sunday]	34
Community Before 3.00pm	[Room Hire - Friday]	36
Community Before 3.00pm	[Room Hire – Monday to Thursday]	36
Community Before 3.00pm	[Room Hire – Saturday to Sunday]	36
Community Before 3.00pm - Large Community Facilities Community-Hall	[Halls - Friday]	35
Community Before 3.00pm - Medium Community Facilities Community-Hall	[Halls - Friday]	34
Community Before 3.00pm - Small Community Facilities Community-Hall	[Halls - Friday]	34
Community Before 3.00pm – Large Community Facilities Community-Hall	[Halls – Monday to Thursday]	35
Community Before 3.00pm – Large Community Facilities Community-Halls	[Halls – Saturday to Sunday]	35
Community Before 3.00pm – Medium Community Facilities Community-Hall	[Halls – Monday to Thursday]	34

continued on next page ...

C [continued]

Fee Name	Parent Name	Page
Community Before 3.00pm – Medium Community Facilities Community-Halls	[Halls – Saturday to Sunday]	34
Community Before 3.00pm – Small Community Facilities Community-Hall	[Halls – Monday to Thursday]	33
Community Before 3.00pm – Small Community Facilities Community-Halls	[Halls – Saturday to Sunday]	34
Community Events	[7 Hour Hire]	28
Community Groups – Up to 25 Clients	[Bootcamp]	16
Community Hire Hourly Rate (Mon-Fri)	[Community Hub Spaces - Workary]	52
Community Land – Storage – Shipping Container	[Open Space]	56
Community Member	[Independent Hearing and Assessment]	78
Community Representative	[Fairfield Local Planning Panel]	44
Community Room Hire (not exceeding 8 hours)	[Turf Football Fields - Maximum 3 Games Per Hire]	10
Complaint investigation or general Inspection	[Complaint invest or general inspection]	69
Compliance Certificates – Development $100,001 – $150,000	[Construction Certificate Only]	63
Compliance Certificates – Development $150,001 – $200,000	[Construction Certificate Only]	63
Compliance Certificates – Development $200,001 – $250,000	[Construction Certificate Only]	64
Compliance Certificates – Development $25,001 – $50,000	[Construction Certificate Only]	63
Compliance Certificates – Development $250,001 – $375,000	[Construction Certificate Only]	64
Compliance Certificates – Development $375,001 – $500,000	[Construction Certificate Only]	64
Compliance Certificates – Development $5,001 – $25,000	[Construction Certificate Only]	62
Compliance Certificates – Development $50,000 – $100,000	[Construction Certificate Only]	63
Compliance Certificates – Development $500,000 – 750,000	[Construction Certificate Only]	65
Compliance Certificates – Development $750,000 – 1,000,000	[Construction Certificate Only]	65
Compliance Certificates – Development $750,000 – 1,000,000 – Construction Certificate Only	[Construction Certificate Only]	65
Compliance Inspection Fee (Commercial)	[Annual Approval to Operate and Compliance Inspections]	81
Compliance inspection fee (pump out)	[Sewage Management Installation]	81
Compliance Inspection Fee (Residential) (Frequency as per risk – 1, 3 or 5 year)	[Annual Approval to Operate and Compliance Inspections]	81
Compliance Reinspection (each unit/device)	[Microbial Control – Regulated]	80
Compliance Reinspection Fee	[Annual Approval to Operate and Compliance Inspections]	82
Compost Bins	[Over the Counter purchases]	84
Concessions and Children	[Admin Charges]	49
Concrete – 125mm Thick, F72 Mesh	[Vehicular Crossings Restoration]	55
Concrete – 175mm Thick, F82 Mesh	[Vehicular Crossings Restoration]	55
Concrete – 225mm Thick, F82 Mesh	[Vehicular Crossings Restoration]	55
Concrete Dish Crossing Fee	[Concrete Dish Crossing]	54
Concrete Pavement Restoration	[Road Restoration – Cement]	56
Concrete Pump Permit	[Other Occupation Permit]	53
Consent for street vending	[Roads Act Consents]	40
Consent for Structure on the road (including encroachment)	[Roads Act Consents]	40
Consultancy to 'for profit' organisations	[Children and Family Services]	8
Consultancy to 'not-for-profit' organisations	[Children and Family Services]	8
Contribution towards field renovations/ improvements	[Sportsfields Hire]	32
Copies of Documents/Plans under Section 10.8(2)	[Certified Copies of Documents/Plans]	45
Copy A0 black & white	[Plan Copying Black and White]	7
Copy A1 black & white	[Plan Copying Black and White]	7
Copy A2 black & white	[Plan Copying Black and White]	7
Copy A2 sheets in colour	[Colour Copying (matt paper)]	7
Copy of Building Information Certificate Fee	[Copy of Building Information Certificate]	67
Copy of Councils Specification	[Endorsement of Linen Plan or 88B Instrument]	75
Copy or print A0 sheets in colour	[Colour Copying (matt paper)]	7
Copy or print A0 sheets in colour	[Colour Photo Paper (gloss paper)]	7
Copy or print A1 sheets in colour	[Colour Copying (matt paper)]	7
Copy or print A1 sheets in colour	[Colour Photo Paper (gloss paper)]	7
Copy or print A2 sheets in colour	[Colour Photo Paper (gloss paper)]	7
Copy Section 603 Certificate	[Certificates/Section 603]	29

continued on next page ...

Fee Name	Parent Name	Page
C [continued]		
Copying or printing of reports and other documents held by Catchment Management Branch	[Miscellaneous Report]	44
Corporate Learn to Swim program (min staff 1,000)	[Term Program]	13
Corporate Membership	[Weekly Debit Membership]	17
Cost $100,000 – $1,000,000 if the estimated cost of the development is $100,000 or more and less than or equal to $1,000,000	[Cost $100,001 to $1,000,000]	77
Cost $100,000 – $1,000,000 if the estimated cost of the development is $100,000 or more and less than or equal to $1,000,000-Section 8.2 Review	[Cost $100,001 to $1,000,000]	69
Cost greater than $1,000,000 if the estimated cost of the development is more than $1,000,000 – Firework Displays and Processing	[Cost greater than $1,000,000]	69
Cost greater than $1,000,000 if the estimated cost of the development is more than $1,000,000 – Independent Hearing and Assessment	[Cost greater than $1,000,000]	77
Cost less than $100,000 if the estimated cost of the development is less than $100,000	[Cost less then $100,000]	77
Cost less than $100,000 if the estimated cost of the development is less than $100,000 – Section 8.2 Review	[Cost less then $100,000]	69
Cost of Refuelling Bus if not completed prior to Bus return	[Breaches of the "Conditions of Hire for Community Buses"]	39
Costs incurred for Legal Proceedings on Unpaid Debtor Invoices	[Rates Services]	29
Costs incurred for Legal Proceedings on Unpaid Rates	[Rates Services]	29
Council not to Proceed with Application – up to 100% Fee Refunded	[DCP Amendments]	45
Councillor Photographs for private use	[Release Fees]	85
Councils Solicitor	[Representation Hearing Lodgement Fee]	60
Councils Solicitor	[Representation Hearing Lodgement]	77
Crane Permit	[Other Occupation Permit]	53
Creative Art/ Ceramics	[Fairfield City Museum and Gallery]	49
Creative Workshops (Adults)	[Fairfield City Museum and Gallery]	49
Cumberland Room - Not Exceeding 8 Hours	[Cumberland Room – Not Exceeding 8 Hours]	24
Customer will be charged for the replacement cost of missing equipment	[Breaches of the "Conditions of Hire for Community Buses"]	39
Cycleway	[Cycleway (Minimum Area 7.5sqm)]	55
D		
D.A requiring Public notification	[Development Advertising Fee]	71
DA Fee as prescribed – Development $100,001 – $150,000	[Development Application Only]	63
DA Fee as prescribed – Development $150,001 – $200,000	[Development Application Only]	64
DA Fee as prescribed – Development $200,001 – $250,000	[Development Application Only]	64
DA Fee as prescribed – Development $25,001 – $50,000	[Development Application Only]	63
DA Fee as prescribed – Development $250,001 – $375,000	[Development Application Only]	64
DA Fee as prescribed – Development $375,001 – $500,000	[Development Application Only]	64
DA Fee as prescribed – Development $5,001 – $25,000	[Development Application Only]	62
DA Fee as prescribed – Development $50,000 – $100,000	[Development Application Only]	63
DA Fee as prescribed – Development $500,000 – 750,000	[Development Application Only]	65
DA Fee as prescribed – Development $750,000 – 1,000,000	[Development Application Only]	65
DA Fee as prescribed – Development Up To $5,000	[Development Application Only]	62
DA required to be notified to adjoining affected properties as per 2020 Community Engagement Plan	[Development Advertising Fee]	71
DA required to be notified to adjoining affected properties as per 2020 Community Engagement Plan	[Development Advertising Fee]	71

continued on next page ...

Fee Name	Parent Name	Page
D [continued]		
DA required to be notified to adjoining properties and publicly notified	[Development Advertising Fee]	71
Daily Storage Charge for article	[Release Fees]	60
Daily training/ consultation provided non-NDIS (including preparation)	[Fairstart Early Intervention]	9
Dangerous Dog Sign	[Animal Control]	59
Dangerous/restricted Dog, certificate of compliance of Enclosure	[Animal Control]	59
Day Fee – School Groups Only	[Hire of Club House]	17
Day Regular Hire (8am to 6pm) - Per Court, Per Hour	[Tennis Courts – St Johns Park, Avenel and Fairfield (all bookings are on Line)]	33
Day Time – Per Hour/Each Court	[Coaches (Registered with Council)]	33
Deferred Contribution (Bank Guarantee) Admin Fee S7.11 & S7.12	[Deferred Payment of Contributions]	45
Deferred Payment Contributions - Admin Fee (7.11 & 7.12)	[Deferred Payment of Contributions]	45
Department of Education Instructors	[Free Pool Admissions]	11
Department of Sport a Rec Instructors	[Free Pool Admissions]	11
Deposit Show Rings	[Dog Show Rings]	26
Design and Survey Required to Issue Concrete Crossing Level and/or Boundary Levels	[Road Design Fees]	46
Designated Development	[Development Advertising Fee]	71
Designated Development Fee	[Designated Development]	61
Designated Development Fee	[Designated Development]	71
Development of a Building for a Hospital, School or Police Station – Public Authority	[Development of a Building for – Public Authority]	70
Development Purpose Advertisements	[Sign Application]	70
Development required to be Advertised by Environmental Planning Instrument	[Development Advertising Fee]	71
Development required to be notified to Adjoining Affected Properties per Appendix B of City Wide DCP	[Building Advertising Fee]	61
Directors Room – Not Exceeding 8 Hours	[Directors Room – Not Exceeding 8 Hours]	25
Disable Toilet Keys	[Over the Counter purchases]	85
Disabled Groups	[Bootcamp]	16
Disabled Person – 30 Minutes	[Private Learn to Swim]	13
Disabled Persons who live within Fairfield LGA and One Carer	[Free Pool Admissions]	11
Dishonour fee for rejected EFT	[Children and Family Services]	8
Dog Registration – Desexed (by 12 weeks)	[Dog/Cat Registrations]	59
Dog Registration – Desexed (by eligible pensioner)	[Dog/Cat Registrations]	59
Dog Registration – Desexed (sold by pound/ shelter)	[Dog/Cat Registrations]	59
Dog Registration – Not Desexed (not recommended)	[Dog/Cat Registrations]	59
Dog Registration – Not Desexed (recognized breeder)	[Dog/Cat Registrations]	59
Dog Registration combined– Not Desexed by 6 months	[Dog/Cat Registrations]	59
Dogs boarding	[Animal Boarding]	58
Domestic Installation Package (Assessment + 2 inspections + approval to operate 1 year)	[Domestic Installation Package]	81
Downey Lane – Replacement of lost multi-storey parking Pass	[Downey Lane Carpark Fairfield]	42
Drainage	[Drainage Kerb Inlet Slab, Pit]	55
Drivers or Hirers enabling others to drive the Bus at any time	[Breaches of the "Conditions of Hire for Community Buses"]	39
During Operating Hours	[Function Hire/Sports Hall]	17
Dutton Lane Kiosk A	[Kiosks]	40
Dutton Lane Kiosk B	[Kiosks]	40
Dutton Plaza – Meeting Room Hire – Casual Commercial Hire	[Hire of Meeting Rooms]	8
Dutton Plaza – Meeting Room Hire – Casual Community Hire	[Hire of Meeting Rooms]	8
E		
Each Additional Lot over 30 Lots	[Subdivision Certificate (Linen Release)]	73
Each Outlet	[Provision of Kerb Stormwater Outlet]	55
Each subsequent day	[Subsequent Days]	31
Early Bird	[Dutton Plaza Car Park Cabramatta]	41
Early Bird	[Nelson Street Carpark Fairfield]	41

continued on next page ...

Fee Name	Parent Name	Page
E [continued]		
Early Bird	[Downey Lane Carpark Fairfield]	42
Earphones	[Library Merchandise]	51
Earth / Gravel / Grass Verge	[Earth / Gravel / Grass Verge]	55
Electronic waste (domestic quantity)	[Drop Off Centre-Local Residents Service Only]	84
Employment Land Study 2008	[Strategic Land Use Planning]	43
End of Year Activity Day (including rock wall)	[School Children Special Programs]	14
End of Year Activity Day Per Student	[School Children Special Programs]	14
Endeavour Park Water Cannon sprinkler	[Endeavour Synthetic Fields 1 and 2]	30
Endorsement Linen Plan where Original has been Amended, Lost or Destroyed – 88B Instrument Preparation	[Endorsement of Linen Plan or 88B Instrument]	75
Engraved Pavers – Double Pavers Cost Recovery	[Entire Showground Complex – 7a]	23
Engraved Pavers – Single Paver Cost Recovery	[Entire Showground Complex – 7a]	23
Enrolment Fee	[Children and Family Services]	8
Environment/waste education workshop	[Waste Education Workshop]	84
Erosion Control Plans	[Engineering Construction Certificate – Application for Approval of Design]	74
Erosion Control Plans	[Engineering Compliance Certificate – Inspection of Road and Drainage Works]	74
Estimated Cost up to $5,000	[Development Applications]	60
Estimated Cost up to $5,000	[Section 4.55 & Section 8.3 Table]	62
Estimated Cost up to $5,000	[Development Applications]	69
Euthanasia cats	[Euthanasia]	58
Euthanasia dogs (over 20kg)	[Euthanasia]	58
Euthanasia of Cats less than 2kg	[Euthanasia]	58
Euthanasia of dogs (under 20kg)	[Euthanasia]	58
Exempt Development Certificate Fee	[Exempt Development Fee]	68
Exempt Development Site Inspection Fee	[Exempt Development Fee]	68
Exercise Assessment/ Follow Up (30 mins)	[Individual Exercise Consultant]	15
Exercise Consultant (1.25 hours)	[Individual Exercise Consultant]	14
Extension of Development Consent	[Extension of Lapsing Development Consent]	66
Extension of Time where Subdivision is not Commenced within Prescribed Period	[Application for Extension of Time]	76
External Rehab Provider Fee	[Aquatherapy Class]	16
External Stage Hire - FLG Only	[Entire Showground Complex – 7a]	23
Extra Large Collar	[Animal Control (Dangerous Dog)]	59
Extraction Fee – Minimum Charge	[Sale of Maps]	43
Extraction Fee per Hour	[Sale of Maps]	43
F		
Fairfield – Small Meeting Room Hire – Commercial Hire	[Hire of Meeting Rooms]	50
Fairfield – Small Meeting Room Hire – Community Hire	[Hire of Meeting Rooms]	50
Fairfield City Centre DCP 2013	[Strategic Land Use Planning]	43
Fairfield City Centres Study 2015	[Strategic Land Use Planning]	43
Fairfield City-Wide Development Control Plan 2024	[Strategic Land Use Planning]	43
Fairfield Heights Town Centre DCP 2020	[Strategic Land Use Planning]	43
Fairfield Local Environment Plan 2013	[Strategic Land Use Planning]	43
Fairfield Local Planning Panel	[Council Agenda – Commercial Purposes]	6
Fairfield School of Arts	[Fairfield School of Art]	38
Family – 2 Adults and 3 Children	[Admin Charges]	49
Family Admission (2 Adults & 2 Children or 1 adult & 3 children)	[Prairiewood/Fairfield/Cabravale]	11
Family Rate – 2nd & 3rd Child Per Visit	[Childminding – Ages 8 Weeks to 5 years]	15
Fax – price per side (local or interstate)	[Standard Fax Service]	51
Fee for Modification Application under Section 4.55(1A) or 4.56(1) that involves in the consent authority's opinion, minimal environmental impact, the Maximum Fee (see Total Amount Column) or 50% of the Fee for the Original D.A whichever is the lesser	[Application for Modification of Development Consent (Section 4.55)]	61
Fee for Modification Application under Section 4.55(1A) or 4.56(1) that involves in the consent authority's opinion, minimal environmental impact, the Maximum Fee (see Total Amount Column) or 50% of the Fee for the Original D.A whichever is the lesser	[Application for Modification of Development Consent]	71

continued on next page ...

Fee Name	Parent Name	Page
F [continued]		
Fee for modification application, s4.55(2) or s4.56(1) that does not, in the consent authority's opinion, involve minimal environmental impact	[Fee for an Application under S4.55(2)]	61
Fee for modification application, s4.55(2) or s4.56(1) that does not, in the consent authority's opinion, involve minimal environmental impact	[Fee for an Application under S4.55(2)]	61
Fee for modification application, s4.55(2) or s4.56(1) that does not, in the consent authority's opinion, involve minimal environmental impact	[Fee for an Application under S4.55(2) or S4.56(1)]	71
Fee for modification application, s4.55(2) or s4.56(1) that does not, in the consent authority's opinion, involve minimal environmental impact	[Fee for an Application under S4.55(2) or S4.56(1)]	72
Fee for modification application, s4.55(2) or s4.56(1) that does not, in the consent authority's opinion, involve minimal environmental impact if the fee for the original application was $100 or more and the application relates to an original development application, other than as specified above, with an estimated cost of development within the Section 4.55 and Section 8.3 table	[Fee for an Application under S4.55(2)]	61
Fee for modification application, s4.55(2) or s4.56(1) that does not, in the consent authority's opinion, involve minimal environmental impact if the fee for the original application was $100 or more and the application relates to an original development application, other than as specified above, with an estimated cost of development within the Section 4.55 and Section 8.3 table	[Fee for an Application under S4.55(2) or S4.56(1)]	72
Fee for non-compliance of a Biosecurity Direction Biosecurity Act 2015 (s.126, s.127, s.128, s.88 & s.132)	[Natural Resource Management]	47
Fee for notices	[Clean-up, Prevention Notices and Noise Control Notices (POEO Act 1997)]	78
Fee for Referral of Application to Another Approval Body	[Integrated Development]	61
Fee for Referral of Application to Another Approval Body	[Integrated Development]	70
Fee for search of Council Assets	[Civil and Built]	52
Fee payable to consent authority	[Concurrence Development]	70
Fee to Accompany the Application	[Administration Fee for Bond]	76
Fence Occupation per metre – weekly fee	[Other Occupation Permit]	54
Field Hire Charge when lighting required e.g. Dog Training with lights	[Dog Show Rings]	26
Final A.C. 20mm Thick Asphaltic Concrete	[Bonded Works]	76
First 1-10 Sq. Metre	[Concrete Footpath (Minimum Area 1.44sqm)]	54
First 1-10 Sq. Metre	[Road Restoration – Asphalt]	56
First Hour – hire of FCMG for photography	[Photography Charges]	49
First person	[Outdoor Ice Skating Rink]	21
First Six Days Overdue No Charge	[Overdues and Charges]	51
First Time Offence (per sign)	[Signs]	60
Fisher Street – Replacement of lost multi-storey parking Pass	[Fisher Street Carpark Cabramatta]	42
Five-a-side competition – Team fee	[Synthetic Playing Field]	23
FLC AquaPlay Waterpark (includes lifeguard - per hour hire rate)	[Lane Hire – Per Lane Swimming]	12
Food Premises (Food businesses with less than 5 full time equivalent employees)	[Food Businesses Annual Administration]	79
Food Premises (Food businesses with more than 5 full time equivalent employees)	[Food Businesses Annual Administration]	79
Food premises Fit-out Inspection by EHO associated with DA inspections with Building Control	[Retail Food Business/Premises]	79
Food stalls and trucks at events and markets	[Temporary Food Stall Inspections]	79
Food Van Sites	[Non-Specified period]	26
Footpath Occupational Permit for Not-for-Profit organisations	[Other Occupation Permit]	54
For Accompanying spectator to Swim	[Term Program]	13
For each concurrence Authority	[Concurrence Development]	70
For Subsequent Hours – hire of FCMG for photography	[Photography Charges]	49

continued on next page ...

Fee Name	Parent Name	Page
F [continued]		
For urgent applications (received less than 14 days prior to filming/photography commencement date) a 100% loading on applicable Filming/Photography Proposal Lodgement Fee applies	[Filming or Photography Proposal]	6
For urgent applications (received less than 14 days prior to filming/photography commencement date) a 30% loading on applicable Approval Fees applies (for students/community groups/charities/educational purposes)	[Filming or Photography Proposal]	7
For-Profit/Business venture School Canteen Inspection (no admin fee)	[School Canteens]	79
Free to public school sporting association within FCC LGA including zone and regional events	[Endeavour Netball Court]	30
Friday 3pm to 9pm	[Youth Services]	28
From 241km – 350km – additional fee	[Special Trips]	40
Full Court (per hour)	[Disability Group]	28
Function Package 3 hours (Chill Zone only)	[Monday to Sunday]	27
Futsal Court Hire – Casual Booking	[Emerson Futsal Court]	30
Futsal Court Hire – Commercial	[Emerson Futsal Court]	30
G		
Gas cylinder (domestic quantity)	[Drop Off Centre-Local Residents Service Only]	84
Gen Z Junior Timetable/Membership – 10 Weeks Per term 13 to 17 year olds	[Bootcamp]	16
Golf Cart 18 Holes	[Driving Range]	27
Golf Lessons - Professional (To be negotiated and market tested)	[Golf Course]	26
Golf Lessons on Shift - (To be negotiated, advertised and market tested)	[Golf Course]	27
Goods on Council Owned Footpaths per Square Metre	[Goods on Footpath]	77
Graffiti Removal Fee	[Graffiti Removal – Private Property]	30
Green Waste Disposal – Per Car (full load)	[Drop Off Centre-Local Residents Service Only]	84
Green Waste Disposal – Per Ute (full load)	[Drop Off Centre-Local Residents Service Only]	84
Green Waste Disposal – Per Van or Standard Trailer (1.8 x 1.2m with 1m height, full load)	[Drop Off Centre-Local Residents Service Only]	84
Greywater Treatment System Package (Assessment + 1 inspection + approval to operate 1 year)	[Greywater Treatment System Package]	81
Ground Floor – hourly rate	[Ground Floor – Not Exceeding 8 Hours]	25
Ground Service/unscheduled/additional mowing only	[Park Events – (to 10pm unless other consent issued)]	32
Group / School / Programs Golf Lessons - to be negotiated	[Golf Course]	27
Group Booking with Morning Tea (maximum 20 people)	[Fairfield City Museum and Gallery]	49
Group Hire Hourly Rate	[Room Hire | Lab.LX Computer Content Creation Room]	50
Group PT (min 4 to max 8) 1hour	[Personal Training]	15
Group PT 10 Pack	[Personal Training]	15
Groups 10 – 20 People	[Aquaerobics Classes]	12
Groups 21 – Plus People	[Aquaerobics Classes]	12
Groups with 10-20 People	[Gymnasium or Aerobics]	14
Groups with 21 Plus People	[Gymnasium or Aerobics]	14
Gym Access Standalone Hire	[Turf Football Fields - Maximum 3 Games Per Hire]	10
H		
Half Hall Per Hour	[Hall Hire – Badminton, Volleyball, Soccer, Basketball]	17
Half Pool Per Hour	[Other Hirers – 50 Metre Pool Only]	12
Hall Hire	[Hall Hire Fees]	10
Heavy Vehicle abandoned/left unattended	[Release Fees]	60
Heritage items large documents/ policy	[Strategic Land Use Planning]	43
High resolution aerial photograph (price per square kilometre)	[Aerial Photography]	44
High School	[Children with School Groups]	11
Hilltop cabanas 15,16,17,18,19 & 23	[Water Park]	18
Hilltop cabanas 15,16,17,18,19 & 23	[Water Park]	18
Hilltop cabanas 20,21 & 22	[Water Park]	18
Hilltop cabanas 20,21 & 22	[Water Park]	18
Hire	[VIP Suites - Not Exceeding 8 Hours]	24
Hire	[Community Room - Not Exceeding 8 Hours]	24

continued on next page ...

Fee Name	Parent Name	Page
H [continued]		
Hire	[Ground Floor - Change rooms, rehab, etc]	26
Hire	[Ticket Box - Standalone Hire]	25
Hire	[Kiosk - Standalone Hire]	26
Hire	[Alan Young Room - Not Exceeding 8 Hours]	25
Hire	[Exhibition Hall]	23
Hire	[Internal Showground Complex]	23
Hire	[Red Gum Room – Not Exceeding 8 Hours]	24
Hire	[Cumberland Room – Not Exceeding 8 Hours]	24
Hire	[Ground Floor – Not Exceeding 8 Hours]	25
Hire - internal mid week	[Alan Young Room - Not Exceeding 8 Hours]	25
Hire - Internal or Mid Week	[Community Room - Not Exceeding 8 Hours]	24
Hire – Internal mid week	[Ground Floor – Not Exceeding 8 Hours]	25
Hire – Internal Mid Week	[Red Gum Room – Not Exceeding 8 Hours]	24
Hire – Internal Mid Week	[Cumberland Room – Not Exceeding 8 Hours]	24
Hire Casual (not exceeding 8 hours)	[Corporate Rooms 1 - 5]	25
Hire charge for outside LGA School Sport	[Schools]	31
Hire Charges for local School Sport	[Schools]	31
Hire Hourly Rate (Mon – Sun)	[Business Hub Meeting Spaces (up to 8 people)]	47
Hire of Equipment- Chairs	[Entire Showground Complex – 7a]	22
Hire of Equipment- Tables	[Entire Showground Complex – 7a]	22
Hire of Sportfield car park – no access to field, toilets or canteen	[Sportsfields Hire]	32
Hire Regular	[Corporate Rooms 1 - 5]	25
Hire-Hourly Rate (Mon-Sun)	[Studio HQ (Photography / Videography Studio)]	48
Holiday Special – 30 Minutes	[Private Learn to Swim]	13
Host Fee - 1 Staff (Monday – Saturday)	[7 Hour Hire]	28
Host Fee – 1 staff Sunday	[7 Hour Hire]	28
Hot Desk - 1 Day (Mon-Fri)	[Hot Desks - Workary]	52
Hot Desk - 1 Month (Mon-Fri)	[Hot Desks - Workary]	52
Hot Desk - 1 Year (Mon-Fri)	[Hot Desks - Workary]	52
Hot Desk (1 Day) (Mon-Sun)	[Co-working Space - Hot Desk]	48
Hot Desk (1 Month) (Mon-Sun)	[Co-working Space - Hot Desk]	48
Hot Desk (1 Year) (Mon-Sun)	[Co-working Space - Hot Desk]	48
Hourly	[Board Room (Room 2)]	21
Hourly	[Sessional Room (Room 3)]	21
Hourly Rate	[Alan Young Room - Not Exceeding 8 Hours]	25
Hourly Rate	[Community Room - Not Exceeding 8 Hours]	24
Hourly Rate	[Red Gum Room – Not Exceeding 8 Hours]	24
Hourly Rate	[Cumberland Room – Not Exceeding 8 Hours]	24
Hourly training/ consultation provided non-NDIS (including preparation)	[Fairstart Early Intervention]	9
I		
Ice Cream Van	[Non-Specified period]	26
Illuminated Advertising Street Signs	[Roads Act Consents]	40
Impounded goods other than motor vehicles	[Release Fees]	60
Improvement Notice Fee (Food Act 2003)	[Retail Food Business/Premises]	79
Improvement Notice or Prohibition Order Fee	[Microbial Control – Regulated]	80
Improvement Notice or Prohibition Order Fee	[Public Swimming Pools and Spa]	80
Improvement Notice or Prohibition Order Fee (in any other case under the Public Health Act)	[Regulated Premises, Activities]	80
Individual	[Aquaerobics Classes]	12
Individual	[Gymnasium or Aerobics]	14
Individual - First Participant (Intermediate - Advanced)	[Term Program]	13
Individual – First Participant (Beginner)	[Term Program]	13
Individual Casual	[Aquatherapy Class]	15
Individual Exercise Program/ Upgrade (45 mins)	[Individual Exercise Consultant]	15
Individual Session	[Wall and Equipment Hire]	29
Initial (excepting athletics a free season set up)	[Line Marking]	32
Initial Consultation (30 mins)	[Aquatherapy Class]	16
Initial Response within 3 Days of Receipt of Application	[Urgency Fee]	66
Inner City Area	[Inspection for Relocation of Existing Building]	67
Inspect Premises when Nuisance or Offence is Established	[Fire Safety]	67
Inspection (First Unit/Device/Cooling Tower)	[Microbial Control – Regulated]	80
Inspection (Second and any subsequent Units/ Devices/Cooling Towers)	[Microbial Control – Regulated]	80

continued on next page ...

Fee Name	Parent Name	Page
I [continued]		
Inspection / Reinspection Fee for food premises	[Retail Food Business/Premises]	79
Inspection fee	[Fire Safety Inspection Fee]	68
Inspection Fee First 60min or part thereof	[After Hours Inspections – after 6.00pm (any day of the week)]	78
Inspection Fee initial 60min or part thereof	[Inspection within Business Hours]	78
Inspection of food trucks parked at home (not operating at time of inspection)	[Mobile Food Vending Vehicles (use in public place)]	79
Inspection of food trucks permanently parked on private land and operating at time of inspection	[Mobile Food Vending Vehicles (use in public place)]	79
Inspection of restoration works in the parks	[Open Space]	56
Inspection of Utilities during Construction	[Civil and Built]	52
Inspections (Where additional inspections required)	[Domestic Installation Package]	81
Inspections (Where additional inspections required)	[Commercial Installation Package]	81
Inspections requested on Saturday between 6:30am to 2:30pm – 4 hours minimum	[Miscellaneous Works]	75
Inter-Library Loan Fee Recovery	[Overdues and Charges]	51
Inter-Library Loan Reservation Charge	[Overdues and Charges]	51
Interest is Levied on Deferred Contributions at a Rate Specified in the Contribution Plan	[Local Infrastructure Contributions (S7.11 & S7.12)]	45
Internal Showground Complex mid week hire – half day	[Internal Showground Complex]	23
Investigation of Existing Rights Plus recovery of Legal and/or other expenses	[Investigation of Existing Use Rights]	69
Investigation of Oversize and Overmass Vehicle Routes	[General Fees and Charges]	46
J		
Joining Fee - Leisure Connect	[Weekly Debit Membership]	17
Junior Clinics / Memberships	[Green Fees Mid Week]	27
Junior Member (under 18 years)	[Golf Course]	27
K		
Key Deposit	[Bond]	29
Key Deposit	[Park Events – (to 10pm unless other consent issued)]	31
Key Deposit	[Sportsfields Hire]	32
Key Issue / Key Cutting	[Other]	40
Kittens	[Animal Boarding]	58
L		
Laminate A0 Sheet	[Laminating]	7
Laminate A1 Sheet	[Laminating]	7
Laminate A2 Sheet	[Laminating]	7
Laminating A3	[Printing Services]	8
Laminating A4	[Printing Services]	7
Large - Hire Charge for Fund Raising Events (Min 5 HR)	[Hire Charge for a Community Group for Fund Raising Events]	33
Large Collar	[Animal Control (Dangerous Dog)]	59
Large frontage (up to approximately 100sqm)	[Mowing Service – Residential – Nature Strips]	57
Large Offices – Between 20m2 to 35m2	[Prairiewood Offices – Exclusive Use]	38
Large Offices – Between 20m2 to 35m2	[Other Offices – Exclusive Use]	38
Larger Than A3	[Copy of Map Information]	43
Late fee - Fee Set by Legislation	[Dog/Cat Registrations]	58
Late pick up fee	[Children and Family Services]	8
Late time sheet fee	[Family Day Care (Calendar Year)]	9
Layback Bond Max 4m Wide Construct New Layback	[Bonded Works]	76
Learn to Swim - 10 x 30 minute Lessons	[Community (CALD) Aquatic Program]	14
Learn to Swim - 10 x 30-minute Lessons	[School Aquatic Programs]	14
Learn to Swim - 10 x 60 minute Lessons	[Community (CALD) Aquatic Program]	14
Learn to Swim – 10x 40-minute Lessons	[School Aquatic Programs]	14
Learn to Swim – 10x 60-minute Lessons	[School Aquatic Programs]	14
Legal Expenses – Based on legal work completed	[Local Infrastructure Contributions (S7.11 & S7.12)]	45
Leisure Connect – 12 Months	[Membership Fees]	16
Leisure Connect (Flexi-Fit – 'no contract')	[Weekly Debit Membership]	17
Leisure Connect (minimum 6 months)	[Weekly Debit Membership]	17
Leisure Connect– 12 Months Renewal Rate	[Membership Fees]	16
Length of Road 0-20m	[Road and Drainage Plans – Half Width Road]	75
Length of Road 0-25m	[Road and Drainage Plans – Half Width Road]	75

continued on next page ...

L [continued]

Fee Name	Parent Name	Page
Length of Road 0-33m	[Road and Drainage Plans]	74
Length of Road 50m	[Road and Drainage Plans]	74
Length of Road 50m – Engineering Compliance Certificate	[Road and Drainage Plans – Half Width Road]	75
Length of Road 50m (Half Width Road), One off fee plus additional fee per metre	[Road and Drainage Plans – Half Width Road]	75
Length of road over 20-50m Additional	[Road and Drainage Plans – Half Width Road]	75
Length of road over 25-50m Additional	[Road and Drainage Plans – Half Width Road]	75
Length of road over 33-50m Additional	[Road and Drainage Plans]	74
Length of road over 50m Additional	[Road and Drainage Plans]	74
Length of road over 50m Additional – Engineering Compliance Certificate	[Road and Drainage Plans – Half Width Road]	75
Length of road over 50m Additional (Full Width Road), One off fee	[Road and Drainage Plans – Half Width Road]	75
Library Misc Retail Products	[Library Merchandise]	51
Lights – additional fee – 200 lux	[Synthetic Playing Field]	23
Lights – additional fee – 200 lux	[Turf Football Fields]	24
Lights – additional fee – 500 lux	[Turf Football Fields - Maximum 3 Games Per Hire]	10
Line Marking	[Road Restoration – Asphalt]	56
Line Marking Per Field	[Turf Football Fields - Maximum 3 Games Per Hire]	10
Local Infrastructure Contributions Plan 2023 (s.7.11 & s.7.12)	[Strategic Land Use Planning]	43
Local Infrastructure Contributions Plan 2023 currently in force is available for inspection at the Administration Centre, Avoca Road Wakeley or Council's website.	[Local Infrastructure Contributions (S7.11 & S7.12)]	45
Local NFP – Casual 1/2 Field	[Synthetic Playing Field]	23
Local NFP – Casual 1/4 field	[Synthetic Playing Field]	23
Local NFP – Casual Field Hire – Full Field	[Synthetic Playing Field]	23
Local NFP – Seasonal (3 month) 1/2 Field	[Synthetic Playing Field]	23
Local NFP – Seasonal (3 month) 1/4 field	[Synthetic Playing Field]	24
Local NFP – Seasonal (3 Month) Field Hire – Full Field	[Synthetic Playing Field]	23
Lockers - Yellow Box	[Water Park]	18
Lodgement Fee	[Fire Safety Inspection Fee]	68
Lodgement of Subpoena	[Subpoena]	57

M

Mailbox Cancellation Fee	[Co-working Space - Hot Desk]	48
Mailbox Establishment Fee	[Co-working Space - Hot Desk]	48
Mailbox Hire -1 Year	[Co-working Space - Hot Desk]	48
Major Amendment – Large number of sites, matter that creates a significant precedent or requires a major policy review	[LEP Amendments]	44
Major Amendment to/Creation of DCP or Major Amendment to site specific DCP	[DCP Amendments]	45
Markets Relocation Fee	[Entire Showground Complex – 7a]	22
Maximum Fee for Application under S4.55(1)	[Application for Modification of Development Consent (Section 4.55)]	61
Medium - Hire for Fund Raising Events (Min 5 HR)	[Hire Charge for a Community Group for Fund Raising Events]	33
Medium Collar	[Animal Control (Dangerous Dog)]	59
Meetings with Members of Council – Discuss Development Application Concept Proposals less than $500,000	[Development Advisory Meeting]	73
Meetings with Members of Council – Discuss Development Application Concept Proposals over $4,000,000	[Development Advisory Meeting]	73
Meetings with Members of Council – Discuss Development Application Concept Proposals over $500,000 but less than $4,000,000	[Development Advisory Meeting]	73
Member 1	[Independent Hearing and Assessment]	77
Member 2	[Independent Hearing and Assessment]	77
Members – 12 Months	[Green Fees Mid Week]	27
Members – Per child Per Visit	[Childminding – Ages 8 Weeks to 5 years]	15
Members playing Competition	[Golf Course]	27
Members Social	[Green Fees Mid Week]	27
Memorial Tree Planting (stand alone planting).	[Tree Management/Preservation]	56
Memorial Tree Planting (tube stock) – existing planting of garden bed	[Tree Management/Preservation]	56
Memory Box Tour	[Fairfield City Museum and Gallery]	49

continued on next page ...

Fee Name	Parent Name	Page
M [continued]		
Metals/Whitegoods (domestic quantity)	[Drop Off Centre-Local Residents Service Only]	84
Mid Week fixtures	[Trials – Monthly]	31
Mini/Modified Marking	[Line Marking]	32
Minimum Hire Rate – 3 Rings Per Day – Includes Office and PA System	[Dog Show Rings]	26
Minimum Saw Cutting Charge including Site Establishment Fee	[Saw Cutting]	56
Minor Amendment – Spot re-zoning of a single site, matter that does not create a significant precedent or require a major policy review	[LEP Amendments]	44
Miscellaneous Works Not Above	[Road and Drainage Plans]	74
Miscellaneous Works Not Listed Above	[Miscellaneous Works]	75
Missed collection due to non presentation (1100L) per bin	[Waste Services Administration]	85
Missed collection due to non presentation (240L) per bin	[Waste Services Administration]	85
Missed collection due to non presentation (660L) per bin	[Waste Services Administration]	85
Mobile Stage Hire	[Entire Showground Complex – 7a]	23
Modification application under the Act, Section 4.55(1)	[Application for Modification of Development Consent]	71
Monday to Thursday 3pm to 7pm	[Youth Services]	28
Monthly Account – Non-reserved	[Downey Lane Carpark Fairfield]	42
Monthly Account – Unreserved Parking	[Dutton Plaza Car Park Cabramatta]	41
Monthly Account non-reserved	[Nelson Street Carpark Fairfield]	42
Mortuaries, Undertakers	[Regulated Premises, Activities]	80
Motor oil (domestic quantity and less than 20L)	[Drop Off Centre-Local Residents Service Only]	84
Mt Pritchard ECC/Community Centre – Cabramatta West	[Other Community Facilities]	38
Multi 5 Visits Pass – Locals Only	[Water Park]	20
N		
National Disability Insurance Scheme (NDIS) Supports and Services	[National Disability Insurance]	9
Nelson Street – Replacement of lost multi-storey parking Pass	[Nelson Street Carpark Fairfield]	42
New Educator Start-up Fee (Jan - Jun)	[Family Day Care (Calendar Year)]	9
New Educator Start-up Fee (Jul - Dec)	[Family Day Care (Calendar Year)]	9
Night Owl	[Loading Area]	41
Night Owl	[Dutton Plaza Car Park Cabramatta]	41
Night Owl	[Nelson Street Carpark Fairfield]	41
Night Regular Hire - (6pm to 10pm) Per Court, Per Hour	[Tennis Courts – St Johns Park, Avenel and Fairfield (all bookings are on Line)]	33
Night Time – Per Hour/Each Court	[Coaches (Registered with Council)]	33
Night Work Surcharge for restoration works as required	[Restoration Charges]	54
Nominated integrated development threatened species development or class 1 aquaculture development	[Development Advertising Fee]	71
Non-For-Profit/Community	[Endeavour Synthetic Fields 1 and 2]	30
Non-Refundable Lost or Damaged Item Processing Fee	[Lost of Damaged Items]	51
Notification of a public swimming pool or spa	[Public Swimming Pools and Spa]	80
Notification of installation of water cooling and warm water system	[Microbial Control – Regulated]	80
Notification of Skin Penetration Procedures	[Regulated Premises, Activities]	80
O		
Occupation Certificate Fee	[Occupation Certificate]	69
Off-Peak Hire Vic Winton Room (Mon – Fri) 9am to 4pm	[Community Hub Space (up to 60 people) Vic Winton]	47
Office – 1 and 2	[Wetherill Park Services Centre]	38
Office 1 – Large office – Between 20m2 to 35m2	[Bonnyrigg Offices – Exclusive]	37
Office 1 – Large Office – Between 20m2 to 35m2	[Bossley Park Hall]	37
Office 1 – Small Office – Less than 20m2	[Greenfield Park Offices – Exclusive Use]	38
Office 1-30 + Cabramatta Occasional Care	[Cabramatta Community Services centre]	38
Office 10	[Fairfield Community Services Centre]	38
Office 11	[Fairfield Community Services Centre]	38

continued on next page ...

Fee Name	Parent Name	Page
O [continued]		
Office 12	[Fairfield Community Services Centre]	38
Office 2	[Fairfield Community Services Centre]	38
Office 2	[11 Kenyon Street, Fairfield]	39
Office 2 – Large office – Between 20m2 to 35m2	[Bonnyrigg Offices – Exclusive]	37
Office 2 – Large Office – Between 20m2 to 35m2	[Bossley Park Hall]	37
Office 2 – Small Office – Less than 20m2	[Greenfield Park Offices – Exclusive Use]	38
Office 3	[Fairfield Community Services Centre]	38
Office 3	[Wetherill Park Services Centre]	38
Office 3	[11 Kenyon Street, Fairfield]	39
Office 3 – Large Office – Between 20m2 to 35m2	[Bossley Park Hall]	38
Office 3 – Large Office between 20m2 to 35m2	[Greenfield Park Offices – Exclusive Use]	38
Office 3 – Small office less than 20m2	[Bonnyrigg Offices – Exclusive]	37
Office 4	[Fairfield Community Services Centre]	38
Office 4	[Wetherill Park Services Centre]	38
Office 4	[11 Kenyon Street, Fairfield]	39
Office 4 – Large Office between 20m2 to 35m2	[Greenfield Park Offices – Exclusive Use]	38
Office 4 – Small office less than 20m2	[Bonnyrigg Offices – Exclusive]	37
Office 5	[Fairfield Community Services Centre]	38
Office 5	[Wetherill Park Services Centre]	39
Office 6	[Fairfield Community Services Centre]	38
Office 7	[Fairfield Community Services Centre]	38
Office 8	[Fairfield Community Services Centre]	38
Office 9	[Fairfield Community Services Centre]	38
Office/Room/Storage Fee	[Turf Football Fields - Maximum 3 Games Per Hire]	10
On Site Detention	[Road and Drainage Plans]	74
On Site Detention	[Road and Drainage Plans – Half Width Road]	75
On the Seventh and all subsequent days that the library is open – Charge is Levied	[Overdues and Charges]	51
One off workshops, masterclasses or one off events (maximum 30 people per booking)	[Group Workshops (Private Groups)]	50
One on One Coaching	[Studio 2166 Personalised Project Support]	50
Operation Bond	[Entire Showground Complex – 7a]	22
Operation Bond	[Internal Showground Complex]	23
Options Available	[Pool Parties]	14
Organised Events	[Park Events – (to 10pm unless other consent issued)]	32
Other goods or services requested that incur cost to Council	[Filming or Photography Proposal]	7
Other Group Bookings Large – Off Peak (Sept, Oct, Mar and Apr)	[Water Park]	21
Other Group Bookings Medium – Off Peak (Sept, Oct, Mar and Apr)	[Water Park]	21
Other members – Expert Member	[Fairfield Local Planning Panel]	44
Other strategies	[Strategic Land Use Planning]	43
Other than designated collection zones	[Removal of Bulk Rubbish]	84
Outdoor Bus Shelter Advertising Sign	[Roads Act Consents]	40
Outdoor Court Casual/Non-For-Profit/Community	[Endeavour Futsal Court]	30
Outdoor Court Commercial Operators	[Endeavour Futsal Court]	30
Outdoor Dining Application Fee	[Goods on Footpath]	77
Outdoor Dining on Council Owned Footpaths per Table	[Goods on Footpath]	77
Outside City Area	[Inspection for Relocation of Existing Building]	67
Outside Operating Hours	[Function Hire/Sports Hall]	17
Over $10,000,000	[Construction Certificate Only]	65
Over $100,000	[Security Deposit Maintenance of New Roadworks]	76
Over $100,000 – Per Certificate	[Compliance Certificate]	67
Over $500,001	[Construction Certificate Only]	67
Overstay or replacement of lost multi-storey pass	[Loading Area]	41
P		
Pack down and reinstate Mobile Stage	[Entire Showground Complex – 7a]	23
Paper/Cardboard (domestic quantity)	[Drop Off Centre-Local Residents Service Only]	84
Parent Administration Levy (Jan - Jun)	[Family Day Care (Calendar Year)]	9
Parent Administration Levy (Jul - Dec)	[Family Day Care (Calendar Year)]	9
Parent Pass – Seasonal Pass	[Swimming Club Pool Admission Concession Bulk Purchase]	11
Party Room & Futsal Court 1 Package (Min Hire 2 HR)	[Emerson Futsal Court]	30
Party Room Hire - Casual Booking	[Emerson Futsal Court]	30
Paved Access Ways	[Road and Drainage Plans]	74
Paved Access Ways	[Road and Drainage Plans – Half Width Road]	75

continued on next page ...

Fee Name	Parent Name	Page
P [continued]		
Payable on All Works Over $250,000	[Long Service Levy – No GST Pay]	68
Payment for lost/ damaged material (Original cost of item PLUS $12 processing fee)	[Lost of Damaged Items]	51
Peak Hire Vic Winton Room (Mon – Fri) 7am to 9am and 4pm to 9pm (Sat - Sun) 8am to 5pm	[Community Hub Space (up to 60 people) Vic Winton]	47
Pensioner	[Aquaerobics Classes]	12
Pensioners Flat Rate – 9 or 18 Holes	[Green Fees Mid Week]	27
Per Application by Natural Persons	[GIPA]	57
Per Council Agenda	[Council Agenda – Commercial Purposes]	6
Per Day Hire Charge	[Skate Facility Hire for Organisations]	31
Per Hour	[Squash Courts]	18
Per Internal Review	[GIPA]	57
Per Outcome Committee	[Council Agenda – Commercial Purposes]	6
Per Person – Per workshop	[Workshops/Programs]	48
Per Private Session (Per Session is equivalent to 1 hour)	[Workshops/Programs]	48
Per Program – Per Month	[Extracts from Development Application]	73
Per Program – Per Year	[Extracts from Development Application]	73
Per Services Committee	[Council Agenda – Commercial Purposes]	6
Per Set	[Stamping of Additional Plans]	66
Per Student / Per Session – Fairfield LGA	[Schools within Fairfield City]	49
Per Student / Per Session – outside Fairfield LGA	[Schools Outside Fairfield City]	50
Per Student Per Session	[School Sport Activities]	14
Per Traffic Committee	[Council Agenda – Commercial Purposes]	6
Permanent	[Fisher Street Carpark Cabramatta]	42
Permanent Booking	[Group Fitness Room Hire (Prairiewood and Fairfield)]	15
Permanent Booking Group Fitness Room Per Hour	[Group Fitness Program Room]	22
Permanent Premium Parking - Access Pass Licence Agreement	[Dutton Plaza Car Park Cabramatta]	41
Permanent Road Closure	[Road and Lane Closure]	40
Photocopy of Existing Detailed Traffic Count	[General Fees and Charges]	46
Photocopying and Laminating A3	[Printing Services]	7
Photocopying and Laminating A4	[Printing Services]	7
Picnics and Community Days (requiring power/ toilets)	[Park Events – (to 10pm unless other consent issued)]	32
Plus 50c per m2 Over 200m2	[Commercial/Industrial – 200m2 – 2,000m2]	66
Plus 7.5c per m2 Over 2000m2	[Commercial/Industrial – > 2,000m2]	66
Plus Additional Amount if Notice of Application is to be Given	[Fee for an Application under S4.55(2)]	62
Plus an additional amount if Notice of Application is to be given	[Fee for an Application under S4.55(2) or S4.56(1)]	72
PLUS charge per meter length per week	[General Fees and Charges]	46
Plus Notification Fee (If Required) – Development $100,001 – $150,000	[Development Application Only]	63
Plus Notification Fee (If Required) – Development $150,001 – $200,000	[Development Application Only]	64
Plus Notification Fee (If Required) – Development $200,001 – $250,000	[Development Application Only]	64
Plus Notification Fee (If Required) – Development $25,001 – $50,000	[Development Application Only]	63
Plus Notification Fee (If Required) – Development $250,001 – $375,000	[Development Application Only]	64
Plus Notification Fee (If Required) – Development $375,001 – $500,000	[Development Application Only]	65
Plus Notification Fee (If Required) – Development $5,001 – $25,000	[Development Application Only]	62
Plus Notification Fee (If Required) – Development $50,000 – $100,000	[Development Application Only]	63
Plus Notification Fee (If Required) – Development $500,000 – 750,000	[Development Application Only]	65
Plus Notification Fee (If Required) – Development $750,000 – 1,000,000	[Development Application Only]	65
Plus Notification Fee (If Required) – Development Up To $5,000	[Development Application Only]	62
Plus Travel Time	[Inspection for Relocation of Existing Building]	67
Police Recruit Testing	[Prairiewood/Fairfield/Cabravale]	10
Pool Admission	[Prairiewood/Fairfield/Cabravale]	11
Pool Entry – Senior Fairfield City Resident	[Free Pool Admissions]	11
Post Demolition Inspection Fee	[Post Demolition Inspection Fee]	66

continued on next page ...

Fee Name	Parent Name	Page
P [continued]		
Poultry, rabbit, birds, pocket pets (guinea pig, mice, rat, ferret) including boarding, euthanasia and disposal if necessary	[Animal Boarding]	58
Prairiewood Masterplan 2005	[Strategic Land Use Planning]	43
Pram Ramp Fee	[Pram Ramp]	55
Pre-planning proposal advice – Large number of sites, matter that creates a significant precedent or requires a major policy review	[LEP Amendments]	45
Pre-planning proposal advice – minor amendment – Spot rezoning of a single site, matter that does not create a significant precedent or requires a major policy review	[LEP Amendments]	45
Precinct Scaled Amendments and/or proposals that are inconsistent with Strategic Land Use Planning Framework	[LEP Amendments]	44
Preparation of Designs for the Developer	[Road Design Fees]	46
Preschool lunch fee	[Pre-Schools - All Fees are Calendar Year Jan-Dec]	8
Preschool Room (Jan – Jun) Eligibility Loading - Eligible	[Pre-Schools - All Fees are Calendar Year Jan-Dec]	9
Preschool Room (Jan-Jun) Eligibility Loading - Non-Eligible	[Pre-Schools - All Fees are Calendar Year Jan-Dec]	8
Preschool Room (Jul – Dec) Eligibility Loading - Eligible	[Pre-Schools - All Fees are Calendar Year Jan-Dec]	8
Preschool Room (Jul-Dec) Eligibility Loading - Non-Eligible	[Pre-Schools - All Fees are Calendar Year Jan-Dec]	8
Primary	[Children with School Groups]	11
Printing of large and small City maps	[Plan Copying Black and White]	7
Priority weed control undertaken on behalf of Council in execution of a s.133 Notice Biosecurity Act 2015 (s.373)	[Natural Resource Management]	46
Priority weed control undertaken on behalf of Council in the execution of a Biosecurity undertaking. Biosecurity Act 2015 (s.146 &147).	[Natural Resource Management]	47
Private Session – 1 Client to Therapist (30 mins)	[Aquatherapy Class]	15
Professional – Major match (8 Hours) – casual hire per field	[Turf Football Fields - Maximum 3 Games Per Hire]	10
Professional – Match Play (8 Hours) – casual hire per field	[Turf Football Fields - Maximum 3 Games Per Hire]	10
Professional – Match Play (8 Hours) – regular hire per field	[Turf Football Fields - Maximum 3 Games Per Hire]	10
Prohibited Development	[Development Advertising Fee]	71
Prohibition Order Reinspection Fee (per hour)	[Regulated Premises, Activities]	80
Promotional Activities	[Promotions and Marketing]	8
Provision of Professional and Consulting Services in Traffic Road Safety, Engineering, Landscape, Urban and Graphic Design, Project and Contract Management and Survey	[General Fees and Charges]	46
Public Hearing associated with Planning Proposal (if required)	[LEP Amendments]	44
Pull Buggy	[Driving Range]	27
Pump out installation package (installation) + inspection/s + approval to operate 1 year	[Sewage Management Installation]	81
Q		
Quarter Hall – Badminton	[Hall Hire – Badminton, Volleyball, Soccer, Basketball]	17
R		
R2 Sub-base (Concrete Roadbase)	[Crushed Concrete Products]	82
Rate for faxing 20+ pages - price per side (local or interstate)	[Standard Fax Service]	51
Rate Per Hour	[Hire of Club House]	17
Re-Inspection – Charged Separately	[Miscellaneous Works]	75
Reception & Office	[11 Kenyon Street, Fairfield]	39
Reception and Office 1	[Fairfield Community Services Centre]	38
Reception Area and Large General Office	[Wetherill Park Services Centre]	38
Recover costs/expenses associated with a Notice of intention to issue the Order, up to $500	[Compliance Cost Recovery Notice]	68

continued on next page ...

Fee Name	Parent Name	Page
R [continued]		
Recover costs/expenses associated with an Order under the EP&A Act, up to $1,000	[Compliance Cost Recovery Notice]	68
Refund policy for major amendment (will be pro-rata based on work Council has completed to date)	[LEP Amendments]	44
Refundable Bond Deposit	[Community Hub Space (up to 60 people) Vic Winton]	47
Refundable Deposit	[Community Facilities – Refundable Deposit]	33
Refundable Deposit - Remote control Deposit	[Community Facilities – Refundable Deposit]	33
Refundable Deposit – Key Deposit	[Community Facilities – Refundable Deposit]	33
Regular Hire 4 - 8 Hours (Per Suite)	[Consultation Rooms]	22
Regular Hire 4 - 8 Hours (Per Suite)	[Consultation Rooms]	22
Regulated Premises Initial Registration - Administrative Fee	[Regulated Premises, Activities]	79
Reinspection	[New Work – Concrete Vehicular]	54
Reinspection	[Residential]	66
Reinspection	[Commercial/Industrial – < 200m2]	66
Reinspection	[Commercial/Industrial – 200m2 – 2,000m2]	66
Reinspection	[Commercial/Industrial – > 2,000m2]	66
Reinspection of Swimming Pool Safety barrier for issue of Compliance Certificate	[Swimming Pool Act – Statutory]	68
Reinspection to determine compliance with council's initial requirements	[Fire Safety]	67
Reln Can of Worms	[Over the Counter purchases]	84
Reln Compost Aerator	[Over the Counter purchases]	84
Removal of garbage/ recycling bin from Council's footpath after a period of 48 hours from service provision and placement of bins within property	[Waste Services Administration]	85
Rental offices only	[Bonnyrigg Youth Services]	37
Replacement Lost Membership Card	[Membership Card]	51
Replacement of 660L garbage bin (first, second and third bins are free, after that the fees apply)	[Waste Services Administration]	85
Replacement of new garbage or recycling bin (240L) (first, second and third bins are free, after that the fees apply)	[Waste Services Administration]	85
Replacement sun hat or purchase of additional hat	[Children and Family Services]	8
Request and Provision of Double Sided Guide Signs (200mm)	[New Work – Concrete Vehicular]	54
Request for a No Stopping or No Parking Zone	[General Fees and Charges]	46
Request for a Works Zone (non-refundable application fee)	[General Fees and Charges]	46
Request for planning advice and/or a search of Councils files or record system/s	[Investigation of Existing Use Rights]	69
Request for proposed modification and/ or extinguishment on restriction on title of land plus Legal costs associated with request plus cost recovery of any other associated expenses	[Endorsement of Linen Plan or 88B Instrument]	75
Research, inspection and preparation costs	[Preparation of Investigation Report]	78
Residential Development – Inspection Fee for Road Reserve Clearance Certificate: Roads, Footpaths, Kerb and Gutter, Trees – during Building Works for Complying Developments valued >$25,000	[Civil and Built]	52
Residential Development – Road Reserve Clearance Certificate Fee: Roads, Footpaths, Kerb and Gutter, Trees – during Building Works	[Civil and Built]	52
Residential on Site Detention Handbook	[Publication]	77
Review of Determination	[8.2 Review]	62
RFBs wheel in - wheel out service (per bin)	[Waste Services Administration]	85
Road closure of Council Road Administration Fee	[Road and Lane Closure]	40
Road Opening Permit, Covers one Permit per Site or if more than One Lot per Site	[Road Opening Permits]	53
Road opening without a Permit	[Road Opening Permits]	53
Rock & Tramp Combo (Minimum 15 people) session	[Wall and Equipment Hire]	29
Room 3 – Small Office	[Fairfield City Council | City Living | Libraries and Museum | Fairfield City HQ | HQ Offices - Exclusive]	48
RSL Groups	[Carnivals – 50m Pool per Hour]	12
Rural Residential	[Road and Drainage Plans]	74
Rural Residential	[Road and Drainage Plans – Half Width Road]	75
S		
Same Day Service	[Certificates/Section 603]	29

continued on next page ...

S [continued]

Fee Name	Parent Name	Page
Saturday to Sunday 2pm to 6pm	[Youth Services]	28
Saw Cut – 125mm – 175mm	[Saw Cutting]	56
Saw Cut – 25mm – 75mm	[Saw Cutting]	56
Saw Cut – 75mm – 125mm	[Saw Cutting]	56
Saw Cutting – over 175mm	[Saw Cutting]	56
School Carnival Event Including Gala Days	[Endeavour Netball Court]	30
School Cross Country	[Entire Showground Complex – 7a]	22
School Group 3 Hours excluding Wave Rider – Aqua tower, Splash Pool and 10m Slides	[Water Park]	19
School Group 3 Hours includes - Aquatopia 10m & 20m Slides & Wave Rider	[Water Park]	20
School Group 3 Hours includes Wave Rider	[Water Park]	20
School Group 3 Hours including Wave Rider – Choose a mixture of 20m/10m Slides	[Water Park]	20
School Group 4 Hours -Aquatopia includes Wave Rider	[Water Park]	20
School Group 4 Hours excluding Wave Rider – Aqua tower, Splash Pool and 10m Slides	[Water Park]	20
School Group 4 Hours includes - Aquatopia 10m & 20m Slides & Wave Rider	[Water Park]	20
School Group 4 hours including Wave Rider – Choose a mixture of 20m/10m Slides	[Water Park]	20
School Group 5 Hours -Aquatopia includes Wave Rider	[Water Park]	20
School Group 5 Hours excluding Wave Rider – Aqua tower, Splash Pool and 10m Slides	[Water Park]	20
School Group 5 Hours includes - Aquatopia 10m & 20m Slides & Wave Rider	[Water Park]	20
School Group 5 Hours including Wave Rider – Choose a mixture of 20m/10m Slides	[Water Park]	20
School Hire Combo – rock, tramp and one sports court (m 15)	[Wall and Equipment Hire]	28
School Holiday Program	[Fairfield City Museum and Gallery]	49
School Strokes a Survival – 10 Lessons	[School Aquatic Programs]	14
School Student / Senior Flat Rate	[Green Fees Mid Week]	27
School Teachers and Supervisors	[Free Pool Admissions]	11
Schools	[Carnivals – 50m Pool per Hour]	12
Schools/ Community Groups outside Fairfield City	[Group Education Program (Schools / Community Groups)]	50
Schools/ Community Groups within Fairfield City	[Group Education Program (Schools / Community Groups)]	50
Seasonal	[Athletics Track Hire Charges]	31
Seasonal	[Baseball/Softball Hire Charges]	31
Seasonal Hire	[Endeavour Netball Court]	30
Section 10.7(2) and (5) Certificates	[Issue of Section 10.7(2) Certificates (Planning Certificates)]	45
Section 10.7(2) Certificate	[Issue of Section 10.7(2) Certificates (Planning Certificates)]	45
Section 68 Local Government Act 1993	[Solid Fuel Heater Applications]	67
Section 68 Local Government Act 1993	[Activity Application]	70
Section 88G Certificate	[Issue of Section 10.7(2) Certificates (Planning Certificates)]	45
Security Callout Fees and Response	[Other]	40
Security Card Issue / Replacement	[Other]	40
Seniors Membership	[Membership Fees]	16
Set Up Fee	[Entire Showground Complex – 7a]	22
Set Up Fee	[Internal Showground Complex]	23
Set with Ring Binder and Plastic Sleeves	[LEP maps 1:5000]	43
Seventh Day – Charge is Levied	[Overdues and Charges]	51
Sheep / Goats / Pigs/Cows/Mare/Stallion boarding, euthanasia and disposal	[Animal Boarding]	58
Sheep / Goats / Pigs/Cows/Mare/Stallion boarding, euthanasia and disposal per kg	[Animal Boarding]	58
Shelter A	[Water Park]	18
Shelter B	[Water Park]	18
Shelter C, D & E	[Water Park]	18
Show Rings – Per Ring Per Day	[Dog Show Rings]	26
Showground – Various Activities (Per Person) – 1st Person	[School Holiday Activity]	10
Showground – Various Activities (Per Person) – 2nd Person	[School Holiday Activity]	10
Showground – Various Activities (Per Person) – Family (4 People) – Session	[School Holiday Activity]	10
Showground – Various Activities (Per Unit Admission)	[School Holiday Activity]	10

continued on next page ...

S [continued]

Fee Name	Parent Name	Page
Showground Complex – Entire (undercover or field area) one only	[Entire Showground Complex – 7a]	22
Single Enquiry (Verbal Only)	[Extracts from Valuation Books]	29
Single Enquiry (Written)	[Extracts from Valuation Books]	29
Single Entry to Water Park - Children 3 years - 5 years	[Water Park]	19
Single Entry to Water Park – FCC Resident	[Water Park]	19
Single Entry to Water Park – Non Resident	[Water Park]	19
Single Entry Water Park - Residents and Non Residents (March & April)	[Water Park]	19
Single frontage (approx. 30sqm)	[Mowing Service – Residential – Nature Strips]	57
Site Access Fee - Per Day	[Utilities/Telcos Site Access Arrangements]	40
Site Access Fee- Per Day (Urgent within 24 hours – subject to satisfactory documents)	[Utilities/Telcos Site Access Arrangements]	40
Site establishment fee for all restoration works	[Restoration Charges]	54
Site hire for weddings (Saturdays only between operational hours)	[Site Hire for Events (Weddings)]	49
Site History Search	[Preparation of Investigation Report]	78
Six Week Starter Membership	[Membership Fees]	16
Size up to A3	[Copy of Map Information]	43
Skin Penetration Procedure Premises – e.g. tattoos, beauty salon, waxing, nail salon	[Regulated Premises, Activities]	79
Skip Bin – per week	[Other Occupation Permit]	54
Small Bucket of Balls	[Golf Course]	27
Small Collar	[Animal Control (Dangerous Dog)]	59
Small Halls -Hire Charge for Fund Raising Events (Min 5 HR)	[Hire Charge for a Community Group for Fund Raising Events]	33
Small Offices – Less than 20m2	[Other Offices – Exclusive Use]	38
Small policies, standards and guidelines	[Strategic Land Use Planning]	43
Social Hall Hire – 10-hour Period	[Small Community – Facilities Social Hall Hire – Monday to Sunday]	35
Social Hall Hire – 10-hour Period	[Medium Community Facilities – Social Hall Hire – Monday to Sunday]	36
Social Hall Hire – 10-hour Period	[Large Community Facilities – Social Hall Hire – Monday to Sunday]	36
Social Hall Hire Per Hour	[Small Community – Facilities Social Hall Hire – Monday to Sunday]	35
Social Hall Hire Per Hour	[Medium Community Facilities – Social Hall Hire – Monday to Sunday]	35
Social Hall Hire Per Hour	[Large Community Facilities – Social Hall Hire – Monday to Sunday]	36
Software Installation Fee	[Room Hire | Lab.LX Computer Content Creation Room]	50
Special Products Service (Service public request out of ordinary)	[Trade Waste]	83
Special Road Opening Permit, Opening in CBD area, Opening Central Road Pavement and Connection to Council Drainage (Additional to Road opening permit)	[Road Opening Permits]	53
Spectator Fee – Non-Swimmers	[Prairiewood/Fairfield/Cabravale]	11
Sport Double Court	[3 Hour Session Court Hire]	28
Sport Full Court	[3 Hour Session Court Hire]	28
Sport Half Court	[3 Hour Session Court Hire]	28
Sport Quarter Court (Badminton)	[3 Hour Session Court Hire]	28
Sports Club Group Booking – Off Peak (Sept, Oct, Mar and Apr)	[Water Park]	20
Stage hire	[Bond]	29
Stall Site	[Major Events]	8
Stamped/paved/coloured concrete	[Vehicular Crossings Restoration]	55
Standalone Small Awning (Event Square)	[Entire Showground Complex – 7a]	23
Standard Bucket of Balls	[Driving Range]	27
Standard Stall Site	[Non-Specified period]	26
Standard Stall Site	[Deerbush Relocation Trading Days]	26
Standard Stall Site with Power	[Non-Specified period]	26
Statement of Rates and Charges Levied and If Paid for Each year	[Extracts from Valuation Books]	30
Stencil Concrete – 125mm Thick, F72 Mesh	[Vehicular Crossings Restoration]	55
Stingray Surf Rider – Group of 4 riders for 30 Minutes	[Water Park]	19
Storage cage	[Bond]	29
Storage Cage Hire – Annual Hire Minimum 12 months	[Community Hub Space (up to 60 people) Vic Winton]	47
Storage Cage Hire – Monthly Hire	[Community Hub Space (up to 60 people) Vic Winton]	47
Storage Cage rental (3 months)	[Synthetic Playing Field]	23
Strata – Additional Charge	[Application Fees]	73
Strata – Base Charge	[Application Fees]	73
Strata Certificate (Linen Release)	[Subdivision Certificate (Linen Release)]	73

continued on next page ...

Fee Name	Parent Name	Page
S [continued]		
Strata Certificate (Up to 30 Lots)	[Subdivision Certificate (Linen Release)]	73
Subdivision Certificate Application Fee	[Subdivision Certificate (Linen Release)]	73
Subdivision Certificate Application Fee. Strata	[Subdivision Certificate (Linen Release)]	73
Subdivision Inc. New Road – Additional Charge	[Application Fees]	73
Subdivision Including New Road – Base Charge	[Application Fees]	73
Subdivision where No New Road – Additional Charge	[Application Fees]	73
Subdivision where No New Road – Base Charge	[Application Fees]	73
Submission and registration of certificates received from Private Certifiers	[Submission and Registration of Privately Issued Cert.]	78
Subpoena processing (hourly rate)	[Subpoena]	57
Subsequent release of signs belonging to same offender	[Signs]	60
Sunday (all day)	[Nelson Street Carpark Fairfield]	42
Sunday (all day)	[Downey Lane Carpark Fairfield]	42
Sunday Levy Applies	[Kiosk - Standalone Hire]	26
Sunday Levy Applies	[Ground Floor - Change rooms, rehab, etc]	26
Sunday Levy Applies	[Ticket Box - Standalone Hire]	25
Sunday Levy Applies	[Corporate Rooms 1 - 5]	25
Sunday Levy Applies	[Alan Young Room - Not Exceeding 8 Hours]	25
Sunday Levy Applies	[Red Gum Room – Not Exceeding 8 Hours]	24
Sunday Levy Applies	[Cumberland Room – Not Exceeding 8 Hours]	24
Sunday Levy Applies	[Directors Room – Not Exceeding 8 Hours]	25
Sunday Levy Applies	[Ground Floor – Not Exceeding 8 Hours]	25
Surrender fee for Cat	[Animal Control]	59
Surrender Fee for Dog	[Animal Control]	59
Swimming Clubs – Up to 20 Officials	[Free Pool Admissions]	11
Swimming Pool Compliance Certificate and initial inspection	[Swimming Pool Act – Statutory]	68
Swimming Pool Registration fee to record pool details on Department of Finance, Services & Innovation (DFSI) data base	[Swimming Pool Act – Statutory]	68
Synthetic Wicket	[Field Hire Charges – Seasonal]	31
Synthetic Wicket	[Casual]	31
T		
Technology Room	[Brian Wunsch Centre]	36
The cost of any significant studies required or independent reviews will be funded by the applicant with cost as determined by Group Manager of City Strategic Planning	[LEP Amendments]	44
The hygiene and water quality inspection of public swimming pools and spas	[Public Swimming Pools and Spa]	80
The proposal lodgement fee for low, medium, high impact filming	[Filming or Photography Proposal]	6
The proposal lodgement fee for low, medium, high impact filming for charity/community group/students	[Filming or Photography Proposal]	7
This fee also applies to late payments of invoices, cancellation, late return of key and change in security alarm code	[Community Facilities – Refundable Deposit]	33
This fees covers both the yearly inspection as well as the approval under section 68 of Local Government Act	[Caravan Parks]	80
Threatened Flora and Fauna Species	[Natural Resource Management]	47
Three family members	[Outdoor Ice Skating Rink]	21
Ticketing for Community Events	[Admission Charges]	47
Ticketing for Major Events	[Major Events]	8
Tickets 1,000	[Swimming Club Pool Admission Concession Bulk Purchase]	11
Tickets 250	[Swimming Club Pool Admission Concession Bulk Purchase]	11
Tickets 500	[Swimming Club Pool Admission Concession Bulk Purchase]	11
Topsoil (Raw)	[Recycled Soil Products]	83
Tote Bag	[Library Merchandise]	51
Tower Crane (Per week) with work zone	[Tower Crane Permit]	53
Tower Crane (per week) without work zone	[Tower Crane Permit]	53
Tower Crane Application fee	[Tower Crane Permit]	53
Town Centre footpath colour spray treatment with stencilled border	[Concrete Footpath (Minimum Area 1.44sqm)]	54
Traffic Control in CBD and Busy Roads	[Restoration Charges]	54
Traffic Control Plans	[Engineering Construction Certificate – Application for Approval of Design]	74

continued on next page ...

Fee Name	Parent Name	Page
T [continued]		
Traffic Control Plans	[Engineering Compliance Certificate – Inspection of Road and Drainage Works]	74
Training Seminar (per 1/2 day)	[Food Safety Training]	79
Training seminar (per Full day – at food business premises)	[Food Safety Training]	79
Trampoline 25 Minute Session	[Wall and Equipment Hire]	29
Tree removal – Market Rate	[Tree Management/Preservation]	57
Tree replacement – Large	[Tree Management/Preservation]	57
Tree replacement – Medium	[Tree Management/Preservation]	57
Tree replacement – Minimum Fee	[Tree Management/Preservation]	57
Tree replacement – significant	[Tree Management/Preservation]	57
Tree replacement (Permit)	[Tree Management/Preservation]	57
Tree Work Permit (Pruning/Removal) – Inspection Fee	[Tree Management/Preservation]	57
Tree Work Permit (Pruning/Removal) Inspection Fee – Pensioners	[Tree Management/Preservation]	56
Triple Pack - One-time introductory offer only	[Personal Training]	15
Triple Pack – One-time introductory offer only	[Personal Training]	15
Tumbleweed Can o' Worms (2 feed trays)	[Over the Counter purchases]	84
Turf Field – Gym Access	[Turf Football Fields - Maximum 3 Games Per Hire]	10
Turf Wicket	[Field Hire Charges – Seasonal]	31
Turf Wicket	[Casual]	31
Two Free resident only days per year. A token entry fee of $2 may be charged for these sessions	[Water Park]	18
Two people	[Outdoor Ice Skating Rink]	21
Type A – Per application per site frontage	[Hoarding Fees]	53
Type A – Per metre site frontage – Weekly Fee	[Hoarding Fees]	53
Type B – Per application per site frontage	[Hoarding Fees]	53
Type B – Per metre site frontage – Weekly Fee	[Hoarding Fees]	53
U		
Unauthorised Building Information Certificate Fee	[Unauthorised Building Information Certificate Fee]	67
Undercover Court Casual/Non-For-Profit/Community	[Endeavour Futsal Court]	30
Undercover Court Commercial Operators	[Endeavour Futsal Court]	30
Unsealed Shoulder – Restoration	[Unsealed Shoulder]	54
Up to $100,000	[Security Deposit Maintenance of New Roadworks]	76
Up to $100,000 – Per Certificate	[Compliance Certificate]	67
Up to $25,000	[Construction Certificate Only]	67
Up to $5,000	[Section 4.55 and Section 8.3 Table]	72
Up to 1.8m lintel	[Drainage Kerb Inlet Slab, Pit]	55
Up to 10 Children	[3 Hour Session with Host]	28
Up to 20 Children	[3 Hour Session with Host]	28
Up to 4 hours	[Eric Bedford Room]	21
Up to 4 hours	[Board Room (Room 2)]	21
Up to 4 hours	[Sessional Room (Room 3)]	21
Up to 4 hours	[Group Fitness Program Room]	21
Up to 4 hours	[Computer Training Room]	22
Up to 4 hours	[Courtyard]	22
Urban Area on Site detention Handbook	[Strategic Land Use Planning]	43
Urgency	[Issue of Section 10.7(2) Certificates (Planning Certificates)]	45
Use of car parking spaces by cast and crew vehicles in Council owned car parks (per space per day)	[Filming or Photography Proposal]	7
Use of Councils resources, agents, contractors to cause compliance	[Compliance Cost Notices (POEO Act 1997)]	78
Use of road reserve for underground anchoring for up to 3 months (per week, per site)	[Temporary Shoring Permit]	53
Utility Authorities/Major projects - Road Reserve Clearance Certificate per road segment up to 100 metres. Multiple charges for segments more than 100 metres	[Civil and Built]	53
V		
Vehicles abandoned/left unattended	[Release Fees]	60
Vehicular crossing construction application - Stage 2 - Light Duty (single dwelling/duplex)	[New Work – Concrete Vehicular]	54
Vehicular crossing construction application - Stage 2 - Heavy Duty (industrial)	[New Work – Concrete Vehicular]	54

continued on next page ...

Fee Name	Parent Name	Page
V [continued]		
Vehicular crossing construction application- Stage 2 - Medium Duty (townhouses/apartments)	[New Work – Concrete Vehicular]	54
Vehicular crossing location application - Stage 1	[New Work – Concrete Vehicular]	54
Vertical climb	[Water Park]	21
W		
Wall Equipment Hire plus Facilitator	[Wall and Equipment Hire]	29
Water Park Corporate Event	[Water Park]	19
Water Park Entry Family	[Water Park]	19
Water Park Entry Family Local Residents	[Water Park]	19
Water Park Not-For-Profit Event	[Water Park]	19
Water Park Private Functions (not including Stingray or Wave Pool)	[Water Park]	19
Water Park School Groups and all upgrades (not including Stingray or Wave Pool)	[Water Park]	19
Water Safety Program	[School Aquatic Programs]	14
Water Sampling of Regulated Devices – Only occurs in the event of an out break e.g. Legionnaires Disease	[Microbial Control – Regulated]	80
Wave pool cabanas	[Water Park]	18
Wave pool cabanas	[Water Park]	19
Wave rider cabanas - 9, 10 and 11	[Water Park]	19
Wave rider cabanas - 9, 10 and 11	[Water Park]	19
Wave Rider Parties – 16 Riders (plus 10 spectators) 45 minutes exclusive use of wave rider	[Water Park]	20
Week Day	[Category A - Community Buses - Not for Profit]	39
Week Day	[Category B - Sports Club]	39
Week Day	[Category C - NFP- Schools & Gov Departments]	39
Week Day	[Category D Other]	39
Week Day Evenings	[Category A - Community Buses - Not for Profit]	39
Week Day Evenings	[Category B - Sports Club]	39
Week Day Evenings	[Category C - NFP- Schools & Gov Departments]	39
Week Day Evenings	[Category D Other]	39
Weekday Charge	[Field Hire Charges – Seasonal]	32
Weekday Charge	[Mini Field Charges - Seasonal]	32
Weekdays 10.30am to 4.00pm and Weekends all hours	[Gymnasium or Aerobics]	14
Weekend Charge	[Field Hire Charges – Seasonal]	32
Weekend Charge	[Mini Field Charges - Seasonal]	32
Weekend Day	[Category A - Community Buses - Not for Profit]	39
Weekend Day	[Category B - Sports Club]	39
Weekend Day	[Category C - NFP- Schools & Gov Departments]	39
Weekend Day	[Category D Other]	39
Weekend fixtures	[Trials – Monthly]	31
Westacott Cottage – Canley Vale	[Other Community Facilities]	38
Wetherill Park – Small Meeting Room Hire – Commercial Hire	[Hire of Meeting Rooms]	51
Wetherill Park – Small Meeting Room Hire – Community Hire	[Hire of Meeting Rooms]	50
Wetherill Park Occasional Care	[Leases Child Care Centres]	39
Where Council has not Issued all or the Majority of Compliance Certificates	[Subdivision Certificate (Linen Release)]	73
Where Council has Progressively inspected Subdivision Work and Issued Majority of Compliance Certificates	[Subdivision Certificate (Linen Release)]	73
Where there is a requirement for Council to obtain separate legal advice, this is the minimum fee – plus cost recovery of legal costs and/or other expenses	[Investigation of Existing Use Rights]	69
Whitlam - Medium Meeting Room - Commercial Hire	[Hire of Meeting Rooms]	50
Whitlam – Medium Meeting Room Hire – Community Hire	[Hire of Meeting Rooms]	50
Whitlam – Small Meeting Room Hire – Commercial Hire	[Hire of Meeting Rooms]	50
Whitlam – Small Meeting Room Hire – Community Hire	[Hire of Meeting Rooms]	50
Whole Hall Per Hour	[Hall Hire – Badminton, Volleyball, Soccer, Basketball]	17
Whole Hall Per Hour	[Disabled Sporting Groups]	17
Whole Pool Per Hour	[Other Hirers – 50 Metre Pool Only]	12
Work Cover Inspections	[Fire Safety Inspection Fee]	67

continued on next page ...

Fee Name	Parent Name	Page
W [continued]		
Work Cover Re-Inspection Fee	[Fire Safety Inspection Fee]	67
Works which do not fall in Above List – Per Inspection	[Miscellaneous Works]	75
Y		
Youth Activity Area	[Bonnyrigg Youth Services]	37
Youth Events	[7 Hour Hire]	28
Youth Membership 3 Months	[Membership Fees]	16
Other		
(i) Application for review that relates to a development application not involving the erection of a building, carrying out of a work or the demolition of a work or building	[Section 8.3 Review]	72
(ii) Application for review that relates to a development application involving the erection of a dwelling house with an estimated cost of $100,000 or less	[Section 8.3 Review]	72
(iii) In the case of an application for review for all other development application, fees as set out in Section 4.55 and Section 8.3 table	[Section 8.3 Review]	72
(Plus additional 1% of Value of Development over $500,000)	[Construction Certificate Only]	67
+ 30 Metre	[Kerb, Layback, Gutter, Kerb and Gutter]	55
+ 30 Sq. Metre	[Island]	56
+100 Sq. Metre	[Concrete Footpath (Minimum Area 1.44sqm)]	54
+100 Sq. Metre	[Road Restoration – Asphalt]	56
$1,000,001 – $2,000,000	[Construction Certificate Only]	65
$100,001 – $500,000	[Construction Certificate Only]	67
$2,000,001 – $5,000,000	[Construction Certificate Only]	65
$25,001 – $100,000	[Construction Certificate Only]	67
$5,000,001 – $7,500,000	[Construction Certificate Only]	65
$7,500,001 – $10,000,000	[Construction Certificate Only]	65

PRICING POLICY AND FEES & CHARGES 2026/2027

The Fees & Charges proposed for the 2026/2027 Financial Year are listed in this document.

Each Fee & Charge is listed with a description of the service/product provided and the specific pricing principle appropriate to the fee or charge, together with the basis upon which the fee or charge has been calculated.

A summary of the pricing principle is included at the beginning of the document.

Most fees and charges have remained at existing levels or have increased to recover costs or to reflect relative changes to the consumer price index or inflation. Where applicable, Goods and Services Tax (GST) has been applied.

A 0.75% service fee will be charged on credit card payments, with the exception of payments for memberships, entry fees, and fee for service payments made at the Leisure, Childcare and Sustainability Centres, the Libraries, City Farm and the Showground.

PRICING POLICY

Under the new Local Government Act, Council is required to adopt a pricing policy. The pricing policy explains the rationale behind the fees set for the use of Council services.

The following is a list of pricing principles and pricing basis:-

A.	**Public Good** – Service provides a broad community benefit. Inconceivable or impractical to charge for service on a user basis.	Zero Cost Recovery
B.	**Practical Constraint** – Service is a minor part of the overall operation of the Council, or the potential for revenue collection is so minor as to be outweighed by the costs of collection.	Zero Cost Recovery
C.	**Shared Benefit** – Benefits from provision of the service accrue to the community as whole as well as individual users. (Community Service Obligation).	Partial Cost Recovery
D.	**Stimulus** – A stimulus to the demand for the service is required. In the short term, only part of the cost of the service is to be recovered.	Partial Cost Recovery
E.	**Evasion** – Charging process to recover full cost may result in widespread evasion.	Partial Cost Recovery
F.	**Equity** – The service is targeted to low-income users.	Partial Cost Recovery
G.	**Economic** – Service promotes or encourages local economic activity.	Partial Cost Recovery
H.	**Private Good** – Service benefits particular users, making a contribution to their individual income, welfare or profits, without any broader benefits to the community.	Full Cost Recovery
I.	**Monopoly** – Council has a monopoly over provision of the service and there is no community service or equity obligation.	Full Cost Recovery
J.	**Development** – Fee set will enable Council to develop and maintain a service.	Full Cost Recovery
K.	**Contribution** – Charges levied to compensate community for an increase in demand for services or facilities as a consequence of a development proposal.	Full Cost Recovery
L.	**Regulatory – Non Fixed** – Fee charged to cover costs incurred by legislative requirements where no community service obligation exists.	Full Cost Recovery

PRICING POLICY (continued)

M.	**Regulatory – Fixed** – Fee fixed by legislation	Regulatory
N.	**Market** – Service provided is in conjunction with that provided by another council or agency (private or public) and there is pressure to set a price which will attract adequate usage of the service.	Reference Pricing
O.	**In-House** – Service provided predominantly for Council use not sale to external markets will defray costs.	Reference Pricing
P.	**Entrepreneurial** – The service is a profit making activity and the price paid by users should recover an amount greater than the full cost of providing that service.	Rate of Return Pricing
Q.	**Penalty** – Fee charged is greater than cost of the service so as to act as a dis-incentive.	Rate of return Pricing
R.	**Utility** – Fee charged for possession, occupation or enjoyment of Council Land, Public Land and Air Space by Gas, Electricity, Telecommunications and Water Utilities.	Rate of Return Pricing
S	**Regulatory – Discretionary** – Applicable as per legislation/ Act	Regulatory

Fees and Charges - Appendix W for City Assets	
Appendix Number	**Description of Appendix**
APPENDIX W1	Permit Fees are not Refundable and valid for 12 Months from the date of Issue. If the Opening is not made in time, a New Permit may be necessary. The cost of the New Permit and any New Charges will be based on Fees and Charges in force at the Time.
APPENDIX W2	Permit must be obtained and restoration charges paid prior to any openings being made in any Road or Footpath for Water, Sewer or Stormwater Connection, Disconnection, Repair etc. Failure to do this may incur Additional Charges.
APPENDIX W3	In addition to Road Opening Permit Fee, all openings in Town Centres and Shopping Centres or where the central pavement is to be opened or bored under, will require a Special Permit. Application must be made to the Manager Fairfield City Assets. At least Seven Days notification and signed Authorisation must be shown on the Permit
APPENDIX W4	Covers Permit for Connection to Council's Stormwater Pipes, Culverts Channels, Pits or Watercourses in areas other than those covered by Road Opening Permit.
APPENDIX W5	Where an opening is made without a permit having first being obtained. When an opening is made due to an Emergency, a normal Road Opening Fee will apply if the prescribed fee Is paid within two working days after the opening is made and a reasonable explanation is submitted in writing.
APPENDIX W6	New Construction or restoration of any vehicular crossing, Kerb & Gutter, Layback or Footpath by private parties. Private parties must obtain relevant levels, specifications and approvals from Council before construction, and satisfactory inspection before pouring concrete. Where application is lodged for more than 3 crossings in one location or same street block for construction at the same time, no additional inspections are required for the fourth and subsequent permit.
APPENDIX W7	**GENERAL CONDITIONS RESTORATIONS**
APPENDIX W7.1	Council's restoration charges are to restore the surface courses only, and any work other than this will be carried out and charged at the actual cost. To be satisfactory, all compaction and back-filling shall be carried out under Council's supervision and accordance with Street Opening Conference Agreement for Public Service Authorities and Council's Current Road opening Code for pre-qualified private parties/ contractors.
APPENDIX W7.2	Where the opening is saw-cut, the area of restoration shall be taken as the actual area of the opening, except that openings in concrete surfaces within 600 mm of a joint or slab edge will be measured to the relevant joint &/or slab edge. Where the opening is not saw cut, a satisfactory allowance in the area of restoration is to be made for saw cutting the edges of the opening to an appropriate shape for restoration. A minimum area of 1m2 per location applies. Variation i.e. saw cutting, stormwater pipe, tip fee etc may apply.

Fees and Charges - Appendix W for City Assets	
Appendix Number	**Description of Appendix**
APPENDIX W7.3	Although Council reserves the right to restore damage or openings made to Council property, special permission may be granted to prequalified private parties / contractors to do the work. Private parties must obtain Restoration Road Opening Permits with a minimum of two inspections for each location. Pre-paid restoration charges or damage deposit would then be refunded upon satisfactory completion of the restoration to Councils specifications. The Manager - Fairfield City Works is responsible to approve private parties / contractors to restore surface openings.
APPENDIX W7.4	All work in Town Centres and Shopping Centres is subject to special conditions by Council and restoration will be quoted by Council for each location.
APPENDIX W7.5	For any project involving large area of restoration, the Public Service Authority or Contractor may negotiate with Council's Works Engineers on restoration charges.
APPENDIX W8	**GENERAL CONDITIONS NEW WORK**
APPENDIX W8.1	Crossings, kerb openings "Laybacks", footpath paving (which is not on Council's program) and construction of kerb at redundant laybacks are to be constructed at the full cost of the applicant and may be constructed by private parties or Council.
APPENDIX W8.2	Council will provide a free quotation where requested, and the quotation will be for the cost of all work, including Permit fees, inspection fees, and alterations to services, pits and other installations.
APPENDIX W8.3	Actual costs of concrete work will be closely monitored to ensure that full costs are met by applicant.
APPENDIX W8.4	Where tennis complexes are leased, the rates set are a minimum, the lessee may set a competitive rate structure on approval from the Manager city Assets
APPENDIX W9	Consent required per sec.138 of roads Act 1993

FairfieldCity
Celebrating diversity

Fairfield City Council's
Draft 2026-2027 Pricing Policy, Fees and Charges
is available for viewing at Council's website:
www.fairfieldcity.nsw.gov.au/draftplan

For more information:
Call us on 9725 0222
Write to us at PO Box 21, Fairfield NSW 1860
Email us at mail@fairfieldcity.nsw.gov.au

Design and Production
Designed and produced by Integrated Planning and Performance (IPP) Unit, Fairfield City Council.

Adopted for exhibition by Fairfield City Council in March 2026

ATTACHMENT C

PROPOSED AMENDMENTS TO THE DRAFT 2026-2027 OPERATING POSITION

CATEGORY	2026-2027 OPERATIONAL PLAN BUDGET
	Amounts shown in $000's
OPERATING INCOME	
Rates and Annual Charges	144,182
User Charges and Fees	22,159
Interest and Investment	9,195
Other Revenue	15,028
Other Income	10,239
Grant and Contribution - Operational	30,918
Net Gain Disposal of Assets	500
Total Operating Income	**232,221**
OPERATING EXPENDITURE	
Employee Benefits	99,276
Material and Contracts	53,589
Other Expenses	31,955
Depreciation	44,836
Debt Servicing – Interest Paid	123
Total Operating Expenditure	**229,779**
Total Operating Surplus / (Deficit)	**2,442**

Page 1 of 1

2025/26-2028/29 DELIVERY PROGRAM (DRAFT 2026-2027 OPERATIONAL PLAN)
Service Statement and General Changes Identified Post-Exhibition

ATTACHMENT D

Page	Section	Description	Responsible Officer
N/A	Staff Review	Minor adjustments to the Draft 2026-2027 Operational Plan to improve the reader's understanding of the plan, including changes to formatting, grammar, service statement and indicator corrections.	Coordinator Integrated Planning and Reporting
N/A	Operational Expenditure	Useful lives for Light Fleet and Heavy Fleet Vehicles have been amended to 7.5 years and 10 years respectively to reflect the benefit of extended warranties and increased vehicle reliability. This was offset by a reduction in the useful lives of some components of Park Infrastructure Assets following a comprehensive revaluation of this asset category as at 30 June 2026. The reduction in useful lives was due to high utilisation of equipment. Asset components within this category will have useful lives ranging from 5 to 120 years, which reflects the diversity of assets in this category. This affects depreciation and expenditure in multiple service statements.	Manager Finance

2025/26-2028/29 DELIVERY PROGRAM (DRAFT 2026-2027 OPERATIONAL PLAN)
Submissions and Proposed Amendments

ATTACHMENT E

Submission #	Submitter Details	Responsible Manager	Summarised Request	Recommendation / Comment
1	Fairfield Liverpool Cricket Association	Manager City Assets	**Re: MPOSR2721 King Park** Request to amend the location and scope from King Park to pitch upgrades for Brenan Park 1 & 2, Prospect View Park, and Emerson Park.	**It is proposed that the project be amended and a new project be introduced.** It is proposed that the scope for project **MPOSR2721 – King Park** be amended, and for a new project to be introduced to renew two cricket pitches at Brenan Park. Upgrades to cricket pitches at Prospect View Park and Emerson Park will be considered as part of a future Operational Plan.
19	Fairfield Liverpool Cricket Association	Manager City Assets	Request to resurface Brenan Park 1 and 2, Smithfield, to meet community needs and safety.	
20	Fairfield Liverpool Cricket Association	Manager City Assets	Request to resurface synthetic cricket pitch at Prospect View Park, Smithfield, to meet community needs and safety.	
21	Fairfield Liverpool Cricket Association	Manager City Assets	Request to resurface synthetic pitches at Brenan Park 1 and 2, Smithfield, to meet community needs and safety.	
2	Resident 1	Manager City Assets	Request to have opening and closing hours for the parking area at Brenan Park, Smithfield, to deter littering.	**Receive and note.** Council has raised a Customer Service Request (CRM-20369/2026) to improve enforcement at this location, including a review of CCTV coverage to better capture instances of illegal dumping and littering. In relation to park access, gates are opened by Council. However, Council relies on hirers to close and secure the gates following their use of the facility. Council will issue reminders to hirers to ensure gates are secured after hours.
3	Resident 1	Manager Design Services	Request to install no stopping signs on the corners of Market Street and Braeside Avenue, Smithfield, to support traffic flow and safety.	**Receive and note.** This matter has been referred to the Traffic and Transport team to assess the signage and traffic conditions at intersection of Market Street and Braeside Avenue, Smithfield. Pending outcome, educational letter and or signage may be proposed to deter illegal parking at intersection.
4	Resident 1	Coordinator Integrated Planning and Reporting	Request to correct the Smithfield Baptist Cemetery on the online map.	**Receive and note.** Council used a third party website for its public exhibition. We will submit feedback on the online map based on your response.
5	Resident 2	Manager City Assets	Request to repair the road surface near 233 Polding Street, Smithfield.	**Receive and note.** Council has already inspected Polding Street and identified the required repair works. We are currently working with the contractor who completed the original works to address the defects identified. The repairs are scheduled for delivery in the first quarter of the 2026–2027 Operational Plan. Council will continue to monitor the road condition in the meantime.

2025/26-2028/29 DELIVERY PROGRAM (DRAFT 2026-2027 OPERATIONAL PLAN)
Submissions and Proposed Amendments

Submission #	Submitter Details	Responsible Manager	Summarised Request	Recommendation / Comment
6	Resident 2	Manager Design Services	Request for linemarking on Polding Street with either two lanes, or one lane with signage from the roundabout on Polding Street to Rawson Road, Fairfield West, to support traffic flow and safety.	Receive and note. This matter has been referred to the Traffic and Transport team to review line marking on Polding Street from the roundabout to Rawson Road, Fairfield West. Pending outcome of this assessment, Council may propose changes to line marking.
7	Resident 3	Manager City Assets	Request to plant more trees along 108 McBurney Road, Cabramatta, to support cooler streets.	Receive and note. Council has been successful in securing grant funding for the project **IN261229 – Cooler Streets in Fairfield City** (3-year program). This initiative will deliver street tree planting across 11 priority suburbs, including Cabramatta, to help combat the urban heat island effect and increase tree canopy across the City. McBurney Road will be considered as part of this program, subject to low existing tree canopy coverage and site suitability for planting.
8	Resident 4	Manager Design Services	Request to install a roundabout at the intersection of Cardwell Street and Sackville Street, Canley Vale, to support traffic flow and safety.	Receive and note. This matter has been referred to the Traffic and Transport team to assess the traffic conditions at the intersection of Cardwell Street and Sackville Street, Canley Vale. Pending outcomes of this assessment, Council may propose a project as part of its future Local Area Traffic Management major program.
9	Resident 5	Manager City Assets	Request to install steel fencing around the fields at St John's Park Oval, St Johns Park, to support safety and protect from vandalism.	Receive and note. Council acknowledges your suggestion regarding fencing and will consider this feedback as part of any future upgrades at this location. Where illegal activities are observed, residents are encouraged to report these matters directly to NSW Police to enable appropriate enforcement action.
10	Resident 6	Manager City Assets	Request to install a new netball court at Cabravale Park, Cabramatta.	Receive and note. Council has not identified any additional elements for Cabravale Park within the current Delivery Program. However, your suggestion to install a netball court has been noted and may be considered as part of a future Delivery Program, subject to community demand, site suitability, and competing priorities across the City.
11	Resident 7	Manager Design Services	Request to install no stopping signs on the corners of Market Street and Braeside Avenue, Smithfield, to support traffic flow and safety.	Receive and note. This matter has been referred to the Traffic and Transport team to assess the signage and traffic conditions at intersection of Market Street and Braeside Avenue, Smithfield. Pending outcome, educational letter and or signage may be proposed to deter illegal parking at intersection.
12	Resident 7	Manager Property Strategy and Services	Request to convert open space at Kilkenny Avenue, Smithfield, into housing or a community based purpose.	Receive and note. The subject land is owned by the State government and not Council. Any change in use will be a decision for the landowner.
13	Resident 8	Manager Design Services	Request to install a traffic calming device along Market Street, Smithfield, to support traffic flow and safety.	Receive and note. This matter has been referred to the Traffic and Transport team to assess the traffic conditions along Market Street, Smithfield. Pending outcome of this assessment, Council may propose a project as part of its future Local Area Traffic Management major program.

2025/26-2028/29 DELIVERY PROGRAM (DRAFT 2026-2027 OPERATIONAL PLAN)
Submissions and Proposed Amendments

Submission #	Submitter Details	Responsible Manager	Summarised Request	Recommendation / Comment
14	Resident 9	Manager Design Services	Request to install more signage for cyclists to use the shared road and to stop cyclists from using the pedestrian footpath along Broomfield Street, Cabramatta, in order to improve pedestrian safety.	**Receive and note.** This matter has been referred to the Traffic and Transport team to investigate compliance along Broomfield Street. This includes a review of signage and line marking to ensure the shared path and on street section of the cycleway is clear to cyclists and pedestrians.
15	Resident 10	Manager City Assets	Request to add new footpath along National Street, Cabramatta.	**Receive and note.** Council notes that both National Street and Junction Street, Cabramatta currently have footpaths provided on one side of the street. Council's Asset Management Strategy aims to ensure that at least one footpath is available along each street across the City. As this provision has already been met, the request for an additional footpath is not supported at this time.
16	Resident 10	Manager Waste and Cleansing Operations	Request for power wash cleaning along Railway Parade, Cabramatta.	**Receive and note.** Council has raised a Customer Service Request (CRM 16789/2026). Council staff will assess the level of waste and cleansing service and undertake appropriate action, taking your request into account while making that decision.
17	Resident 10	Manager Waste and Cleansing Operations	Request for power wash cleaning along Freedom Plaza, Cabramatta.	**Receive and note.** Council has raised a Customer Service Request (CRM 16790/2026). Council staff will assess the level of waste and cleansing service and undertake appropriate action, taking your request into account while making that decision.
18	Resident 11	Manager Design Services	Request for speed humps at Fairfield Showground to be painted as pedestrian crossings to support traffic flow and road safety, as part of MPCPR2704 (Fairfield Showground Markets Awning Car Park in front of Function Centre - Stage 2).	**Receive and note.** Council has included multi-year project (**SP913 - Fairfield Showground - Community and Event Centre - Construction** in the 2026-2027 Operational Plan. The project includes consideration of converting the two raised thresholds to pedestrian crossings.
22	Resident 12	Manager City Assets	Request to upgrade playground and install fitness equipment at Bancroft Road Reserve for use by the community.	**Receive and note.** The playground at Bancroft Road Reserve is currently in good condition and continues to provide appropriate facilities for a local park. Under Council's park hierarchy, Bancroft Road Reserve is intended to cater to the immediate surrounding community with smaller-scale amenities. Council has also planned upgrades to playground equipment at nearby Stockdale Park in the 2026/27 financial year, which will provide enhanced play opportunities within the local area. The request for fitness equipment at Bancroft Road Reserve is noted and may be considered as part of a future Delivery Program, subject to community demand and site suitability.
23	Resident 12	Manager City Assets	Request for renewal of road, kerb and gutter near Unsworth Street and Ilford Place, Abbotsbury.	**Receive and note.** Council has inspected Unsworth Street and identified three segments with varying conditions, ranging from minor to fair. The road renewal program is prioritised based on condition assessments across the network. This location will be considered as part of the next delivery program. Council will continue to monitor and maintain the road in the interim.
25	Resident 12	Manager City Assets	Request for renewal of road, kerb and gutter near Unsworth Street and Ilford Place, Abbotsbury.	

2025/26-2028/29 DELIVERY PROGRAM (DRAFT 2026-2027 OPERATIONAL PLAN)
Submissions and Proposed Amendments

Submission #	Submitter Details	Responsible Manager	Summarised Request	Recommendation / Comment
24	Resident 12	Manager City Assets	Request to install a bus shelter at the Bancroft Road Reserve, Bancroft Road bus stop, Abbotsbury.	Receive and note. Council prioritises bus shelter installations based on criteria such as passenger demand, usage levels at the bus stop, safety considerations, and available funding. Bancroft Road Reserve, Abbotsbury has not been identified for a bus shelter installation within the current 2025/26–2028/29 Delivery Program. However, it may be considered for inclusion in a future Delivery Program, subject to assessment against these criteria and competing priorities across the network.
26	Resident 13	Manager City Assets	Request to upgrade playground at Lisbon Park, Fairfield East, for use by the community.	Receive and note. Council has scheduled in removal of graffiti from Lisbon Park. Council has included an upgrade for Lisbon Park in the Draft 2026–2027 Operational Plan (Project **MPOSR2706 – Lisbon Park**). The project includes upgrades to playground equipment, replacement of rubber softfall, and renewal of steel and timber bollards. These works are intended to improve the safety, functionality, and overall amenity of the park for community use.
27	Resident 14	Manager City Assets	**RE: MPRR2747 Abbotsbury Drive** Request to replace reflectors opposite Calmsley Place, Horsley Park.	Receive and note. Council has undertaken an inspection of the reflectors on Abbotsbury Drive opposite Calmsley Place, Horsley Park. This will be addressed through a Customer Request (CRM-20373/2026) as part of routine maintenance.
28	Resident 15	Manager Design Services	**RE: MPRRP2746 Hornet Street** Request to install traffic calming devices along Hornet Street, Greenfield Park, for traffic flow and road safety.	Receive and note. This matter has been referred to the Traffic and Transport team to assess the traffic conditions along Hornet Street, Greenfield Park. Pending outcome of this assessment, Council may propose a project as part of its future Local Area Traffic Management major program.
29	Resident 16	Manager City Assets	Request to upgrade the playground at Allambie Park, Bossley Park.	Receive and note. Council has included an upgrade to Allambie Park, Bossley Park, within the Draft 2026–2027 Operational Plan (Project **IN271082-3 – Embellishment of Parks and Open Space – Allambie Park**). The project proposes the delivery of new park infrastructure, including a half basketball court, aimed at enhancing recreational opportunities and promoting active and healthy lifestyles within the local community.
30	Resident 17	Manager City Assets	Request to upgrade the playground at Day Park, Lansvale.	Receive and note. Council has scheduled for consideration an upgrade to Day Park, Lansvale in Year 4 (2028/29) of the 2025/26–2028/29 Delivery Program. This prioritisation is based on Council's asset management framework, which considers asset condition, inspection outcomes, and remaining useful life. In the interim, Council will continue to maintain the park and ensure all equipment remains safe and fit for use.

2025/26-2028/29 DELIVERY PROGRAM (DRAFT 2026-2027 OPERATIONAL PLAN)
Submissions and Proposed Amendments

Submission #	Submitter Details	Responsible Manager	Summarised Request	Recommendation / Comment
31	Resident 18	Manager City Assets	Request to add new footpath along Canley Vale Road (towards Humphries Road), St Johns Park.	**Receive and note.** Council notes that both Canley Vale Road and Humphries Road, St Johns Park currently have footpaths provided on one side of the street. Council's Asset Management Strategy aims to ensure that at least one footpath is available along each street across the City. As this provision has already been met, the request for an additional footpath is not supported at this time. However, Council may consider it in a future Delivery Program.
32	Resident 18	Manager City Assets	Request to install children's playground at Chisholm Park, Canley Heights.	**Receive and note.** Council has already included a project to upgrade the playground at Chisholm Park, Canley Heights in the current 2025–2026 Operational Plan (Project **MPOSR2610 – Chisholm Park**). The project is currently experiencing delays due to extended lead times associated with the procurement and delivery of playground equipment. It is anticipated that the upgrade will be completed in the first half of the next financial year.
33	Resident 19	Manager Design Services	Request to install keep clear signs on the corners of Raphael Street and Smithfield Road, Greenfield Park, to support traffic flow and safety.	**Receive and note.** This matter has been referred to the Traffic and Transport team to investigate what changes at the intersection may be relevant, including whether keep clear line marking criteria is met as per relevant guidelines and standards.
34	Resident 19	Manager Libraries and Museum	Request to relocate Bonnyrigg Library to the Bonnyrigg Community Centre to increase capacity for residents.	**Receive and note.** Council has included a project for the development of a design for Bonnyrigg Library within the draft 2026–2027 Operational Plan (Project IN271223 – Bonnyrigg Library - Design). The project proposes the development of a design for the internal fit-out of Bonnyrigg Library as part of renewal requirements by Bonnyrigg Plaza. Council currently delivers a wide range of programs and events across its Fairfield City Open Libraries network. Requests for additional services and upgrades, including the relocation of Bonnyrigg Library, will be investigated and assessed as part of future service and development planning. Council will also explore opportunities to apply for grant funding to further enhance library facilities and services, including those at Bonnyrigg.
35	Resident 19	Manager Fairfield and Parks Place	Request to advocate to owners of Bonnyrigg Plaza to build an accessible, multi-storey parking lot, to meet the needs of people with a disability.	**Receive and note.** Council will continue to advocate for improved retail infrastructure, including a multi-storey car park, to better meet the needs of the community. However, as the land is privately owned, responsibility for such development ultimately rests with the Plaza ownership group.
36	Resident 19	Manager Strategic Land Use Planning	Request to rezone properties to R4 High Density Residential in Bonnyrigg Town Centre to accommodate a higher population and commercial activity.	**Receive and note.** There are planning controls in place that permit mixed use development in most of the Bonnyrigg town centre. In recent years, Bonnyrigg has seen significant new apartment developments. The take up of the remaining already zoned land is largely dependent upon on the commercial decisions of private developers and its viability.

2025/26-2028/29 DELIVERY PROGRAM (DRAFT 2026-2027 OPERATIONAL PLAN)
Submissions and Proposed Amendments

Submission #	Submitter Details	Responsible Manager	Summarised Request	Recommendation / Comment
37	Resident 19	Manager City Assets	Request to resurface concrete at 647 Smithfield Road, Greenfield Park, to accommodate people with a disability.	**Receive and note.** Council has undertaken an inspection of the footpath in front of 647 Smithfield Road and identified a failed pavement unit (cracked tile) requiring localised replacement. This defect will be addressed through a Customer Request (CRM-20374/2026) as part of routine maintenance. The remaining footpath is in fair condition and will be reviewed for inclusion in a future works program.
38	Resident 19	Manager City Assets	Request to install new bus shelter at Smithfield Road after Edensor Road, Greenfield Park.	**Receive and note.** Council delivers one new bus shelter per year through the Operational Plan, with locations prioritised based on utilisation, demand, safety, and surrounding infrastructure. This location will be reviewed and monitored and may be considered for inclusion in a future Delivery Program subject to prioritisation across the City.
39	Resident 19	Manager City Assets	Request to install new bus shelter at Smithfield Road at Raphael Street, Greenfield Park.	**Receive and note.** Council delivers one new bus shelter per year through the Operational Plan, with locations prioritised based on utilisation, demand, safety, and surrounding infrastructure. This location will be reviewed and monitored and may be considered for inclusion in a future Delivery Program subject to prioritisation across the City.
40	Resident 19	Manager Design Services	Request to construct a bridge or pedestrian crossing across Smithfield Road, Greenfield Park, in front of St Johns Park High School, to support pedestrian safety.	**Receive and note.** This matter has been referred to the Traffic and Transport team to review. There is an existing signalised pedestrian crossing located within 120m on Smithfield Road at Mimosa Road. A marked pedestrian crossing on a four-lane road is not considered safe. A pedestrian bridge is not considered an appropriate solution at the location. Assessment of an education approach for the school students to use the signalised crossing at Mimosa Road to be investigated.
41	Resident 19	Manager City Assets	Request to install lighting and renewed park infrastructure at Apex Park, Greenfield Park, leading to the Liverpool-Parramatta T-way.	**Receive and note.** Lighting infrastructure is already in place along the pathway leading to the Liverpool–Parramatta T-way. A CRM (20381/2026) has been raised to undertake tree trimming to improve light coverage and enhance visibility and safety along the path. In relation to the request for additional open space embellishments, Council's Open Space Strategy does not support further works at this location, as Ironside Park is within approximately 300 metres walking distance, with a further five parks provided within a 1 kilometre radius, meeting local open space provision requirements.
42	Resident 19	Manager City Assets	Request to renew area between Buranda Crescent and Brunswick Crescent, St Johns Park, with open space embellishments.	
43	Resident 19	Manager City Assets	Request to install open space embellishments along Canley Vale Road, between Smithfield Road and Brisbane Road, St Johns Park, such as tennis courts and walking tracks.	**Receive and note.** The land along Canley Vale Road, between Smithfield Road and Brisbane Road, St Johns Park is not owned or managed by Council and falls under the jurisdiction of Transport for NSW. Council is unable to deliver open space embellishments at this location.

2025/26-2028/29 DELIVERY PROGRAM (DRAFT 2026-2027 OPERATIONAL PLAN)
Submissions and Proposed Amendments

Submission #	Submitter Details	Responsible Manager	Summarised Request	Recommendation / Comment
44	Resident 19	Manager City Assets	Request to renew Natchez Park, Greenfield Park, including lighting.	**Receive and note.** Council will be considering Natchez Park in a future renewal program, and it is currently scheduled in the Year 3 (2027/28) of the 2025/26–2028/29 Delivery Program, aligned with the expected end-of-life of existing assets. Natchez Park is classified as a local park. In accordance with Council policy, local parks are not provided with lighting, as they are intended for use during daylight hours and are "put to bed" after dark for safety and passive surveillance reasons. Council will continue to monitor the condition of park infrastructure and prioritise renewal works in line with asset lifecycle and risk.
45	Resident 19	Manager City Assets	Request to install a new bus shelter on Edensor Road after Newleaf Parade, Bonnyrigg.	**Receive and note.** Council delivers one new bus shelter per year through the Operational Plan, with locations prioritised based on utilisation, demand, safety, and surrounding infrastructure. This location will be reviewed and monitored and may be considered for inclusion in a future Delivery Program subject to prioritisation across the City.
46	Resident 19	Manager City Assets	Request to install additional gym equipment and open space embellishments at St Johns Park.	**Receive and note.** Council will be considering St Johns Park for renewal and upgrade works in the Year 4 (2028/29) of the 2025/26–2028/29 Delivery Program. This has been prioritised in line with Council's asset management framework, which considers asset condition, inspection outcomes, and remaining useful life. Council will continue to engage key stakeholders to identify community needs and expectations as part of this process.
47	Resident 19	Manager City Assets	Request to renew the St Johns Park Bowling Club bus stop on Edensor Road, St Johns Park.	**Receive and note.** Council will consider the renewal of two bus shelters along Edensor Road, St Johns Park as part of the Year 3 (2027/28) of the 2025/26–2028/29 Delivery Program. This has been prioritised in line with Council's asset management framework, which considers asset condition, inspection outcomes, and remaining useful life.
48	Resident 19	Manager City Assets	Request to renew the Edensor Road bus stop opposite St Johns Park Bowling Club, St Johns Park.	
49	Resident 19	Manager City Assets	Request to install lighting along the Clear Paddock Creek Shared Path, between Edensor Road and Brisbane Road, St Johns Park.	**Receive and note.** Council does not install lighting along creek shared paths due to the flood-prone nature of these corridors and associated environmental constraints. These shared paths are primarily intended for daytime use. The installation of lighting in these areas can also result in light spill impacting adjoining residential properties, and impact ecosystems where vegetation benefits from periods of reduced human activity.
50	Resident 19	Manager City Assets	Request to renew the bus stop on Greenfield Road servicing the 804 bus to Fairfield, Merrylands and Parramatta.	**Receive and note.** Council has already scheduled the renewal of this bus shelter as part of the current 2025–2026 Operational Plan (Project **MPBSR2611 – Bus Shelter Renewal – Opposite Greenfield Park Shopping Village**). Due to contractor delays associated with fuel supply impacts, the project has been rescheduled and is now anticipated for completion in Quarter 1 (July–September) 2026/27.

2025/26-2028/29 DELIVERY PROGRAM (DRAFT 2026-2027 OPERATIONAL PLAN)
Submissions and Proposed Amendments

Submission #	Submitter Details	Responsible Manager	Summarised Request	Recommendation / Comment
51	Resident 19	Manager Property Strategy and Services	Request to renew Greenfield Park Community Centre into a library or arts centre.	**Receive and note.** The Greenfield Park Community Centre is heavily utilised by the community and Not-for-Profit organisations and required for that purpose.
52	Resident 19	Manager Design Services	Request to construct a multi-storey car park at Fairfield Showground, Prairiewood.	**Receive and note.** Council has included a multi-year project for the design of a Community Entertainment Centre Multi-storey Car Park at Fairfield Showground, Prairiewood, within the 2025-2026 Operational Plan (Project **SP1230 – Community Entertainment Centre Multi-storey Car Park - Design**). The project will include the development of a design for a multi-storey car park to meet the growing needs of the community.
53	Resident 19	Manager Strategic Land Use Planning	Request for Council to advocate for the renewal of Prairiewood High School, as well as a new primary school.	**Receive and note.** Council will continue to advocate for the renewal and creation of new schools within Fairfield City. However, the responsibility of renewing and creating new schools is shared between multiple agencies under the NSW Government.
54	Resident 19	Manager Strategic Land Use Planning	Request for social housing to be built next to Prairiewood High School.	**Receive and note.** The State Government owns significant social housing and land within the Prairiewood town centre including an estate adjacent to the school. Council has adopted an LGA-wide Housing Strategy that identifies areas for advocacy, including advocacy to the Australian Government and NSW Government to invest in the growth and supply of social and affordable housing.
55	White City SC	Manager City Assets	**RE: MPOSR2703 Chisholm Park** Support for the renewal of floodlighting at Chisholm Park, Canley Heights.	**Receive and note.** Thank you for your feedback and support for this open space renewal project at Chisholm Park, Canley Heights.
56	White City SC	Manager City Assets	Request for the renewal of floodlighting at Chisholm Park, Canley Heights.	**Receive and note.** As part of the Draft 2026-2027 Operational Plan, Council has already allocated funding to upgrade lighting within Chisholm Park. Council acknowledges the club's request to upgrade the floodlighting at Chisholm Park (Fields 2 and 3). This may be considered as part of a future Delivery Program, subject to further site investigations. The site currently presents a number of constraints, including flooding risks, which need to be assessed prior to any upgrades.
57	Resident 20	Manager City Assets	Request to renew kerb and gutter near 30 Mimosa Road, Bossley Park.	**Receive and note.** Council have inspected the kerb and gutter near 30 Mimosa Road, Bossley Park, and identified twisting of the kerb, likely due to erosion from water ingress. The location will be included in next year's works program, with the issue to be managed and tracked through a Customer Request (CRM-20375/2026).

2025/26-2028/29 DELIVERY PROGRAM (DRAFT 2026-2027 OPERATIONAL PLAN)
Submissions and Proposed Amendments

Submission #	Submitter Details	Responsible Manager	Summarised Request	Recommendation / Comment
58	Resident 21	Manager Showground, Leisure Centres and Golf Course	Request to: 1. Introduce clear, low cost per student entry fee for school groups. 2. Avoid bundling entry with facility hire where no program is required. 3. Prioritise equitable access to aquatic facilities for local students.	**Received and note.** Fees and charges for Leisure Centres are already heavily subsidised for priority community groups, including schools, students, and seniors. These subsidies are designed to ensure equitable access while balancing the increasing costs of operating and maintaining safe, compliant facilities. Current measures to support affordability and access include: • Significantly discounted entry rates for school groups, which are below cost recovery and reflect Council's commitment to student access. • Concession pricing for students, seniors, and eligible concession card holders across all aquatic and leisure facilities. • Free pool entry on specified days for seniors, supporting active ageing and social inclusion. • Free aquatic entry for local residents receiving the Disability Support Pension (DSP), recognising the additional barriers faced by people with disability. • Continued access for schools to use pools during school hours, including circumstances where no formal instruction or programmed activity is required. Council recognises that schools are important community users and not commercial hirers, and pricing structures are developed with this distinction in mind. Where possible, Council seeks to keep school-led aquatic visits simple, affordable, and accessible while also meeting safety, supervision, and operational requirements. Modest adjustments to fees help ensure the long-term sustainability of Leisure Centres and aquatic facilities, allowing Council to continue providing safe, well-maintained, and accessible services without placing an unsustainable burden on the broader ratepayer base. This feedback will be considered as part of Council's final review of Fees and Charges.
59	Resident 22	Manager City Assets	**RE: MPOSR2727** Request to upgrade the athletics track to synthetic at Rosford Park to support health and wellbeing activities of young people in Fairfield City.	**Receive and note.** Council appreciates your suggestion to upgrade the athletics track at Rosford Park. We are currently preparing a masterplan for Rosford Park (Project **MPOSR2727 – Rosford Park**) to look at how the space can best support a wide range of sports and community activities now and into the future. The outcomes of this masterplan will help guide future improvements at the park, including upgrades to the athletics track. This will ensure any works reflect how the community uses the space and meet the needs of local schools, clubs, and residents.

2025/26-2028/29 DELIVERY PROGRAM (DRAFT 2026-2027 OPERATIONAL PLAN)
Submissions and Proposed Amendments

Submission #	Submitter Details	Responsible Manager	Summarised Request	Recommendation / Comment
60	Resident 23	Manager City Assets	Request for an update on the closure of Villawood Family Park, and for temporary fencing to be reinforced.	**Receive and note.** Council notes that Villawood Family Park is owned by the Department of Housing. The site has been closed due to safety concerns and is not currently suitable for public use. Council will assist in reinstating the fencing to help prevent public access and ensure community safety. A Customer Service Request (CRM-20377/2026) to address the fencing that has fallen has been raised.
61	Resident 23	Manager Community Regulatory Services	Request for additional parking compliance officers to patrol Villawood Place, Villawood, to combat illegally parked cars at bus stops and taxi ranks	**Receive and note.** Council staff will assess this area and undertake appropriate action.
62	Resident 24	Manager Design Services	Request to install a pedestrian island near the bridge near 378 Canley Vale Road, Canley Heights.	**Receive and note.** This matter has been referred to the Traffic and Transport team to review. The installation of a cycle refuge island near this location will be investigated. This may lead to a proposal in a future Pedestrian and Mobility Plan proposal.
63	Resident 24	Manager Design Services	Request to install a pedestrian refuge island near the bridge near 55 Avoca Road, Canley Heights.	**Receive and note.** This matter has been referred to the Traffic and Transport team to review. The cycleway crossing point will be reviewed to identify if an alternate crossing point including a refuge island is more suitable. This may lead to a proposal in a future Pedestrian and Mobility Plan proposal.
64	Resident 24	Manager Design Services	Request to construct a new shared pathway link between existing paths between Ace Reserve and Ziwana Reserve, Fairfield.	**Receive and note.** This matter has been referred to the Traffic and Transport team to investigate. Pending outcome of this assessment, Council may incorporate a project in future grant application for active transport funding if feasible.
65	Resident 25	Manager City Assets	Request to extend a new footpath to the pram ramp on the corner of Glenton and Province Street, Abbotsbury due to high foot traffic.	**Receive and note.** Council delivers annually a new footpath construction program aimed at improving connectivity, particularly near key amenities, while ensuring at least one footpath is provided on one side of each street across Fairfield City. Council will be delivering the extension of the footpath to connect to the existing ramped kerb at the corner of Glenton and Province Streets as part of the Draft 2026–2027 Operational Plan.
66	Resident 26	Manager City Assets	**RE: IN271215 Granville Street Park - Design** Request to make this project high priority and complete construction in 2026-2027, or if not, have temporary solutions in place.	**Receive and note.** Council acknowledges the community's concerns regarding the timing and delivery of new open space within the area. Council's Open Space Strategy has identified the need for additional open space in Fairfield, including the delivery of new parks such as the Granville Street Park. Council has already acquired land for this location to establish a new park and is actively progressing planning and design.

2025/26-2028/29 DELIVERY PROGRAM (DRAFT 2026-2027 OPERATIONAL PLAN)
Submissions and Proposed Amendments

Submission #	Submitter Details	Responsible Manager	Summarised Request	Recommendation / Comment
67	Resident 27	Manager City Assets	**RE: MPOSR2721 King Park** Request for the following to be renewed: 1. Timber sleepers on Field 1 (outside change rooms) 2. Sewer connection on Field 1 3. Sprinkler heads (to be removed) 4. Install fencing around fields for safety and protect from vandalism.	**Receive and note.** Council has already scheduled the rectification of the blocked sewer connection in the amenities building as part of the 2025–2026 Operational Plan. In relation to fencing around the fields, the site functions as a flood detention basin, therefore site constraints and environmental factors restrict infrastructure embellishments such as a fence along the open canal line. All other matters have been logged through a Customer Service Request (CRM-20378/2026) and the relevant teams will investigate and address these issues.
68	Resident 28	Manager City Assets	**RE: MPKG2740 Sherritt Place** Request to renew footpath on Corio Road towards Sherritt Place, due to damage from tree roots.	**Receive and note.** Council has raised a Customer Service Request (CRM- 20379/2026) to access the gutter repair and raised footpath.
69	Resident 28	Manager City Assets	**RE: MPRR2757 Sherritt Place** Request to renew centre double linemarking on Corio Road, Prairiewood.	**Receive and note.** Council has raised a Customer Service Request (CRM-20380/2026) to re-mark the double lines on Corio Road near the bends.
70	Resident 28	Manager Design Services	**RE: MPRR2757 Sherritt Place** Request to improve speed limit signage on the bends of Corio Road, Prairiewood, to improve traffic safety.	**Receive and note.** This matter has been referred to the Traffic and Transport team to review. Pending outcome of this assessment, Council may propose changes to signage and line marking.
71	PYT Fairfield	Manager Property Strategy and Services	1. Request to introduce a new hire rate for Fairfield Arts Centre (School of Arts) to include a production hire to accurately reflect resource usage. 2. Request to introduce subsidised hire rates or allocated usage hours for young people to help remove financial barriers.	**Receive and note.** Council has adopted the Occupancy and Use of Community Facilities by Community Organisation Policy. The Policy outlines the fair and equitable way Council manages the licensing of community facilities to community organisations, and community benefit delivered by tenants. The current pricing model reflects the appropriate subsided rate to supports both community users and the long-term financial sustainability of the facility.
72	Resident 29	Manager Libraries and Museum	1. Request to reintroduce half-day and full day pricing for meeting rooms at Fairfield City HQ 2. Request to introduce peak and off-peak rates for the meeting rooms at Fairfield City HQ	**Receive and note.** While feedback has suggested the introduction of a half day meeting room hire rate, an analysis of historical data shows that when this option was previously available it experienced limited uptake. As such, it is not proposed to reintroduce the half day rate at this time. Booking patterns will continue to be monitored to assess any future need. Council has introduced peak and off-peak rates for the Vic Winton Room at Fairfield City HQ. If this is successful, consideration will be given to rolling this pricing model out to other meeting rooms.
73	Resident 19	Manager City Assets	Request to upgrade the bus stop at Smithfield Road after Edensor Road, Greenfield Park.	**Receive and note.** Council delivers one new bus shelter per year through the Operational Plan, with locations prioritised based on utilisation, demand, safety, and surrounding infrastructure. This location will be reviewed and monitored and may be considered for inclusion in a future Delivery Program subject to prioritisation across the City.

2025/26-2028/29 DELIVERY PROGRAM (DRAFT 2026-2027 OPERATIONAL PLAN)
Submissions and Proposed Amendments

Submission #	Submitter Details	Responsible Manager	Summarised Request	Recommendation / Comment
74	Resident 19	Manager City Assets	Request to construct a new footpath via the open space between Smithfield Road and Edensor Road, Greenfield Park.	Receive and note. Council delivers annually a new footpath construction program aimed at improving connectivity, particularly near key amenities, while ensuring at least one footpath is provided on one side of each street across Fairfield City. While the request may be considered as part of a future Delivery Program, this location is not currently prioritised as an existing footpath is already available.
75	Resident 19	Manager City Assets	Request to construct a new park on the corner of Smithfield Road and Edensor Road, Greenfield Park.	Receive and note. Council acknowledges the request for additional open space embellishments at this location. However, Council's Open Space Strategy does not support further works at this site, as it is already well serviced by nearby parks. Bosnjak Park and St Johns Park are both located within approximately 400 metres walking distance, with a further five parks available within a 1 kilometre radius, meeting local open space provision requirements. Also, this site allows for overland water flow in high rainfall events, therefore site constraints and environmental factors restrict infrastructure embellishments.
76	Resident 19	Manager City Assets	Request to upgrade the bus stop at Edensor Road after Smithfield Road, Greenfield Park.	Receive and note. Council will consider the renewal of two bus shelters along Edensor Road, St Johns Park as part of Year 3 (2027/28) of the 2025/26–2028/29 Delivery Program. This has been prioritised in line with Council's asset management framework, which considers asset condition, inspection outcomes, and remaining useful life.
77	Resident 19	Manager City Assets	Request to upgrade the bus stop at Edensor Road before Smithfield Road, Edensor Park.	
78	Resident 30	Manager Property Strategy and Services	Request to acquire the property at 68 Tarlington Parade, Bonnyrigg, to create a Bonnyrigg precinct.	Receive and note. The subject property is not identified or considered as a strategic acquisition proposition for the Bonnyrigg precinct.
79	Resident 19	Manager Property Strategy and Services	Request to create a new Bonnyrigg Childcare Centre at 26-28 Bonnyrigg Avenue, Bonnyrigg.	Receive and note. Council already manages Bonnyrigg Childcare Centre and will continue to focus on strengthening existing services and partnerships.
80	Resident 19	Manager Strategic Land Use Planning	Request for Council to advocate to Housing NSW to renew social housing at 1 Bogong Place, Prairiewood.	Receive and note. Council has adopted an LGA-wide Housing Strategy that identifies areas for advocacy, including advocacy to the Australian Government and NSW Government to invest in the growth and supply of social and affordable housing. Council's Local Strategic Planning Statement identifies Prairiewood as a potential future centre for a metro rail station and associated redevelopment of significant government land holdings. This would create opportunities for additional and renewed social housing provision.
81	Resident 19	Manager Social Planning and Community Development	Request for Council to advocate to NSW Government to renew Wetherill Park Police Station and turn it into a 24/7 site.	Receive and note. Policing is a State Government Responsibility. Council is currently advocating for increased resourcing of the Fairfield Police Area Command, including increasing police numbers and Wetherill Park Police station.

2025/26-2028/29 DELIVERY PROGRAM (DRAFT 2026-2027 OPERATIONAL PLAN)
Submissions and Proposed Amendments

Submission #	Submitter Details	Responsible Manager	Summarised Request	Recommendation / Comment
82	Resident 30	Manager Property Strategy and Services	Request to renew Harris Street, Fairfield, and convert into a church and arts precinct.	**Receive and note.** The Church site is privately owned and conversion of the subject site and Harris Street to an arts precinct is not identified as a strategic priority for the area.
83	Resident 19	Manager Strategic Land Use Planning	Request to renew 8 Kenyon Street, Fairfield, and convert into housing and office spaces.	**Receive and note.** Council does not own the property at 8 Kenyon Street, however the Fairfield City Centre Development Control Plan (DCP) provides development controls and guidelines for any future redevelopment of the subject site. Surrounding properties owned by Council in the vicinity are required and used for their specific purposes.
84	Resident 19	Manager Strategic Land Use Planning	Request for Council to advocate for the renewal of St John's Park High School, as well as a new primary school.	**Receive and note.** Council will continue to advocate for the renewal and creation of new schools within Fairfield City. It is important to note that the responsibility of renewing and creating new schools is shared between multiple agencies under the NSW Government.
85	Resident 19	Manager Strategic Land Use Planning	Request for social housing to be built next to St John's Park High School.	**Receive and note.** Council has adopted an LGA-wide Housing Strategy that identifies areas for advocacy, including advocacy to the Australian Government and NSW Government to invest in the growth and supply of social and affordable housing.
86	Resident 19	Manager Design Services	Request for Council to advocate for upgrades to the Polding Street and Smithfield Road Interchange, Smithfield, to support road safety.	**Receive and note.** This matter has been reviewed by both Council and Transport for NSW (TfNSW). The current configuration is the best outcome given the number of legs, volume of traffic and physical constraints at the site. A referral to TfNSW to review speed limit at intersection has been made.
87	Patrician Brothers' College	Manager Design Services	Request to install a fence along Fairfield Street, Fairfield, and remove the pedestrian refuge island on Fairfield Street, Fairfield, to improve pedestrian safety.	**It is proposed that a new project be introduced.** It is recommended that a new project be introduced, as part of the Pedestrian Access and Mobility Major Program, into the Draft 2026-2027 Operational Plan, for the following: **The Horsley Drive – Pedestrian Fencing at Fairfield Street** *Provide new pedestrian fencing along The Horsley Drive and off ramp.*
88	Cabramatta Chamber of Commerce	Manager Waste and Cleansing Operations	Request to review Cabramatta Town Centre cleaning schedule.	**Receive and note.** Council currently provides seven-day-a-week night-time cleansing services across the LGA, including the Cabramatta Town Centre. These services operate from 10.00pm to 7.00am to manage high pedestrian and business activity. In addition, two staff are rostered on Saturdays and Sundays specifically within Cabramatta to maintain cleanliness and respond to increased weekend demand. Council continues to monitor usage pattens and service effectiveness, with ongoing reviews of the cleaning program to ensure it remains responsive, efficient, and aligned with community needs.
107	Cabramatta Chamber of Commerce	Manager Waste and Cleansing Operations	Request to review Cabramatta Town Centre cleaning schedule.	

2025/26-2028/29 DELIVERY PROGRAM (DRAFT 2026-2027 OPERATIONAL PLAN)
Submissions and Proposed Amendments

Submission #	Submitter Details	Responsible Manager	Summarised Request	Recommendation / Comment
89	Cabramatta Chamber of Commerce	Manager Community Regulatory Services	Request to maintain level of community compliance enforcement with regards to illegal sellers on John Street, Cabramatta.	Receive and note. Council staff will continue to monitor this area, and conduct regular patrols, and undertake appropriate action where necessary.
103	Cabramatta Chamber of Commerce	Manager Community Regulatory Services	Request to maintain level of community compliance enforcement with regards to illegal sellers on John Street, Cabramatta.	
90	Cabramatta Chamber of Commerce	Manager Cabramatta Place	Request to install public drinking stations in Cabramatta Town Centre.	Receive and note. Council will investigate the provision of water bubblers for consideration as a funded project in the next Delivery Program.
106	Cabramatta Chamber of Commerce	Manager Cabramatta Place	Request to install public drinking stations in Cabramatta Town Centre.	
91	Cabramatta Chamber of Commerce	Manager City Assets	Request to renew kerb and gutters along Dutton Lane South, Cabramatta.	Receive and note. Council has inspected Dutton Lane along the Fresh Food Markets and identified sections of kerb requiring renewal. Based on current asset condition assessments, these works have been prioritised and are scheduled for delivery as part of Year 3 (2027/28) of the 2025/26–2028/29 Delivery Program. Council will continue to monitor the area in the interim.
92	Cabramatta Chamber of Commerce	Manager Cabramatta Place	Request to relocate public bins to support visual appearance and pedestrian flow.	Receive and note. This matter relates to private waste bins. Council will investigate and will raise concerns with the business owners.
93	Cabramatta Chamber of Commerce	Manager Cabramatta Place	Request to install low seating around Cabramatta Town Centre.	Receive and note. Council will investigate the provision of seating for consideration as a funded project in the next Delivery Program.
113	Cabramatta Chamber of Commerce	Manager Cabramatta Place	Request to install low seating around Cabramatta Town Centre.	
94	Cabramatta Chamber of Commerce	Manager Social Planning and Community Development	Request for Council to advocate for increased services in Cabramatta Town Centre to address drug use and youth homelessness.	Receive and note. Homelessness is a State Government responsibility. Council continues to advocate to the NSW Government for resources to be provided in Fairfield to address rough sleepers, anti-social behaviour and youth services. The Social Planning and Community Development Team continue to advise Police and Department of Communities and Justice of issues as they arise so they can take action. Council has a number of strategies to encourage collaboration across government and services to support young people and rough sleepers.
95	Cabramatta Chamber of Commerce	Manager Cabramatta Place	Request for pavement upgrades along Belvedere Arcade, Cabramatta, as part of public domain upgrades.	Receive and note. Council will review Belvedere Lane as part of its public domain upgrades / Minor Town Centre Improvements program for consideration as a funded project in the next Delivery Program.
110	Cabramatta Chamber of Commerce	Manager Cabramatta Place	Request for pavement upgrades along Belvedere Arcade, Cabramatta, as part of public domain upgrades.	

2025/26-2028/29 DELIVERY PROGRAM (DRAFT 2026-2027 OPERATIONAL PLAN)
Submissions and Proposed Amendments

Submission #	Submitter Details	Responsible Manager	Summarised Request	Recommendation / Comment
96	Cabramatta Chamber of Commerce	Manager City Assets	Request to upgrade the boundary fence along Cabramatta Road West, Cabramatta.	**Receive and note.** At this time, the existing fence is in good condition and continues to function as intended. As such, a redevelopment is not currently supported. Council will continue to monitor the condition of the asset and may consider future improvements as part of a future Delivery Program.
97	Resident 31	Manager City Assets	Request to install lighting in Northumberland Park, Bonnyrigg Heights.	**Receive and note.** Northumberland Park is classified as a local park. In accordance with Council policy, local parks are not provided with lighting, as they are intended for use during daylight hours and are "put to bed" after dark for safety and passive surveillance reason, and to reduce any negative impact on existing ecosystems where vegetation benefits from periods of reduced human activity.
98	Resident 31	Manager City Assets	Request to renew kerb and gutter along Homestead Road, Bonnyrigg Heights.	**Receive and note.** Council has inspected the location and confirmed that some deterioration is present in the kerb and gutter. Based on current asset condition assessments and prioritisation, the works have been scheduled for delivery in Year 3 (2027/28) of the 2025/26–2028/29 Delivery Program. Council will continue to monitor the condition in the interim.
99	Cabramatta Chamber of Commerce	Manager Cabramatta Place	**Re: IN271190 Cabramatta Town Centre - Pai Lau Gateway - Master Plan** Request to include Cabramatta Chamber of Commerce as part of key stakeholders when developing the Master Plan for Freedom Plaza, Cabramatta.	**Receive and note.** Council is planning the maintenance of the Pai Lau Gateway and will brief the Cabramatta Chamber of Commerce (Project **IN271190 – Cabramatta Town Centre – Pai Lau Gateway**) in the Draft 2026-2027 Operational Plan. Council has no current plan to develop a Master Plan for Freedom Plaza, Cabramatta.
114	Cabramatta Chamber of Commerce	Manager Cabramatta Place		
100	Cabramatta Chamber of Commerce	Manager Cabramatta Place	Request to restore seating near the corner of John Street and Hill Street, Cabramatta.	**Receive and note.** Council will investigate the provision of additional seating for consideration as a funded project in the next Delivery Program.
101	Cabramatta Chamber of Commerce	Manager Cabramatta Place	Request to increase community activation initiatives in Freedom Plaza, Cabramatta.	**Receive and note.** Council is updating its Local Approvals Policy and Busking Policy to enable the community to undertake additional activations in Freedom Plaza.
102	Cabramatta Chamber of Commerce	Manager Cabramatta Place	Request to include wayfinding signage throughout Cabramatta Town Centre.	**Receive and note.** Council will investigate the provision of Visitor Site Maps for consideration as a funded project in the next Delivery Program.
112	Cabramatta Chamber of Commerce	Manager Cabramatta Place	Request to include wayfinding signage throughout Cabramatta Town Centre.	
104	Cabramatta Chamber of Commerce	Manager Finance	Request that proposed increases to fees and charges are minimal in the 2026/27 financial year.	**Receive and note.** Council carefully considered affordability impacts for residents and businesses during the review of the Draft 2026-2027 Pricing Policy, Fees and Charges. Proposed fee increases reflect rising costs, regulatory requirements, and the need to maintain service standards. Council remains committed to balancing affordability with financial sustainability, as reflected in Fairfield City having one of the lowest Council rates in metropolitan Sydney.
127	CuriousWorks	Manager Finance	Request to keep Fairfield City HQ hire rate increases to a minimum.	

2025/26-2028/29 DELIVERY PROGRAM (DRAFT 2026-2027 OPERATIONAL PLAN)
Submissions and Proposed Amendments

Submission #	Submitter Details	Responsible Manager	Summarised Request	Recommendation / Comment
105	Cabramatta Chamber of Commerce	Manager Cabramatta Place	Request to install a public toilet between Dutton Plaza and Cabramatta Train Station.	**Receive and note.** Council will investigate the provision of a public toilet between Dutton Plaza and Cabramatta train Station for consideration as a funded project in the next Delivery Program.
108	Cabramatta Chamber of Commerce	Manager Cabramatta Place	Request to prioritise Cabramatta Town Centre in tree planting and tree canopy programs.	**Receive and note.** Council will investigate the provision of additional trees to increase shade opportunities for consideration as a funded project in the next Delivery Program.
109	Cabramatta Chamber of Commerce	Manager City Assets	Request to prioritise footpath maintenance in Cabramatta Town Centre.	**Receive and note.** Council undertakes regular inspections of footpaths as part of its Asset Management Plans, with works prioritised across the City based on condition, risk, and usage. This ensures a consistent and equitable approach to maintaining accessibility for all users, including older residents, parents with prams, and people using mobility aids. If there are specific locations of concern, the community is encouraged to raise a request through Council's CRM system online or by contacting Customer Service. This allows Council to investigate and respond promptly to identified issues.
111	Cabramatta Chamber of Commerce	Chief Information Officer	Request to review CCTV coverage in Cabramatta Town Centre.	**Receive and note.** Council has a project included in the Draft 2026–2027 Operational Plan to relocate mobile CCTV cameras to identified areas requiring additional surveillance, as approved by the Mayor's Crime Prevention Committee (Project **MPICT2729 – Mayor's Crime Prevention Committee – Mobile CCTV Cameras**). Council prioritises CCTV Camera locations based on variety of criteria including Police Crime Statistics, security risk management and locational cost feasibility.
115	Cabramatta Chamber of Commerce	Manager Cabramatta Place	Support for the current place activation program in Fairfield City.	**Receive and note.** Thank you for your feedback and support for Council's events program in Fairfield City.
116	Resident 32	Manager Libraries and Museum	Request to extend opening hours for Council's libraries and increase the number of educational programs.	**Receive and note.** Fairfield City Council regularly reviews its services to ensure they align with community needs while remaining financially sustainable. Council may consider adjusting library opening hours where there is demonstrated demand based on visitation and usage data. At present, analysis of visits across our library branches indicates there is no requirement to extend standard opening hours. Currently, Fairfield City Council Libraries are open for a total of 245 hours per week across the network. In addition, extended opening hours for study purposes are provided annually from July to November to support students during peak demand periods. Council remains committed to ongoing review of library services and will continue to make adjustments where there is a clear need, balanced with the responsibility to manage resources effectively and sustainably.

2025/26-2028/29 DELIVERY PROGRAM (DRAFT 2026-2027 OPERATIONAL PLAN)
Submissions and Proposed Amendments

Submission #	Submitter Details	Responsible Manager	Summarised Request	Recommendation / Comment
117	Resident 32	Manager Property Strategy and Services	Request for tennis courts to have free or off-peak hours to encourage use by the community and affordability.	**Receive and note.** The current fees adopted by Council is subsided. The fees are considered to be at a level which supports both community users and the long-term financial sustainability of the courts.
118	South Western Sydney Local Health District	Manager Social Planning and Community Development	1) In Goal 2, Strategy 2, include Project "Improve access to healthy food" (page 53).	**Receive and note.** Council is an active member of the Fairfield City Health Partnership and Alliance (FCHPA) with the South Western Sydney Local Health District (LHD) and the South Western Sydney Primary Health Network (PHN). The workplan for this partnership includes the objective to 'Increase access and uptake of healthy eating and active living program in Fairfield City". Specific actions are developed in partnership with the LHD and PHN annually and are contained within the workplan. This partnership is not a project and is ongoing business as usual and contained within Social Planning and Community Development's Service Output 'Health'. Page 53 lists projects which are not ongoing.
119	South Western Sydney Local Health District	Manager Social Planning and Community Development	2) In SSSPCD05, include the following "Support increased health literacy, including immunisation awareness" (page 74).	**Receive and note.** Council is an active member of the Fairfield City Health Partnership and Alliance (FCHPA) with the South Western Sydney Local Health District (LHD) and the South Western Sydney Primary Health Network (PHN). The workplan for this partnership includes the objective to "work with partners to increase uptake of age-appropriate immunisation" and to "Increase opportunities to build health literacy capacity of the community". Specific actions are developed in partnership with the LHD and PHN annually are contained within the workplan. Social Planning and Community Development's Service Output 'Health' includes the Service Activity "Manage the Fairfield City Health Partnership and Alliance and implement the agreed workplan". Therefore, the suggested actions are already contained in the Operational Plan.
120	South Western Sydney Local Health District	Manager City Assets	3) In Projects, Goal 2, Strategy 2, include Project "Review and improve lighting on pedestrian access paths that connect to public transport hubs and town centres" (page 83).	**Receive and note.** Council has implemented lighting improvements along selected pathways through the Safer Cities Program, which was a grant-funded initiative. This program has demonstrated the positive impact that targeted lighting upgrades can have on community safety and usability of public spaces. Council will continue as part of its service delivery to assess lighting standards between public transport hubs and town centres across Fairfield City. Where possible, Council will seek and apply for similar grant opportunities to deliver lighting improvements where appropriate, ensuring alignment with Council's strategic priorities, site conditions, and community needs.
121	South Western Sydney Local Health District	Manager Design Services	4) In Goal 2, Strategy 2, add Project "Scope active transport infrastructure connecting to public transport and amenities" (page 83).	**It is proposed that a new project be introduced.** It is recommended that a new project be introduced, as part of the Pedestrian Access and Mobility Plan Major Program, into the Draft 2026-2027 Operational Plan, for the following: **Active Transport Scoping – Brenan Park** *Scope new active transport proposals to support the upgrade to Brenan Park. Consideration will be given to pedestrian/cyclist connections and/or paths to the park to encourage active transport.*

2025/26-2028/29 DELIVERY PROGRAM (DRAFT 2026-2027 OPERATIONAL PLAN)
Submissions and Proposed Amendments

Submission #	Submitter Details	Responsible Manager	Summarised Request	Recommendation / Comment
122	South Western Sydney Local Health District	Manager Development Planning	5) Under Development Planning Indicators, include indicator measure "# development approvals reviewed using metrics within SWSLHD Position Statement on Healthy Urban Planning and Placemaking" (page 93).	**Receive and note.** This indicator is not currently feasible, as it is not a legislative requirement and would provide limited value-add in terms of monitoring and reporting outcomes. However, Council notes that existing Development Control Plans (DCPs) and relevant State planning policies already incorporate requirements that may align with the principles outlined in the South Western Sydney Local Health District Position Statement on Healthy Urban Planning and Placemaking.
123	South Western Sydney Local Health District	Manager City Assets	6) Under Strategic Asset Management – Civil and Built Indicators, include indicator measure "% of urban areas with 40% tree canopy cover" (page 104).	**Receive and note.** Council has set a target to achieve 15% canopy coverage by 2030, with ongoing programs to support this outcome. Council has also been proactive in securing external funding, including the Cooler Streets program, which will deliver tree planting across 11 priority suburbs to help reduce the urban heat island effect. Council will continue to expand tree planting initiatives and seek grant opportunities that align with its strategic objectives and deliver practical outcomes for the community.
124	CuriousWorks	Manager Property Strategy and Services	Request to reduce the minimum five-hour hire requirement for community facilities to one / three hours.	**Receive and note.** The minimum 5-hours requirement applies to social and casual hire and is necessary for operational purposes. Shorter hire periods are available to regular hirers which includes community groups and organisations.
125	CuriousWorks	Manager Property Strategy and Services	Request that small, unincorporated groups be classified under community hire rates for community facilities hire.	**Receive and note.** While Council recognises the important role that small, unincorporated groups can play, these groups do not have the same legal status, governance structure, accountability arrangements as an incorporated not-for-profit or community organisation. The community rate should be reserved for organisations that can demonstrate that they are a formal not-for-profit or community organisation.
126	CuriousWorks	Manager Property Strategy and Services	Request for subsidised long-term leases for underutilised spaces within Fairfield City for community activation.	**Receive and note.** Council's facilities are already highly utilised and provides heavily subsidised community licences and hire arrangements across a range of its assets to support local organisations and community access.
128	Cabramatta Chamber of Commerce	Manager Cabramatta Place	Request to review public lighting in Cabramatta Town Centre.	**Receive and note.** Council will investigate the provision of lighting in public spaces to support both day and night trading for consideration as a funded project in the next Delivery Program.
Note: No submissions were received for the: • *Draft 2026/27-2035/36 Long-Term Financial Plan* • *Draft 2025/26-2028/29 Delivery Program Amendments*				

DRAFT 2026-2027 PRICING POLICY, FEES AND CHARGES
Proposed Changes Identified – Post-Exhibition

ATTACHMENT F

Changes to Description

DIVISION	DESCRIPTION SHOWN AS	COST SHOWN AS	UNIT OF MEASURE	COMMENT
Community Business Hub (Fairfield City HQ)	Storage Cage Hire – Annual Hire Minimum 12 months	1,200.00 ~~100.00~~	ANNUAL ~~EACH~~	Proposed change to the cost and unit of measure to more accurately reflect the frequency and total charge.
	Storage Cage Hire – Monthly Hire	120.00	MONTHLY ~~EACH~~	
Development Advisory Meeting	Meetings with Members of Council – Discuss Development Application Concept Proposals (Including SSD Applications) over $4,000,000	1,294.50	30 MINUTES	Proposed to include State Significant Development (SSD) Applications to the description to reflect the increase in meetings due to the Department of Planning, Housing and Infrastructure requiring applicants to meet with Council prior to progressing the SSD through the State Assessment process.

Changes to Fees and Charges

DIVISION	DESCRIPTION SHOWN AS	COST SHOWN AS	UNIT OF MEASURE	COMMENT
Prairiewood Leisure Centre – Water Park (Aquatopia)	Single Entry to Water Park – FCC Resident	18.00 ~~17.00~~	EACH	Proposed to increase the single entry fee in order to recover increased operational costs.
Rates Services	Certificates/Section 603	105.00 ~~100.00~~	EACH	Statutory fee increase as determined by the Office of Local Government.

EXTRAORDINARY COUNCIL MEETING

Meeting Date 26 May 2026 **Item Number. 3**

SUBJECT: Making of the Rates and Charges for 2026-2027

FILE NUMBER: 26/04887

PREVIOUS ITEMS: 15 - Public Exhibition - Draft Forecasted Rates and Charges for 2026-2027 - Outcomes Committee - 10 Mar 2026
42 - Information Report - Making the Rates and Charges for 2026-2027 - Outcomes Committee - 05 May 2026

REPORT BY: Maria Aue Obregon, Co-ordinator Rates and Receivables

RECOMMENDATION:

That the following Rates and Charges for the financial year ending 30 June 2027 be made in accordance with requirements of the Local Government Act 1993:

1. The Residential Rate should be made as a combination of base amount and 'Ad Valorem' rate with the base amount to be $484.86 calculated to yield 45% of total revenue $64,049,892.40 for this category and further that the 'Ad Valorem' component of residential Rate be $0.00082359 or 0.082359 cents in the dollar on the value (valuation base date 1 July 2024) of rateable land in the City being under the Residential category.

2. The Farmland Rate should be made as a combination of base amount and 'Ad Valorem' with the base amount to be $657.23 calculated to yield 21.5% of the total revenue $305,689.01 for this category and further that the 'Ad Valorem' component of the Farmland Rate to be $0.00062813 or 0.062813 cents in the dollar on the value (valuation base date 1 July 2024) of rateable land in the City being under the Farmland category.

3. The rate for Ordinary Business be made as an 'Ad Valorem' rate of $0.00135340 or 0.135340 cents in the dollar on the value (valuation base date 1 July 2024) of rateable land in the City being under the Ordinary Business category and a Yield of $3,185,601.28.

4. The rate for the Business properties within the areas described in the following table and shown in the plans as Attachments A to L of the report, be made as 'Ad Valorem' rate as specified in the table.

BUSINESS Valuation based date 1 July 2024				
CATEGORY	**ATTACHMENT**	**AD VALOREM RATE**	**RATE IN $**	**GROSS YIELD $**
Bonnyrigg	A	0.00426891	0.426891	392,327.57
Cabramatta	B	0.00426891	0.426891	2,320,594.82
Canley Heights	C	0.00426891	0.426891	521,670.41
Canley Vale	D	0.00426891	0.426891	283,923.06
Fairfield	E	0.00426891	0.426891	2,377,438.69
Fairfield Heights	F	0.00426891	0.426891	407,692.32
Lansvale	G	0.00426891	0.426891	2,506,080.33
Prairiewood	H	0.00426891	0.426891	227,447.69
Smithfield	I	0.00426891	0.426891	2,469,514.40
Wetherill Park	J	0.00426891	0.426891	24,085,247.77
Yennora North	K	0.00426891	0.426891	865,641.66
Yennora South	L	0.00426891	0.426891	3,260,540.95

5. The following Domestic Waste Management Charges be made for the 2026/2027 year (July to June period):

5.1 Domestic Premises – the 2026/27 charge to be $559.83 per bin for the 240 litre Red Bin Service (140 litre Red Bin Service: $524.68 per bin) of the pattern approved by Council payable in advance. No deduction will be made for services not rendered.

Services in excess of 1 per week and services commenced after 1 July 2026 will be charged $10.77 per week for the 240 litre Red Bin Service (140 litre Red Bin Service: $10.09 per week).

The Waste Management Charge for Domestic Premises includes a 240 litre Yellow Bin and a 240 litre FOGO Green Bin. The difference in service charges is for the Red Bin (240 litre or 140 litre).

5.2 Residential Flat Building – the 2026/27 charge to be $559.83 per residential unit for either bulk containers provided by Council or per bin the size and pattern approved by Council payable in advance. No deduction will be made for services not rendered.

Services in excess of 1 per week and services commenced after 1 July 2026 will be charged for $10.77 per week.

5.3 Services Availability to Vacant Land – the Local Government Act, 1993 requires all rateable land for which a domestic waste management service is available to be charged. The service availability charge of $279.92 will only be levied on relevant vacant residential land.

6. The following Stormwater Levy be made for the 2026/27 year (July to June period):

6.1 Residential Strata – All residential strata properties will be charged at $12.50. Services commenced after 1 July 2026 will be charged $0.24 per week.

6.2 Residential Vacant Land – Is exempt.

6.3 Residential Other – All remaining eligible residential properties will be charged $25.00.

Services commenced after 1 July 2026 will be charged $0.48 per week.

6.4 Stormwater Levy – Pensioner Discount – A voluntary rebate of 40% will be applied to residential strata/other properties where any or all owners are eligible pensioners.

6.5 Business Strata – Will be charged on land area as set out in the following table. The charge will be calculated on the entire parcel and divided by the number of strata units attached to the parcel.

Area	Charge
0-350 M^2	$25.00 divided by the number of units
351-2,100 M^2	$50.00 divided by the number of units
2,101-21,000 M^2	$200.00 divided by the number of units
> 21,001 M^2	$3,000.00 divided by the number of units

6.6 Business Other – will be charged on land area as set out in the following table:

Area	Charge
0-350 M^2	$25.00
351-2,100 M^2	$50.00
2,101-21,000 M^2	$200.00
> 21,001 M^2	$3,000.00

7. Annual approval to operate Onsite Sewage Management Services will be charged at the rate of $5.00 per month to a maximum of $60.00 for the year for those properties with septic tank systems.

8. Rate of Interest – In accordance with Section 566(3) of the Act, it is proposed to set the interest rate payable on overdue rates and charges at 9.50% per annum calculated daily.

SUPPORTING DOCUMENTS:

AT-A ⇩	Bonnyrigg	1 Page
AT-B ⇩	Cabramatta	1 Page

AT-C ⇩	Canley Heights	1 Page
AT-D ⇩	Canley Vale	1 Page
AT-E ⇩	Fairfield	1 Page
AT-F ⇩	Fairfield Heights	1 Page
AT-G ⇩	Lansvale	1 Page
AT-H ⇩	Prairiewood	1 Page
AT-I ⇩	Smithfield	1 Page
AT-J ⇩	Wetherill Park	1 Page
AT-K ⇩	Yennora North	1 Page
AT-L ⇩	Yennora South	1 Page

CITY PLAN

This report is linked to *Theme 5 Good Governance and Leadership* in the Fairfield City Plan.

SUMMARY

Land in NSW is revalued periodically by the NSW Valuer General Department and Council is provided with a general land valuation for each parcel of rateable land. Factors that are taken into consideration when the NSW Valuer General determines land values include recent prices, zoning and land proximity to public facilities. Council received the most recent general land valuations as at 1 July 2024. Land rates for 2026/2027 are based on this valuation.

Irrespective of any land valuation increases, Council cannot increase its total rate income beyond the percentage approved by the Independent Pricing and Regulatory Tribunal (IPART). The percentage increase approved by the IPART for the 2026/2027 financial year is 4.00%.

The Domestic Waste Management charge to residents, which includes garbage collection for a 3-bin service (Red Lidded Bin, Yellow Lidded Bin and FOGO Green Lidded Bin) and kerbside recycling services, be increased by 4.00% for the 2026/2027 financial year. The increase is due to rising waste disposal costs as a result of increases in regulatory charges and landfill disposal costs.

Following the exhibition of the 2026-2027 Operation Plan, Council is required under the Local Government Act 1993 to pass a resolution to formally make the Rates and Charges.

This report proposes a resolution to formally make the rates and charges for 2026/27.

Residential Rates contribute approximately 60% of the total Rates and Business Rates Contribute approximately 40% of the total Rates.

Maria Aue Obregon
Co-ordinator Rates

Authorisation:
Deputy General Manager & CFO

Extraordinary Council Meeting - 26 May 2026

File Name: **EACM26052026_1.DOCX**

***** END OF ITEM 3 *****

Rates Category Map - Bonnyrigg

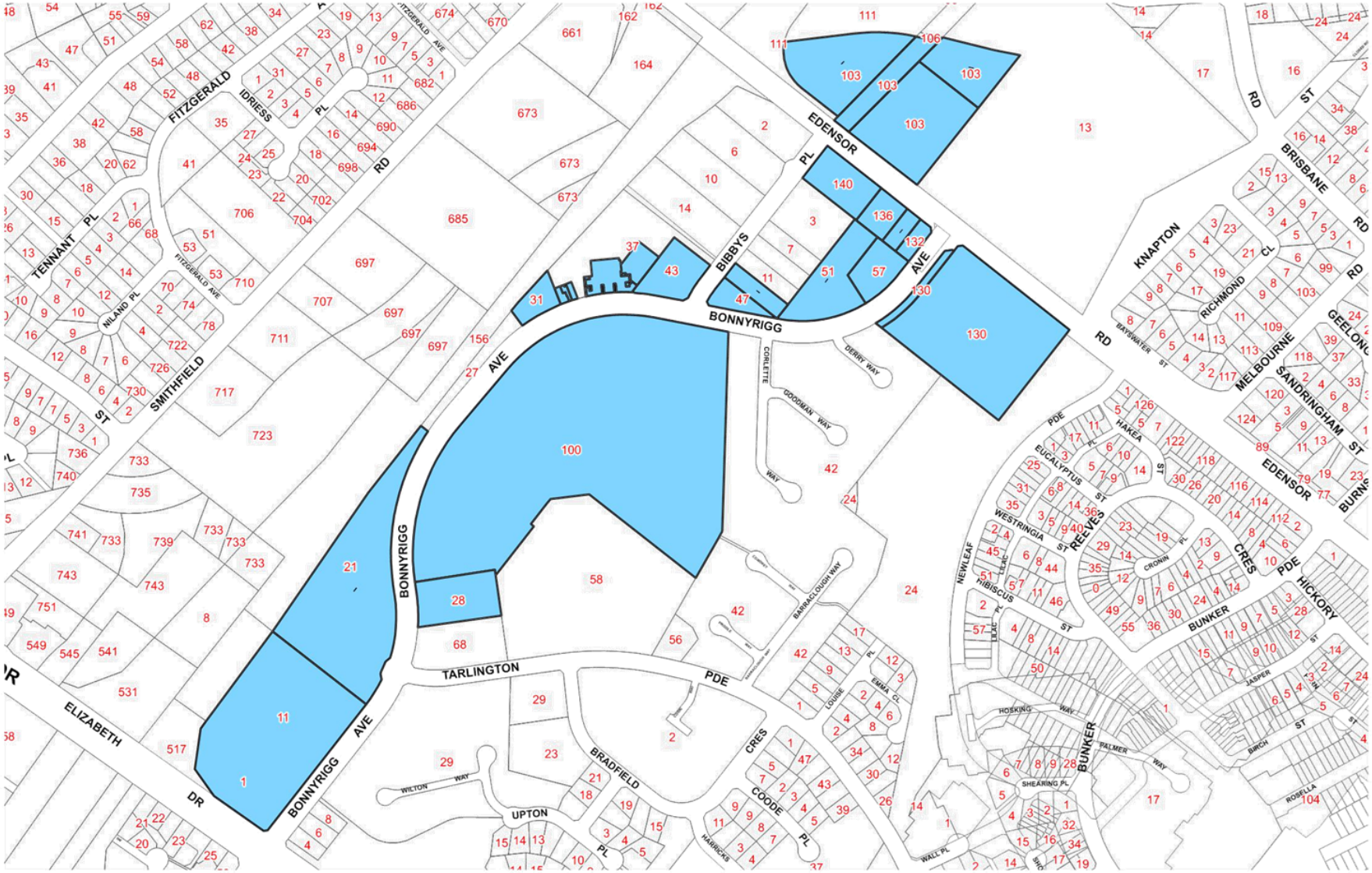

* Business properties for the areas in the maps are shaded blue

Rates Category Map - Cabramatta



* Business properties for the areas in the maps are shaded blue

Rates Category Map - Canley Heights

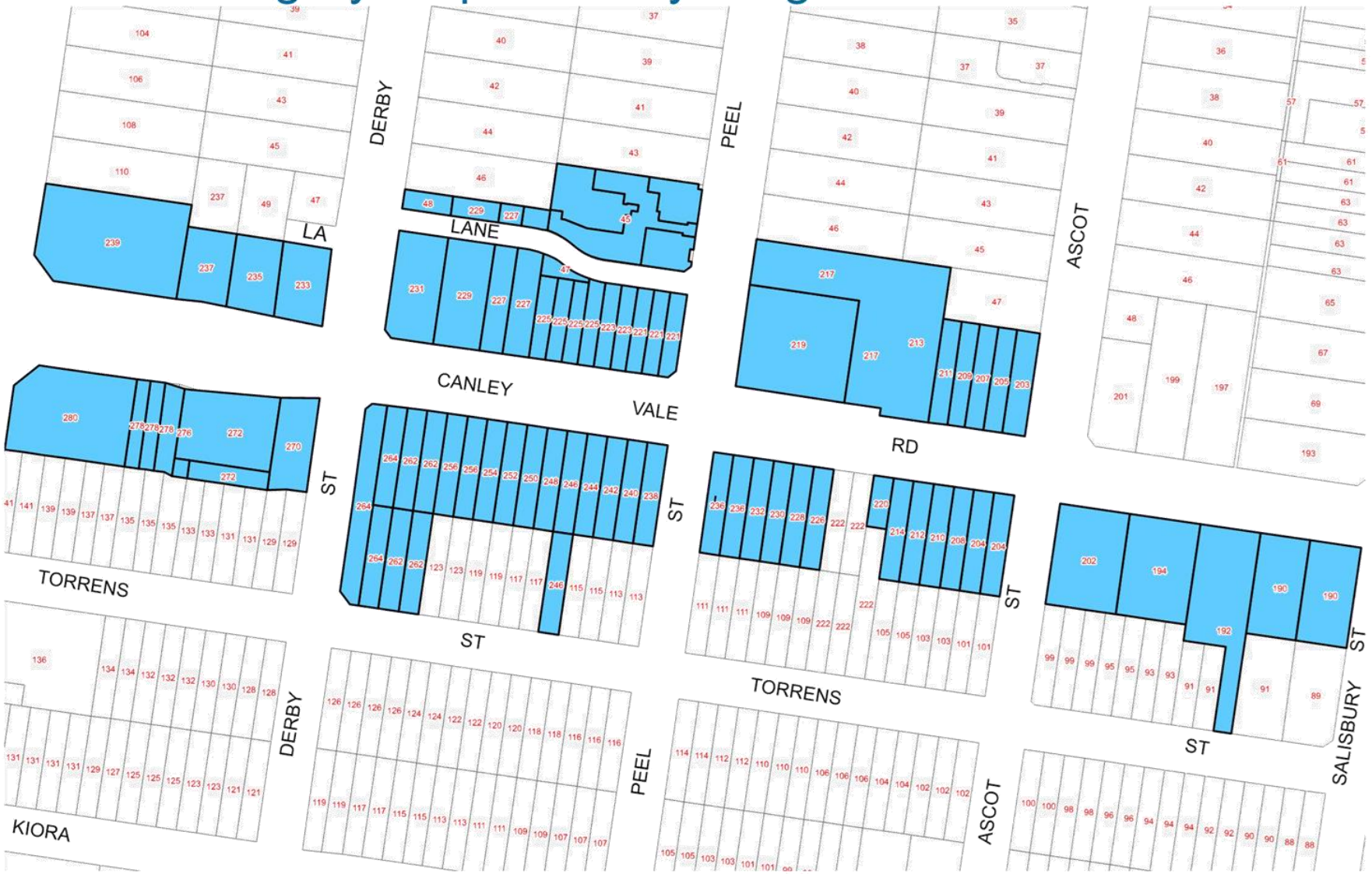

* Business properties for the areas in the maps are shaded blue

Rates Category Map - Canley Vale



* Business properties for the areas in the maps are shaded blue

Rates Category Map - Fairfield



* Business properties for the areas in the maps are shaded blue

Rates Category Map - Fairfield Heights

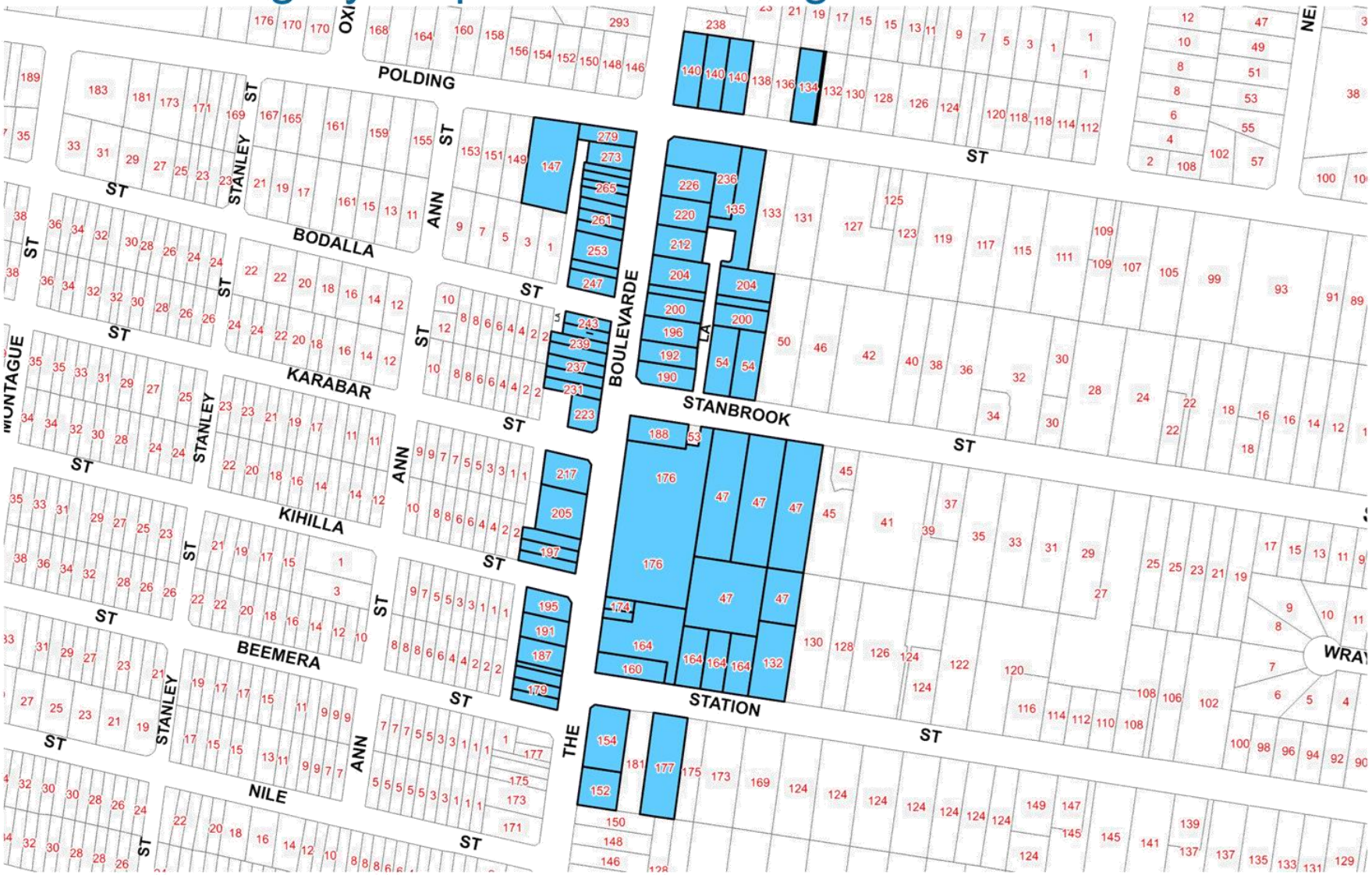

* Business properties for the areas in the maps are shaded blue

Rates Category Map - Lansvale

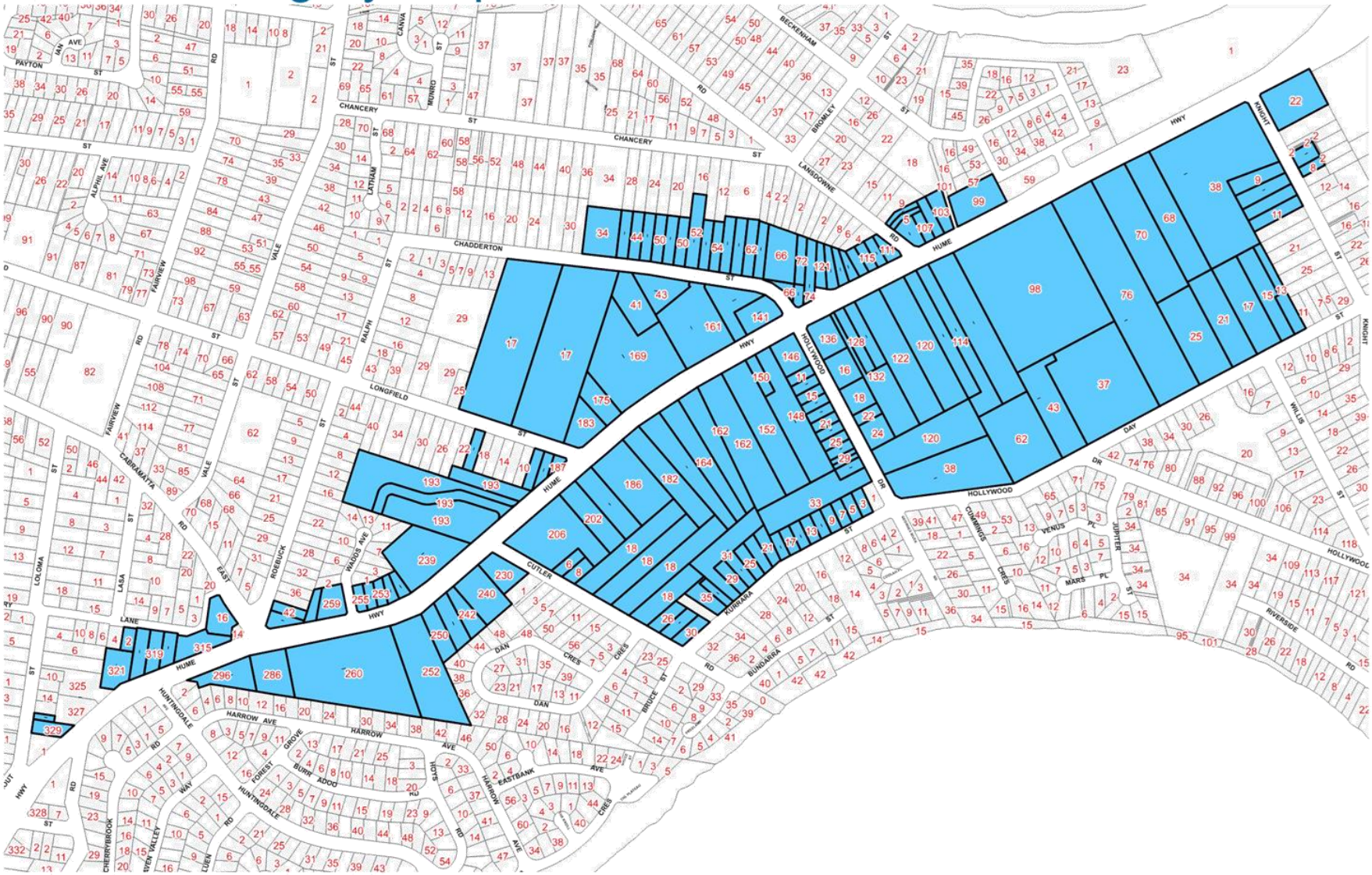

* Business properties for the areas in the maps are shaded blue

Rates Category Map - Prairiewood

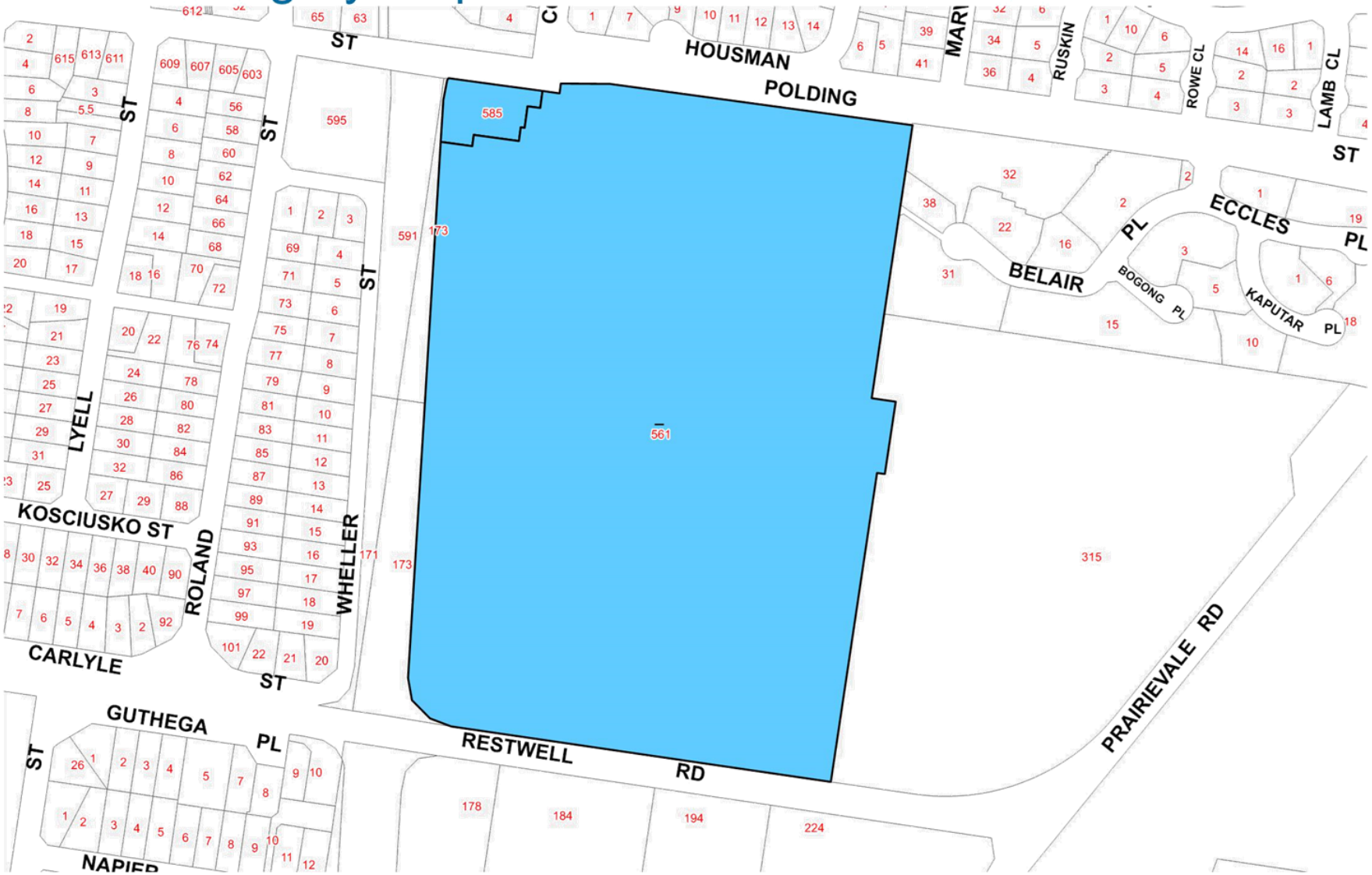

* Business properties for the areas in the maps are shaded blue

Rates Category Map - Smithfield

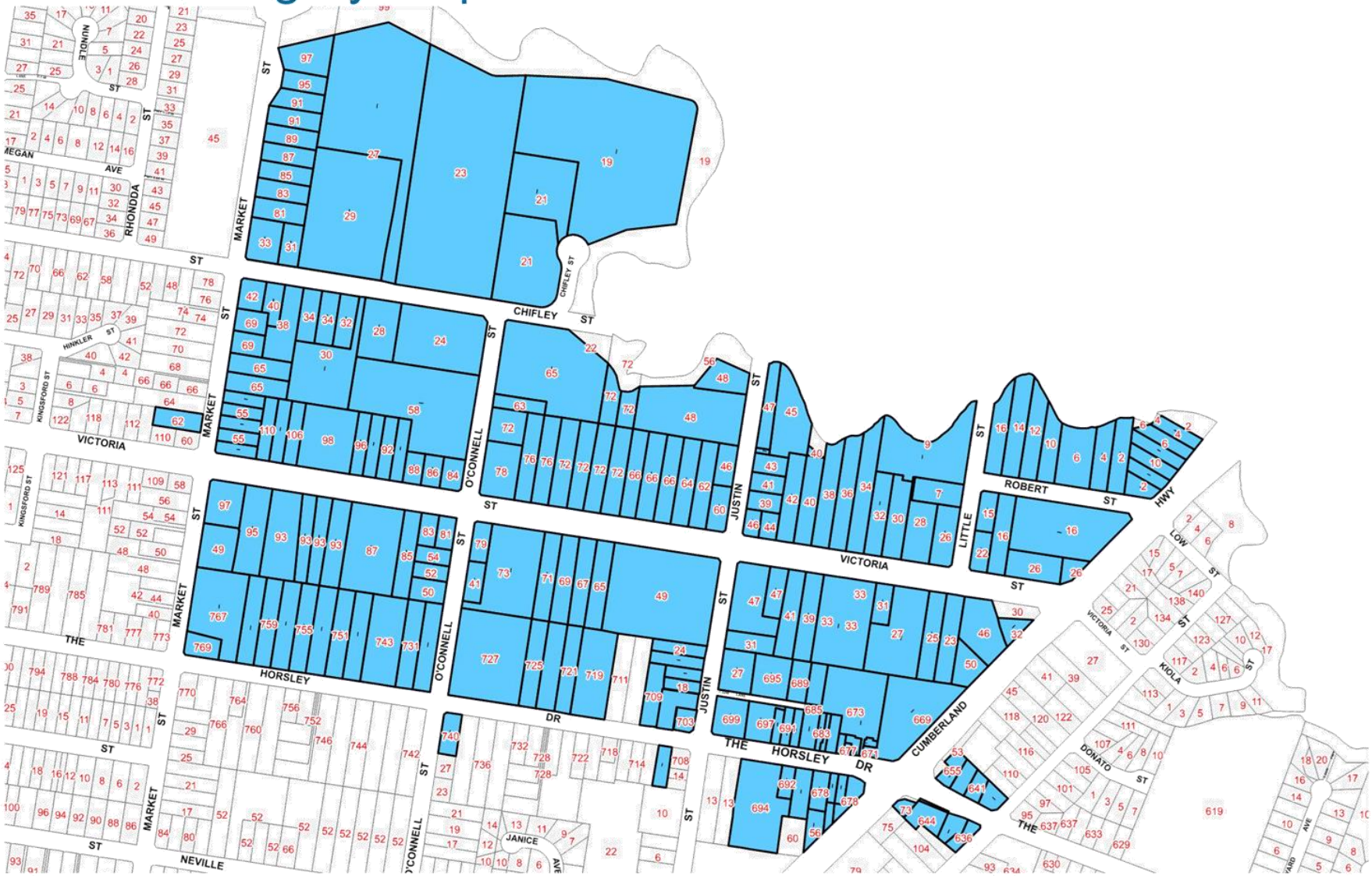

* Business properties for the areas in the maps are shaded blue

Rates Category Map - Wetherill Park

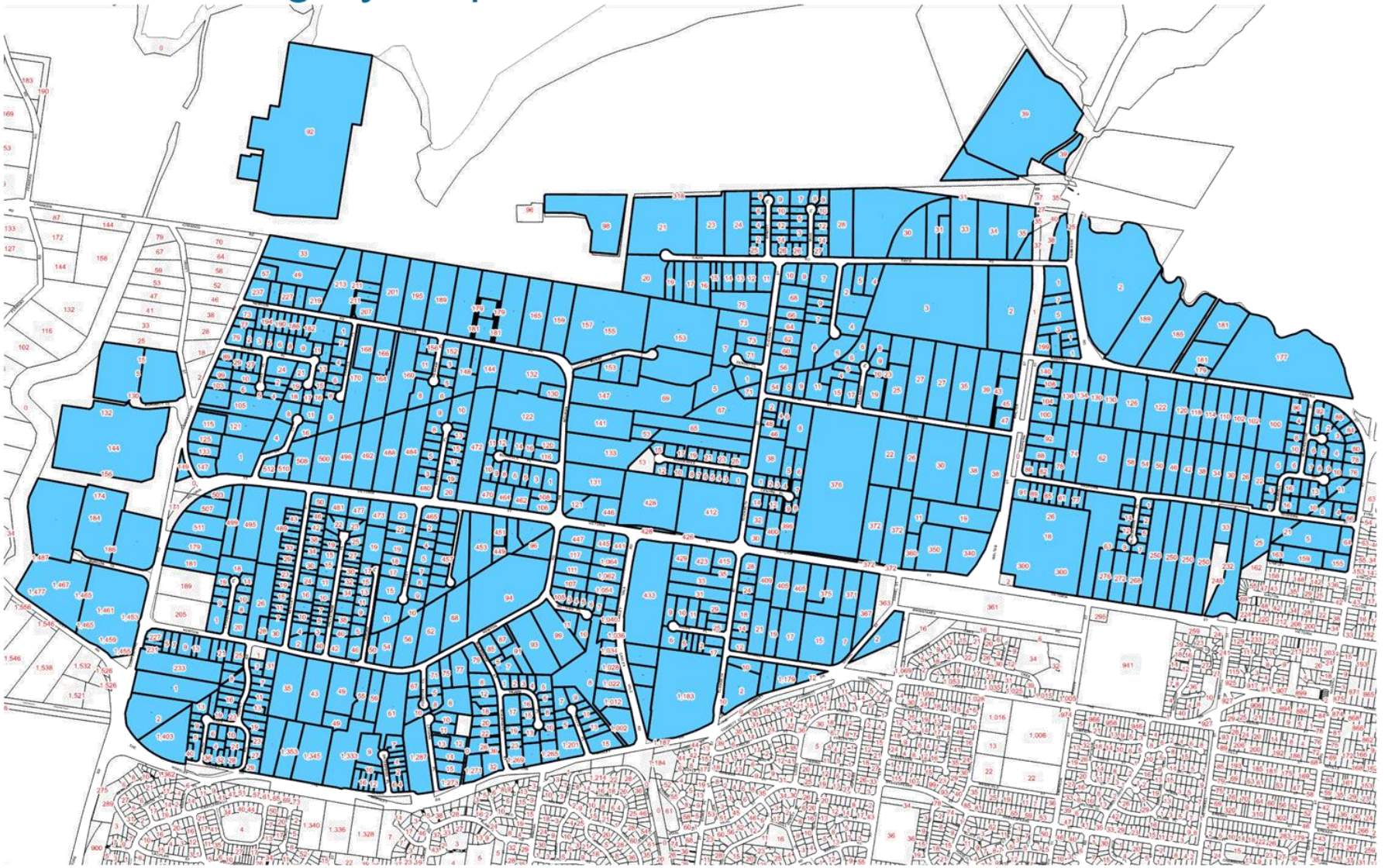

* Business properties for the areas in the maps are shaded blue

Rates Category Map - Yennora North



* Business properties for the areas in the maps are shaded blue

Rates Category Map - Yennora South

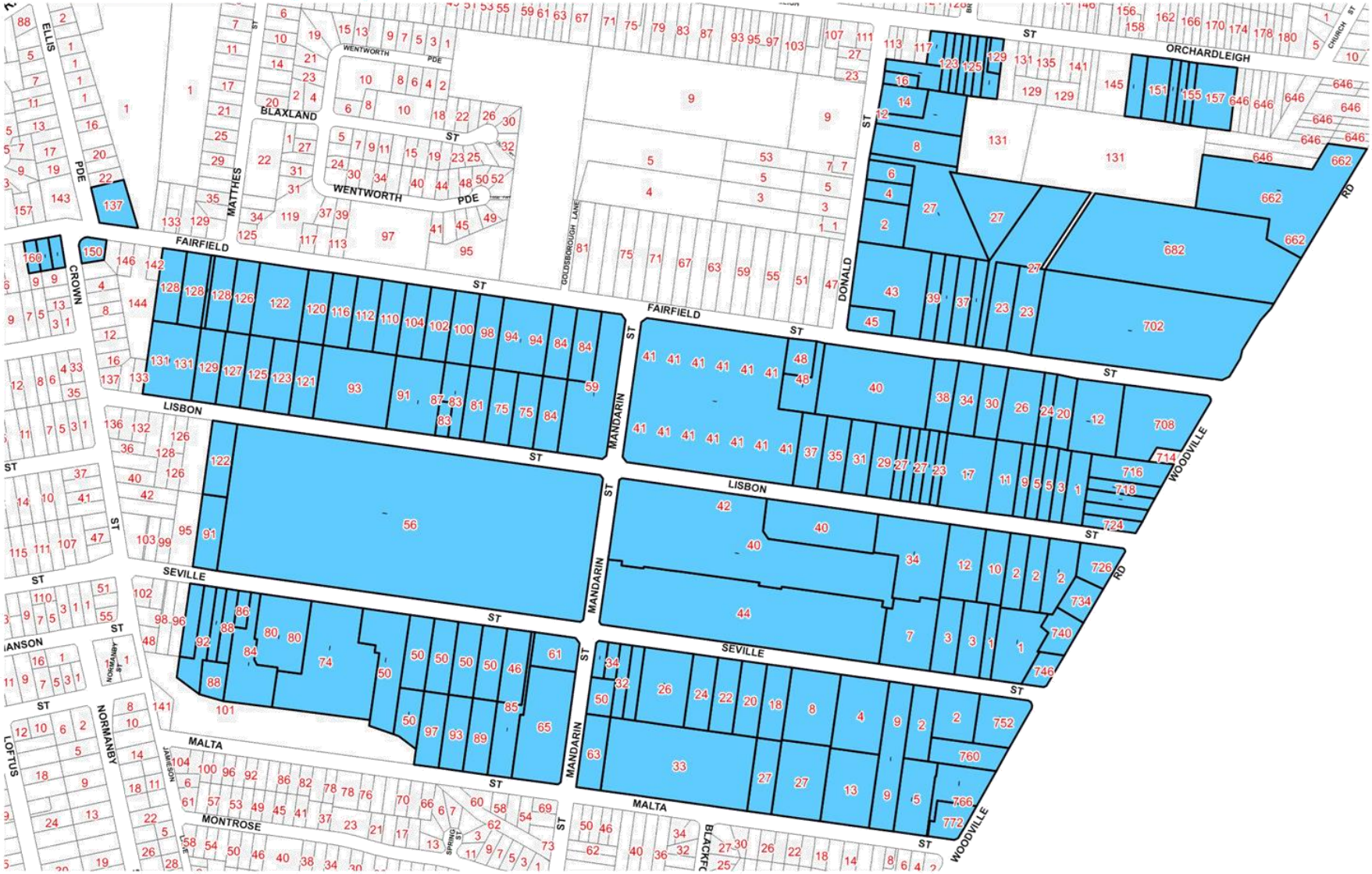

* Business properties for the areas in the maps are shaded blue